

INLAND WESTERN RETAIL REAL ESTATE TRUST INC
Form POS AM
March 16, 2005

As filed with the Securities and Exchange Commission on March 16, 2005
Registration No. 333-118860

SECURITIES AND EXCHANGE COMMISSION
Washington, D.C. 20549

POST-EFFECTIVE AMENDMENT NO. 1
TO
FORM S-11
REGISTRATION STATEMENT
UNDER
THE SECURITIES ACT OF 1933

INLAND WESTERN RETAIL REAL ESTATE TRUST, INC.
(Exact name of registrant as specified in governing instruments)

2901 BUTTERFIELD ROAD
OAK BROOK, ILLINOIS 60523
(630) 218-8000
(Address, including zip code, and telephone number,
including, area code of Principal executive offices)

ROBERT H. BAUM, ESQ.
VICE CHAIRMAN, EXECUTIVE VICE PRESIDENT AND GENERAL COUNSEL
THE INLAND GROUP, INC.
2901 BUTTERFIELD ROAD
OAK BROOK, ILLINOIS 60523
(630) 218-8000
(Name and address, including zip code, and telephone number,
including area code of agent for service)

WITH A COPY TO:
DAVID J. KAUFMAN, ESQ.
DUANE MORRIS LLP
227 WEST MONROE STREET
SUITE 3400
CHICAGO, ILLINOIS 60606
(312) 499-6700

Edgar Filing: INLAND WESTERN RETAIL REAL ESTATE TRUST INC - Form POS AM

This Post-Effective Amendment No. 1 consists of the following:

1. Supplement No. 12 dated March 16, 2005 to the Registrant's Prospectus dated December 21, 2004, included herewith, which will be delivered as an unattached document along with the Prospectus dated December 21, 2004.
2. The Registrant's final form of Prospectus dated December 21, 2004, previously filed pursuant to Rule 424(b)(1) on December 21, 2004 and refiled herewith.
3. Part II, included herewith.
4. Signatures, included herewith.

ii

SUPPLEMENT NO. 12
DATED MARCH 16, 2005
TO THE PROSPECTUS DATED DECEMBER 21, 2004
OF INLAND WESTERN RETAIL REAL ESTATE TRUST, INC.

We are providing this Supplement No. 12 to you in order to supplement our prospectus. This supplement updates information in the sections of our prospectus noted in the table of contents below. This Supplement No. 12 supplements, modifies or supersedes certain information contained in our prospectus, and prior Supplements No. 1 through 11 (dated December 29, 2004 through March 11, 2005) and must be read in conjunction with our prospectus.

TABLE OF CONTENTS

| | Supplement Page No. | Prospectus Page No. |
|--|------------------------|------------------------|
| <hr style="border-top: 1px dashed black;"/> | | |
| Prospectus Summary | 1 | 1 |
| Risk Factors | 5 | 12 |
| How We Operate | 8 | 34 |
| Conflicts of Interest | 9 | 36 |
| Compensation Table | 12 | 40 |
| Prior Performance of Our Affiliates Management | 13 35 | 49 68 |
| Principal Stockholders | 38 | 95 |
| Investment Objectives and Policies | 39 | 99 |
| Real Property Investments | 41 | 109 |
| Management's Discussion and Analysis of Our Financial Condition and Results of Operations | 57 | 298 |
| Shares Eligible for Future Sale | 71 | 332 |
| Summary of Our Organizational Documents | 72 | 335 |
| Stockholders' Meeting | 72 | 335 |
| Plan of Distribution | 72 | 360 |
| Litigation | 73 | 378 |
| Relationships and Related Transactions | 73 | 378 |
| Experts | 74 | 384 |

PROSPECTUS SUMMARY

THE FIFTH SENTENCE UNDER THE SECTION REGARDING "OUR SPONSOR, OUR BUSINESS MANAGER/ADVISOR AND THE INLAND GROUP" WHICH STARTS ON PAGE 2 OF OUR PROSPECTUS

Edgar Filing: INLAND WESTERN RETAIL REAL ESTATE TRUST INC - Form POS AM

HAS BEEN MODIFIED AS FOLLOWS:

Inland US Management LLC, Inland Southwest Management LLC and Inland Pacific Property Services LLC, our property managers, are entities owned principally by individuals who are affiliates of The Inland Group.

THE FIRST PARAGRAPH UNDER THE SECTION REGARDING "CONFLICTS OF INTEREST" WHICH STARTS ON PAGE 4 OF OUR PROSPECTUS HAS BEEN SUPERCEDED IN THE ENTIRETY TO READ AS FOLLOWS:

CONFLICTS OF INTEREST EXIST BETWEEN US AND SOME OF OUR AFFILIATES, INCLUDING OUR BUSINESS MANAGER/ADVISOR. THESE AFFILIATES INCLUDE INLAND REAL ESTATE CORPORATION, INLAND RETAIL REAL ESTATE TRUST, INC., INLAND REAL ESTATE EXCHANGE CORPORATION AND INLAND AMERICAN REAL ESTATE

1

TRUST, INC. INLAND REAL ESTATE CORPORATION IS A PUBLICLY TRADED REIT THAT IS SELF-ADMINISTERED AND GENERALLY PURCHASES SHOPPING CENTERS LOCATED IN THE MIDWEST. INLAND RETAIL REAL ESTATE TRUST, INC. IS SELF-ADMINISTERED AND GENERALLY PURCHASES SHOPPING CENTERS LOCATED EAST OF THE MISSISSIPPI RIVER. INLAND REAL ESTATE EXCHANGE CORPORATION IS A SUBSIDIARY OF INLAND REAL ESTATE INVESTMENT CORPORATION. INLAND REAL ESTATE EXCHANGE CORPORATION PROVIDES REPLACEMENT PROPERTIES FOR PEOPLE WISHING TO COMPLETE AN IRS SECTION 1031 REAL ESTATE EXCHANGE. ON FEBRUARY 11, 2005, INLAND AMERICAN REAL ESTATE TRUST, INC. FILED A REGISTRATION STATEMENT ON FORM S-11 TO REGISTER 500,000,000 SHARES OF COMMON STOCK AND UP TO 40,000,000 SHARES OF THEIR COMMON STOCK FOR PARTICIPANTS IN THEIR DISTRIBUTION REINVESTMENT PROGRAM. THE REGISTRATION STATEMENT HAS NOT BEEN DECLARED EFFECTIVE BY THE SECURITIES AND EXCHANGE COMMISSION, AND THERE IS NO ASSURANCE WHEN AND IF IT WILL BE DECLARED EFFECTIVE. INLAND AMERICAN REAL ESTATE TRUST, INC. IS AFFILIATED WITH THE INLAND GROUP. INLAND AMERICAN REAL ESTATE TRUST, INC. HAS BEEN FORMED TO ACQUIRE COMMERCIAL REAL ESTATE, PRIMARILY RETAIL PROPERTIES AND MULTI-FAMILY, OFFICE AND INDUSTRIAL BUILDINGS, LOCATED IN THE UNITED STATES AND CANADA. INLAND AMERICAN REAL ESTATE TRUST, INC. MAY INVEST IN THOSE ASSETS DIRECTLY BY PURCHASING THE PROPERTY ALSO KNOWN AS A "FEE INTEREST" OR INDIRECTLY BY PURCHASING INTERESTS, INCLUDING CONTROLLING INTERESTS, IN "REAL ESTATE OPERATING COMPANIES." INLAND AMERICAN REAL ESTATE TRUST, INC. MAY ALSO INVEST IN OTHER REAL ESTATE ASSETS AND ENTITIES OWNING THOSE ASSETS, SUCH AS MORTGAGE LOANS SECURED BY COMMERCIAL REAL ESTATE. Midwest Real Estate Equities, Inc. is not a subsidiary of The Inland Group, Inc or its affiliates but does have some of the same shareholders as The Inland Group, Inc. Midwest Real Estate Equities buys, manages and sells commercial and multi-family property.

THE SECOND BULLET POINT AFTER THE SECOND PARAGRAPH UNDER THE SECTION "CONFLICTS OF INTEREST" WHICH STARTS ON PAGE 4 OF OUR PROSPECTUS HAS BEEN SUPERCEDED IN THE ENTIRETY TO READ AS FOLLOWS:

- substantial compensation payable by us to Inland Securities Corporation, Inland Western Retail Real Estate Advisory Services, Inc., Inland US Management LLC, Inland Southwest Management LLC and Inland Pacific Property Services LLC for their various services which may not be on market terms and is payable, in most cases, whether or not our stockholders receive distributions;

WE HAVE ADDED A FOURTH PARAGRAPH WITH RELATED BULLET POINTS UNDER THE SECTION "CONFLICTS OF INTEREST" WHICH STARTS ON PAGE 4 OF OUR PROSPECTUS TO READ AS FOLLOWS:

If and when Inland American Real Estate Trust, Inc.'s registration statement is declared effective by the Securities and Exchange Commission, conflicts of

Edgar Filing: INLAND WESTERN RETAIL REAL ESTATE TRUST INC - Form POS AM

interest that may arise in connection with the sale of shares and use of the offering's proceeds are as follows:

- competition for the time and attention of management and affiliates that provide services to us, which may limit the amount of time that these people may spend on our matters;
- potentially overlapping fiduciary duties owed by certain affiliated directors sitting on more than one board of directors;
- potentially overlapping fiduciary duties owed by certain directors particularly arising in the potential purchase of shopping or retail centers, and office buildings, located in the United States;
- Inland American Real Estate Trust, Inc. may compete for the same properties we are interested in;

2

- Inland American Real Estate Trust, Inc. may acquire real estate operating companies that may have been a historical or future source for us to acquire properties from; and
- potential time and effort spent by Inland Securities Corporation on the selling of our securities and their sales effort related to the sales of shares by Inland American Real Estate Trust, Inc.

WE HAVE SUPERCEDED THE FOLLOWING DESCRIPTION LOCATED UNDER THE NONSUBORDINATED PAYMENTS AT THE OPERATIONAL STAGE WITHIN THE TABULAR SUMMARY OF FEES AS DISCUSSED UNDER THE SECTION "COMPENSATION TO BE PAID TO OUR BUSINESS MANAGER/ADVISOR AND AFFILIATES" WHICH STARTS ON PAGE 7 OF OUR PROSPECTUS IN THE ENTIRETY, TO READ AS FOLLOWS:

| | |
|--|---|
| Property management fee This fee terminates upon a business combination with our property managers. | 4.5% of the gross income from the properties (cannot exceed 90% of the fee which would be payable to an unrelated third party). We will pay the fee for services in connection with the rental, leasing, operation and management of the properties. For the year ended December 31, 2004, and the period from March 5, 2003 (inception) to December 31, 2003, we have incurred and paid property management fees of \$5,381,721 and \$16,627, of which \$5,381,721 and \$16,627 were retained by Inland US Management LLC, Inland Southwest Property Management LLC and Inland Pacific Property Services LLC. Actual amounts we will incur in the future cannot be determined at the present time. |
|--|---|

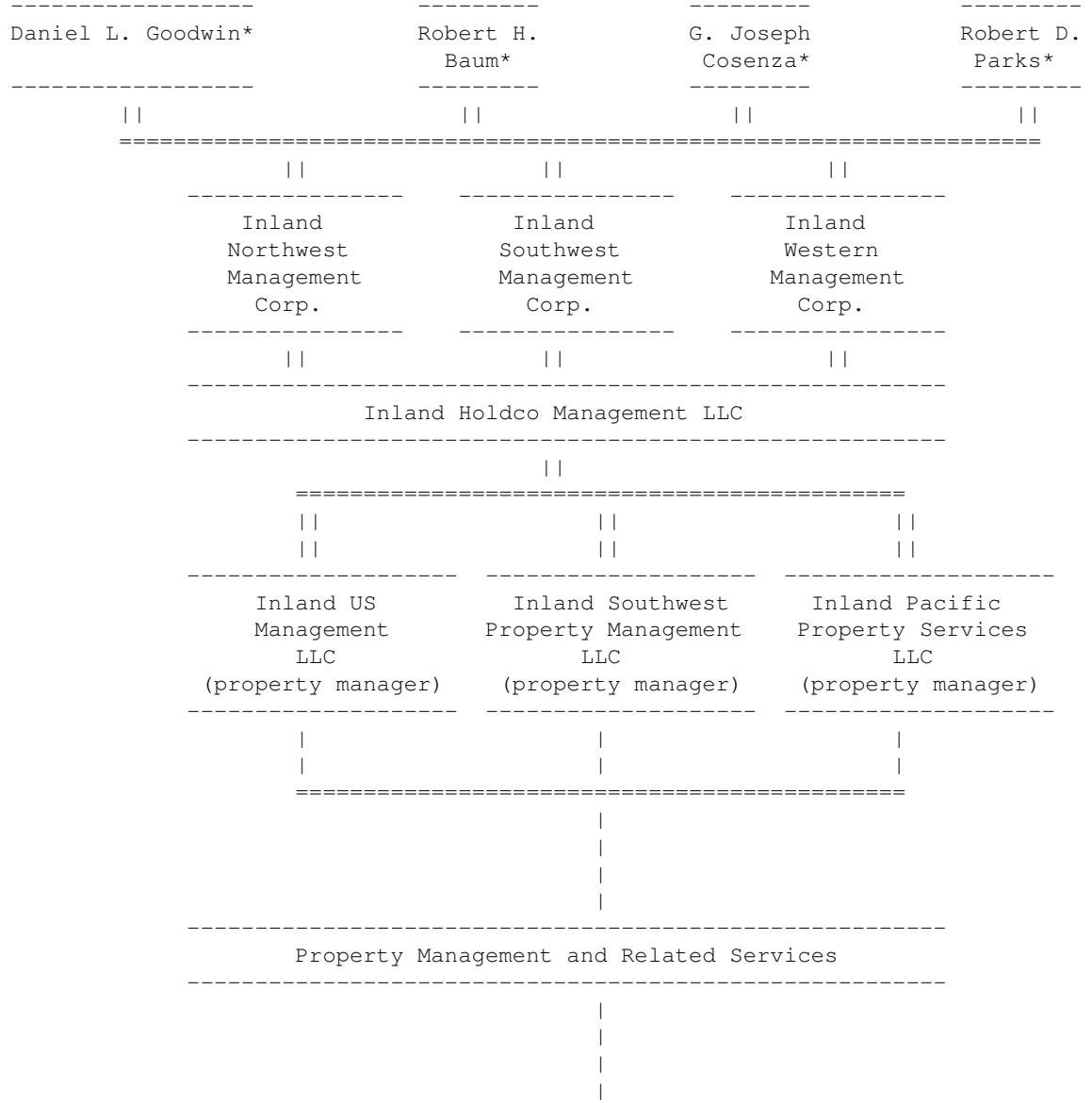
ORGANIZATIONAL CHART

THE ORGANIZATIONAL CHART UNDER THIS SECTION; WHICH IS LISTED ON PAGE 3 OF OUR PROSPECTUS IS SUPERCEDED WITH THE FOLLOWING:

The following organizational chart depicts the services that affiliates or our sponsor will render to us and our organizational structure.

[CHART]

ORGANIZATIONAL CHART



Inland Western Retail Real Estate Trust, Inc.
 We are principally owned by public investors. Ownership is represented by shares of

Edgar Filing: INLAND WESTERN RETAIL REAL ESTATE TRUST INC - Form POS AM

* The four indicated individuals control The Inland Group, Inc. and own substantially all of its stock.

Double lines indicate 100% ownership.
Single lines indicate service.

4

RISK FACTORS

THE SECOND SENTENCE UNDER THE DISCUSSION REGARDING "WE WILL COMPETE WITH REAL ESTATE INVESTMENT PROGRAMS SPONSORED BY COMPANIES AFFILIATED WITH US FOR ACQUISITION OF PROPERTIES AND FOR THE TIME AND SERVICES OF PERSONNEL " WHICH STARTS ON PAGE 13 OF OUR PROSPECTUS HAS BEEN MODIFIED TO READ AS FOLLOWS:

These affiliated companies include Inland Real Estate Corporation, Inland Retail Real Estate Trust, Inc., Inland Real Estate Exchange Corporation, Inland American Real Estate Trust, Inc., and other entities to be formed by The Inland Group.

THE DISCUSSION REGARDING "WE DEPEND ON OUR BOARD OF DIRECTOR, BUSINESS MANAGER/ADVISOR AND PROPERTY MANAGERS AND LOSING THOSE RELATIONSHIPS COULD NEGATIVELY AFFECT OUR OPERATIONS " WHICH STARTS ON PAGE 19 OF OUR PROSPECTUS HAS BEEN SUPERCEDED IN THE ENTIRETY TO READ AS FOLLOWS:

WE DEPEND ON OUR BOARD OF DIRECTORS, BUSINESS MANAGER/ADVISOR AND PROPERTY MANAGERS AND LOSING THOSE RELATIONSHIPS COULD NEGATIVELY AFFECT OUR OPERATIONS. Our board of directors has supervisory control over all aspects of our operations. Our ability to achieve our investment objectives will depend to a large extent on the board's ability to oversee, and the quality of, the management provided by the business manager/advisor, the property managers, their affiliates and employees for day-to-day operations. Therefore, we depend heavily on the ability of the business manager/advisor and its affiliates to retain the services of each of its executive officers and key employees. However, none of these individuals has an employment agreement with the business manager/advisor or its affiliates. The loss of any of these individuals could have a material adverse effect on us. These individuals include Daniel L. Goodwin, Robert H. Baum, G. Joseph Cosenza, Robert D. Parks, Thomas P. McGuinness, Roberta S. Matlin and Brenda G. Gujral.

On February 11, 2005, Inland American Real Estate Trust, Inc. filed a registration statement on Form S-11 to register 500,000,000 shares of common stock and up to 40,000,000 shares of their common stock for participants in their distribution reinvestment program. The registration statement has not been declared effective by the Securities and Exchange Commission, and there is no assurance when and if it will be declared effective. Specific conflicts of interest between us and Inland American Real Estate Trust, Inc include:

- competition for the time and attention of management and affiliates that provide services to us, which may limit the amount of time that these people may spend on our matters;
- potentially overlapping fiduciary duties owed by certain affiliated directors sitting on more than one board of directors; and
- potentially overlapping fiduciary duties owed by certain directors particularly arising in the potential purchase of shopping or retail centers, and office buildings, located in the United States.

Edgar Filing: INLAND WESTERN RETAIL REAL ESTATE TRUST INC - Form POS AM

Our business manager/advisor must reimburse us for certain operational stage expenses exceeding 15% of the gross offering proceeds. If the business manager/advisor's net worth or cash flow is not sufficient to cover these expenses, we will not be reimbursed.

THE DISCUSSION REGARDING "THERE ARE CONFLICTS OF INTEREST BETWEEN US AND OUR AFFILIATES" WHICH STARTS ON PAGE 19 OF OUR PROSPECTUS HAS BEEN SUPERCEDED IN THE ENTIRETY TO READ AS FOLLOWS:

5

THERE ARE CONFLICTS OF INTEREST BETWEEN US AND OUR AFFILIATES. Our operation and management may be influenced or affected by conflicts of interest arising out of our relationship with our affiliates. Our business manager/advisor and its affiliates are or will be engaged in other activities that will result in potential conflicts of interest with the services that the business manager/advisor and affiliates will provide to us. Those affiliates could take actions that are more favorable to other entities than to us. The resolution of conflicts in favor of other entities could have a negative impact on our financial performance. These affiliates include Inland Retail Real Estate Trust, Inc., Inland Western Retail Real Estate Advisory Services, Inc., our business manager/advisor, Inland Real Estate Corporation, Inland Real Estate Exchange Corporation, and Inland American Real Estate Trust, Inc., and entities to be formed by The Inland Group, Inc. Inland Real Estate Corporation is a publicly traded REIT that is self-administered and generally purchases shopping centers located in the Midwest. Inland Retail Real Estate Trust, Inc. is self-administered and generally purchases shopping centers located east of the Mississippi River. Inland Real Estate Exchange Corporation is a subsidiary of Inland Real Estate Investment Corporation. Inland Real Estate Exchange Corporation provides replacement properties for people wishing to complete an IRS Section 1031 real estate exchange. On February 11, 2005, Inland American Real Estate Trust, Inc. filed a registration statement on Form S-11 to register 500,000,000 shares of common stock and up to 40,000,000 shares of their common stock for participants in their distribution reinvestment program. The registration statement has not been declared effective by the Securities and Exchange Commission, and there is no assurance when and if it will be declared effective. Inland American Real Estate Trust, Inc. is affiliated with The Inland Group. Inland American Real Estate Trust, Inc. has been formed to acquire commercial real estate, primarily retail properties and multi-family, office and industrial buildings, located in the United States and Canada. Inland American Real Estate Trust, Inc. may invest in those assets directly by purchasing the property also known as a "fee interest" or indirectly by purchasing interests, including controlling interests, in "real estate operating companies." Inland American Real Estate Trust, Inc. may also invest in other real estate assets and entities owning those assets, such as mortgage loans secured by commercial real estate. Our business manager/advisor receives fees based on the book value including acquired intangibles of the properties under management. Specific conflicts of interest between us and our affiliates include:

- We may acquire properties from affiliates of our sponsor in transactions in which the price will not be the result of arm's length negotiations. The prices we pay to affiliates of our sponsor for our properties will be equal to the prices paid by them, plus the costs incurred by them relating to the acquisition and financing of the properties. These prices will not be the subject of arm's length negotiations, which could mean that the acquisitions may be on terms less favorable to us than those negotiated in an arm's-length transaction. Inland American Real Estate Trust, Inc. may acquire real estate operating companies that may have been a historical or future source for us to acquire properties from, which could create a conflict of interest for us. In addition, Inland American Real Estate

Trust, Inc.'s offering, when it becomes effective could potentially negatively impact arm's length negotiations due to overlapping fiduciary duties owed by certain directors particularly arising in the potential purchase of shopping or retail centers, and office buildings, located in the United States. The result of these transactions could cause us to pay more for particular properties than we would have in an arm's length transaction and therefore, adversely affect our cash flow and our ability to pay your distributions.

- WE MAY PURCHASE REAL PROPERTIES FROM PERSONS WITH WHOM OUR BUSINESS MANAGER/ADVISOR OR ITS' AFFILIATES HAVE PRIOR BUSINESS RELATIONSHIPS AND OUR INTERESTS IN THESE BUSINESS RELATIONSHIPS MAY BE DIFFERENT FROM THE INTERESTS OF OUR BUSINESS MANAGER/ADVISOR OR ITS AFFILIATES IN THESE BUSINESS RELATIONSHIPS. We may purchase properties from third parties who have sold properties in the past, or who may sell properties

6

in the future, to our business manager/advisor or its affiliates. Inland American Real Estate Trust, Inc. may acquire real estate operating companies that may have been a historical or future source for acquiring properties, which could create a conflict of interest for our company. If we purchase properties from these third parties, our business manager/advisor will experience a conflict between our current interests and its interest in preserving any ongoing business relationship with these sellers. This could result in our business manager/advisor or its affiliates recommending properties that may be in the best interest of the third party seller, but not our best interest. This could adversely impact our portfolio by causing us to invest in properties that are not necessarily in our best interest.

- OUR BUSINESS MANAGER/ADVISOR AND ITS AFFILIATES RECEIVE COMMISSIONS, FEES AND OTHER COMPENSATION BASED UPON OUR INVESTMENTS AND THEREFORE OUR BUSINESS MANAGER/ADVISOR AND ITS AFFILIATES MAY RECOMMEND THAT WE MAKE INVESTMENTS IN ORDER TO INCREASE THEIR COMPENSATION. Our business manager/advisor and its affiliates receive commissions, fees and other compensation based upon our investments. They benefit by us retaining ownership of our assets and leveraging our assets, while you may be better served by sale or disposition or not leveraging the assets. In addition, our business manager/advisor's ability to receive fees and reimbursements depends on our continued investment in properties and in other assets which generate fees. Our business manager/advisor receives fees based on the book value including acquired intangibles of the properties under management. Our property managers receive fees based on the income from properties under management. Therefore, our business manager/advisor and/or property managers may recommend that we purchase properties that generate fees for our business manager/advisor and property managers, but are not necessarily the most suitable investment for our portfolio. In addition, our affiliates, who receive fees, including our business manager/advisor, may recommend that we acquire properties, which may result in our incurring substantive amounts of indebtedness. Therefore, the interest of our business manager/advisor and its affiliates in receiving fees may conflict with our ability to earn income and may result in our incurring substantive amounts of indebtedness. The resolution of this conflict of interest may adversely impact our cash flow and our ability to pay your distributions.
- OUR BUSINESS MANAGER/ADVISOR MAY HAVE CONFLICTING FIDUCIARY OBLIGATIONS IF WE ACQUIRE PROPERTIES WITH ITS AFFILIATES. Our business

manager/advisor may cause us to acquire an interest in a property through a joint venture with its affiliates. In these circumstances, our business manager/advisor will have a fiduciary duty to both us and its affiliates participating in the joint venture. Inland American Real Estate Trust, Inc. may acquire real estate operating companies that may have been a historical or future source for acquiring properties, which could create a conflict of interest for us. In addition, Inland American Real Estate Trust, Inc.'s offering, when it becomes effective could potentially negatively impact arm's length negotiations due to overlapping fiduciary duties owed by certain directors particularly arising in the potential purchase of shopping or retail centers, and office buildings, located in the United States. The resolution of this conflict of interest may cause the business manager/advisor to sacrifice our best interest in favor of the seller of the property and therefore, we may enter into a transaction that is not in our best interest. The resolution of this conflict of interest may negatively impact our financial performance.

- THERE IS COMPETITION FOR THE TIME AND SERVICES OF OUR BUSINESS MANAGER/ADVISOR AND OUR BUSINESS MANAGER/ADVISOR MAY NOT DEDICATE THE TIME NECESSARY TO MANAGE OUR BUSINESS. We rely on our business manager/advisor and its affiliates for our daily operation and the management of our assets. Our officers and other personnel of our business manager/advisor and its affiliates have conflicts in allocating their management time, services and functions

7

among the real estate investment programs they currently service and any future real estate investment programs or other business ventures which they may organize or serve. Those personnel could take actions that are more favorable to other entities than to us. Inland American Real Estate Trust, Inc. will compete with us for the time and attention of management and affiliates that provide services to us, which may limit the amount of time that these people may spend on our matters. The resolution of conflicts in favor of other entities could have a negative impact on our financial performance.

- INLAND SECURITIES CORPORATION IS PARTICIPATING AS MANAGING DEALER IN THE SALE OF THE SHARES. Inland Securities Corporation is our managing dealer of this offering and is affiliated with The Inland Group. Our managing dealer is entitled to selling commissions and reimbursement for marketing and due diligence expenses. Our managing dealer may be subject to a conflict of interest arising out of its participation in this offering and its affiliation with The Inland Group in performing its "due diligence" obligations which arise under the Securities Act of 1933. When it becomes effective, Inland American Real Estate Trust, Inc.'s offering could negatively affect time and effort spent on our capital raise and sales effort due to the efforts related to the sales of shares offered by Inland American Real Estate Trust, Inc. These personnel could spend more time and attention in Inland American Real Estate Trust, Inc.'s offering. The resolution of this conflict of interest could have a negative impact on our financial performance.
- WE MAY ACQUIRE THE BUSINESS OF OUR BUSINESS MANAGER/ADVISOR AND OUR PROPERTY MANAGERS WITHOUT FURTHER ACTION BY OUR STOCKHOLDERS. During the term of our agreements with our business manager/advisor and our property managers, we have the option to acquire or consolidate the business conducted by them without any consent of our stockholders, our business manager/advisor or our property managers. We may elect to exercise this right at any time after September 15, 2008. This

Edgar Filing: INLAND WESTERN RETAIL REAL ESTATE TRUST INC - Form POS AM

unfettered discretion could cause us to take action that otherwise we would not be able to do, and therefore could have a negative impact on our financial performance.

- WE DO NOT HAVE ARM'S-LENGTH AGREEMENTS, WHICH COULD CONTAIN TERMS WHICH ARE NOT IN OUR BEST INTEREST. As we have noted, our agreements and arrangements with our business manager/advisor or any of its affiliates, including those relating to compensation, are not the result of arm's length negotiations. These agreements may contain terms that our not in our best interest and would not otherwise be applicable if we entered into arm's-length agreements. See "Conflicts of Interest" for a discussion of various conflicts of interest.

HOW WE OPERATE

THE THIRD AND FOURTH PARAGRAPH UNDER THIS HEADING WHICH STARTS ON PAGE 34 OF OUR PROSPECTUS IS SUPERCEDED IN THE ENTIRETY TO READ AS FOLLOWS:

In addition to the services of our business manager/advisor, we contract with Inland US Management LLC, Inland Southwest Management LLC and Inland Pacific Property Services LLC for their services as our property managers. Inland US Management LLC, Inland Southwest Management LLC and Inland Pacific Property Services LLC provide the day-to-day property management services for all of our properties.

Our sponsor, Inland Real Estate Investment Corporation, is owned by The Inland Group, Inc. Our business manager/advisor Inland Western Retail Real Estate Advisory Services, Inc., is owned by our sponsor, and thus is indirectly controlled by The Inland Group. In addition, our property managers,

8

Inland US Management LLC, Inland Southwest Management LLC and Inland Pacific Property Services LLC, are owned by individuals who are affiliates of the Inland Group.

CONFLICTS OF INTEREST

THE SECOND PARAGRAPH UNDER THIS HEADING WHICH STARTS ON PAGE 36 OF OUR PROSPECTUS IS SUPERCEDED IN THE ENTIRETY TO READ AS FOLLOWS:

THERE MAY BE CONFLICTING INVESTMENT OPPORTUNITIES AMONG AFFILIATES OF OUR BUSINESS MANAGER/ADVISOR AND THE INLAND GROUP. Affiliates of our business manager/advisor and The Inland Group have sponsored multiple previous investment programs. Our sponsor may also sponsor other programs which may have investment objectives similar to ours. On February 11, 2005, Inland American Real Estate Trust, Inc. filed a registration statement on Form S-11 to register 500,000,000 shares of common stock and up to 40,000,000 shares of their common stock for participants in their distribution reinvestment program. The registration statement has not been declared effective by the Securities and Exchange Commission, and there is no assurance when and if it will be declared effective. Inland American Real Estate Trust, Inc. is affiliated with The Inland Group. When it becomes effective, Inland American Real Estate Trust, Inc.'s offering could negatively affect time and effort spent on our capital raise and sales effort due to a lower initial distribution rate offered by Inland American Real Estate Trust, Inc. Therefore, our sponsor, our business manager/advisor and their affiliates could face conflicts of interest in determining which investment programs will have the first opportunity to acquire real properties and other assets as they become available.

WE HAVE ADDED A SIXTH PARAGRAPH UNDER THIS HEADING WHICH STARTS ON PAGE 36 OF

Edgar Filing: INLAND WESTERN RETAIL REAL ESTATE TRUST INC - Form POS AM

OUR PROSPECTUS TO READ AS FOLLOWS:

Inland American Real Estate Trust, Inc. has been formed to acquire commercial real estate, primarily retail properties and multi-family, office and industrial buildings, located in the United States and Canada. Inland American Real Estate Trust, Inc. may invest in those assets directly by purchasing the property also known as a "fee interest" or indirectly by purchasing interests, including controlling interests, in "real estate operating companies." Inland American Real Estate Trust, Inc. may also invest in other real estate assets and entities owning those assets, such as mortgage loans secured by commercial real estate. If and when Inland American Real Estate Trust, Inc.'s registration statement is declared effective by the Securities and Exchange Commission, conflicts of interest that may arise in connection with the sale of shares and use of the offering's proceeds are as follows:

- competition for the time and attention of management and affiliates that provide services to us, which may limit the amount of time that these people may spend on our matters;
- potentially overlapping fiduciary duties owed by certain affiliated directors sitting on more than one board of directors;
- potentially overlapping fiduciary duties owed by certain directors particularly arising in the potential purchase of shopping or retail centers, and office buildings, located in the United States;
- Inland American Real Estate Trust, Inc. may compete for the same properties we are interested in;
- Inland American Real Estate Trust, Inc. may acquire real estate operating companies that may have been a historical or future source for us to acquire properties from; and

9

- potential time and effort spent by Inland Securities Corporation on the selling of our securities and their sales effort due to a the effort related to the sales of shares offered by Inland American Real Estate Trust, Inc.

THE SIXTH PARAGRAPH UNDER THIS HEADING WHICH STARTS ON PAGE 36 OF OUR PROSPECTUS IS SUPERCEDED IN THE ENTIRETY AND BECOMES THE SEVENTH PARAGRAPH AND SHOULD READ AS FOLLOWS:

We currently focus on purchase of properties in the states west of the Mississippi River. We have acquired and will continue to acquire properties east of the Mississippi River. If and when Inland American Real Estate Trust, Inc.'s registration statement is declared effective by the Securities and Exchange Commission, conflicts of interest may arise in connection with the sale of shares and use of the offering's proceeds. Those conflicts of interest are discussed above. However, if any conflicts do arise, they will be resolved as provided in the agreement with our business manager/advisor discussed above.

THE NINTH THROUGH FIFTEENTH PARAGRAPHS UNDER THIS HEADING WHICH STARTS ON PAGE 36 OF OUR PROSPECTUS IS SUPERCEDED IN THE ENTIRETY SHOULD READ AS FOLLOWS:

WE MAY ACQUIRE PROPERTIES FROM AFFILIATES OF OUR SPONSOR. The prices we pay to affiliates of our sponsor for these properties will be equal to the prices paid by them, plus the costs incurred by them relating to the acquisition and financing of the properties. These prices will not be the subject of arm's length negotiations, which could mean that the acquisitions may be on terms less

Edgar Filing: INLAND WESTERN RETAIL REAL ESTATE TRUST INC - Form POS AM

favorable to us than those negotiated in an arm's-length transaction. Inland American Real Estate Trust, Inc. may acquire real estate operating companies that may have been a historical or future source for acquiring properties, which could create a conflict of interest for our company. In addition, Inland American Real Estate Trust, Inc.'s offering, when it becomes effective could potentially negatively impact arm's length negotiations due to overlapping fiduciary duties owed by certain directors particularly arising in the potential purchase of shopping or retail centers, and office buildings, located in the United States. However, our articles of incorporation provide that the purchase price of any property acquired from an affiliate may not exceed its fair market value as determined by a competent independent appraiser. In addition, the price must be approved by a majority of our directors who have no financial interest in the transaction. If the price to us exceeds the cost paid by our affiliate, there must be substantial justification for the excess cost.

WE MAY PURCHASE REAL PROPERTIES FROM PERSONS WITH WHOM AFFILIATES OF OUR BUSINESS MANAGER/ADVISOR HAVE PRIOR BUSINESS RELATIONSHIPS. We may purchase properties from third parties who have sold properties in the past, or who may sell properties in the future, to our business manager/advisor or its affiliates. Inland American Real Estate Trust, Inc. may acquire real estate operating companies that may have been a historical or future source for acquiring properties, which could create a conflict of interest for our company. If we purchase properties from these third parties, our business manager/advisor will experience a conflict between our current interests and its interest in preserving any ongoing business relationship with these sellers. Nevertheless, our business manager/advisor has a fiduciary obligation to us.

PROPERTY MANAGEMENT SERVICES ARE BEING PROVIDED BY COMPANIES OWNED PRINCIPALLY BY AFFILIATES OF THE INLAND GROUP. Our property managers, which are owned principally by individuals who are our affiliates, provide property management services to us pursuant to management services agreements which we can terminate only in the event of gross negligence or willful misconduct on the part of the property managers. However, our property management services agreements provide that we pay our property managers a monthly management fee of no greater than 90% of the fee which would be payable to an unrelated third party providing such services. In addition, the business manager/advisor and the property

10

managers believe that the property managers have sufficient personnel and other required resources to discharge all responsibilities to us. Inland American Real Estate Trust, Inc. will compete with us for the time and attention of management and affiliates that provide services to us, which may limit the amount of time that these people may spend on our matters.

OUR BUSINESS MANAGER/ADVISOR AND ITS AFFILIATES RECEIVE COMMISSIONS, FEES AND OTHER COMPENSATION BASED UPON OUR INVESTMENTS. We believe that the compensation we will pay to our business manager/advisor and its affiliates is no more than what we would pay for similar services performed by independent firms. Some compensation is payable whether or not there is cash available to make distributions to our stockholders. To the extent this occurs, our business manager/advisor and its affiliates benefit from us retaining ownership of our assets and leveraging our assets, while our stockholders may be better served by sale or disposition or not leveraging the assets. In addition, the business manager/advisor's ability to receive fees and reimbursements depends on our continued investment in properties and in other assets which generate fees. Our business manager/advisor receives fees based on the book value including acquired intangibles of the properties under management. Our property managers receive fees based on the income from properties under management. Therefore, our business manager/advisor and/or property managers may recommend that we purchase properties that generate fees for our business manager/advisor and

Edgar Filing: INLAND WESTERN RETAIL REAL ESTATE TRUST INC - Form POS AM

property managers, but are not necessarily the most suitable investment for our portfolio. In addition, our affiliates, who receive fees, including our business manager/advisor, may recommend that we acquire properties, which may result in our incurring substantive amounts of indebtedness. Therefore, the interest of the business manager/advisor and its affiliates in receiving fees may conflict with the interest of our stockholders in earning income on their investment in our common stock. Our business manager/advisor and its affiliates recognize that they have a fiduciary duty to us and our stockholders, and have represented to us that their actions and decisions will be made in the manner most favorable to us and our stockholders.

While we will not make loans to our business manager/advisor or its affiliates, we may borrow money from them for various purposes, including funding working capital requirements. If we do, the terms, such as the interest rate, security, fees and other charges, will be at least as favorable to us as those which would be charged by unaffiliated lending institutions in the same locality on comparable loans. Any money borrowed from an affiliate of The Inland Group is expected to be repaid within 180 days.

Our business manager/advisor and its affiliates may do business with others who do business with us, although presently there are no instances of this. However, our business manager/advisor or its affiliates may not receive rebates or participate in any reciprocal business arrangements which would have the effect of circumventing our agreement with our business manager/advisor.

OUR BUSINESS MANAGER/ADVISOR MAY HAVE CONFLICTING FIDUCIARY OBLIGATIONS IF WE ACQUIRE PROPERTIES WITH ITS AFFILIATES. Our business manager/advisor may cause us to acquire an interest in a property through a joint venture with its affiliates. Inland American Real Estate Trust, Inc. may acquire real estate operating companies that may have been a historical or future source for acquiring properties, which could create a conflict of interest for our company. In addition, Inland American Real Estate Trust, Inc.'s offering, when it becomes effective could potentially negatively impact arm's length negotiations due to overlapping fiduciary duties owed by certain directors particularly arising in the potential purchase of shopping or retail centers, and office buildings, located in the United States. In these circumstances, our business manager/advisor will have a fiduciary duty to both us and its affiliates participating in the joint venture. In order to minimize the conflict between these fiduciary duties, the advisory agreement provides guidelines for investments in joint ventures with affiliates. In addition, our articles of incorporation require a majority of our disinterested directors to determine that the transaction is fair and reasonable to us and is on terms and conditions no less favorable than from unaffiliated third parties entering into the venture.

11

THERE IS COMPETITION FOR THE TIME AND SERVICES OF OUR BUSINESS MANAGER/ADVISOR. We rely on our business manager/advisor and its affiliates for our daily operation and the management of our assets. Personnel of our business manager/advisor and its affiliates have conflicts in allocating their management time, services and functions among the real estate investment programs they currently service and any future real estate investment programs or other business ventures which they may organize or serve. Our business manager/advisor and its affiliates believe they have enough staff to perform their responsibilities in connection with all of the real estate programs and other business ventures in which they are involved. Inland American Real Estate Trust, Inc. will compete with us for the time and attention of management and affiliates that provide services to us, which may limit the amount of time that these people may spend on our matters.

Edgar Filing: INLAND WESTERN RETAIL REAL ESTATE TRUST INC - Form POS AM

INLAND SECURITIES CORPORATION IS PARTICIPATING AS MANAGING DEALER IN THE SALE OF THE SHARES. Inland Securities Corporation is the managing dealer of the offering and is affiliated with The Inland Group. The managing dealer is entitled to selling commissions and reimbursement for marketing and due diligence expenses. The managing dealer may be subject to a conflict of interest arising out of its participation in this offering and its affiliation with The Inland Group in performing its "due diligence" obligations which arise under the Securities Act of 1933. However, the managing dealer believes it has and will continue to properly perform these "due diligence" activities. When it becomes effective, Inland American Real Estate Trust, Inc.'s offering could negatively affect time and effort spent on our capital raise and sales effort due to the effort related to the sales of shares by Inland American Real Estate Trust, Inc.

THE THIRD AND FOURTH PARAGRAPHS UNDER THIS HEADING WHICH STARTS ON PAGE 36 OF OUR PROSPECTUS IS SUPERCEDED IN THE ENTIRETY TO READ AS FOLLOWS:

On February 11, 2005, a new property acquisition agreement was entered into between Inland Real Estate Acquisitions, Inc. ("Acquisitions"), Inland Western Retail Real Estate Advisory Services, Inc. ("the Advisor"), and us. The property acquisition agreement grants us an exclusive right of first refusal to acquire each and every Subject Property, as defined in the agreement. A Subject Property is defined as any retail facility, mixed-use property, or a single-user property identified by Acquisitions and located within our market area. Our market area is defined in the agreement as the geographic area located west of the Mississippi in the continental United States but excluding the portion of the geographic area within a four hundred (400) mile radius of Oak Brook, Illinois.

Acquisitions are owned by The Inland Group, and we are sponsored by Inland Real Estate Investment Corporation. Inland Real Estate Investment Corporation and the Advisor are owned by The Inland Group.

The property acquisition agreement previously entered into by the parties dated September 18, 2003 has been terminated accordingly. The new property acquisition agreement is filed as an exhibit to the registration statement of which the prospectus is a part and is incorporated into this filing in its entirety.

COMPENSATION TABLE

WE HAVE SUPERCEDED THE FOLLOWING DESCRIPTION LOCATED UNDER THE NONSUBORDINATED PAYMENTS AT THE OPERATIONAL STAGE WITHIN THE TABULAR SUMMARY OF FEES AS DISCUSSED WHICH STARTS ON PAGE 43 OF OUR PROSPECTUS IN THE ENTIRETY, TO READ AS FOLLOWS:

| TYPE OF COMPENSATION AND RECIPIENT | METHOD OF COMPENSATION | ES |
|--|--|--|
| Property management fee paid to our property managers, Inland US Management LLC, Inland Southwest Management LLC and Inland Pacific Property Services LLC. We will pay the fee for services in connection with the rental, leasing, operation and management of the properties | We will pay a monthly fee of 4.5% of the gross income from the properties. We will also pay a monthly fee for any extra services equal to no more than 90% of that which would be payable to an unrelated party providing the services. The property managers may subcontract their duties for a fee that may be less than the fee provided for in the management services agreements. | For th 2004 March Dece incur manag and \$5,3 ret Mana |

South
Inla
Servi
the bu
mana
pr
prope
ceas
will
depe
oper
canno

THE DISCUSSION UNDER THIS SECTION "COMPENSATION TO OFFICERS AND DIRECTORS" ON THE DIRECTOR FEES, WHICH STARTS ON PAGE 47 OF OUR PROSPECTUS, SHOULD READ AS FOLLOWS:

Director fees

Independent directors receive an annual fee of \$5,000 (increasing to \$10,000 effective October 1, 2004) and a fee of \$500 for attending each meeting of the board or one of its committees (excluding the audit committee) in person and \$350 for attending a meeting via the telephone. Effective December 1, 2004, we pay our audit committee members \$750 for each in person audit committee meeting and \$500 for each audit committee meeting attended by telephone. Our officers who are also our directors do not receive director fees.

We will pay the five directors \$25,000 in (increasing to \$50,000 effective October 1, 2004), plus attending meetings. The amounts to be received at each meeting depends upon the number of meetings and their frequency, therefore, cannot be determined at the present time.

PRIOR PERFORMANCE OF OUR AFFILIATES

PRIOR INVESTMENT PROGRAMS

During the 10-year period ending December 31, 2004, The Inland Group and its affiliates have sponsored two other REITs and 34 real estate exchange private placements, which altogether have raised

more than \$3,157,236,000 from over 68,000 investors. During that period, Inland Real Estate Corporation and Inland Retail Real Estate Trust, Inc., the other REITs, have raised over \$3,005,648,000 from over 68,000 investors. Inland Real Estate Corporation and Inland Retail Real Estate Trust, Inc. have investment objectives and policies similar to ours and have invested principally in shopping centers that provide sales of convenience goods and personal services to neighboring communities in the Midwest and Southeast areas. However, both Inland Real Estate Corporation and Inland Retail Real Estate Trust, Inc., are

Edgar Filing: INLAND WESTERN RETAIL REAL ESTATE TRUST INC - Form POS AM

now self-administered REITs. Our investment objectives and policies are similar to those of several of the other prior investment programs sponsored by our affiliates which have owned and operated retail properties. However, the vast majority of the other investment programs sponsored by our affiliates were dissimilar from our operation in that the prior programs owned apartment properties, pre-development land and whole or partial interests in mortgage loans.

The information in this section and in the Prior Performance Tables included in this Post-effective amendment as APPENDIX A shows relevant summary information concerning real estate programs sponsored by our affiliates. The purpose is to provide information on the prior performance of these programs so that you may evaluate the experience of the affiliated companies in sponsoring similar programs. The following discussion is intended to briefly summarize the objectives and performance of the prior programs and to disclose any material adverse business developments sustained by them. Past performance is not necessarily indicative of future performance.

SUMMARY INFORMATION

The table below provides summarized information concerning prior programs sponsored by our affiliates for the 10-year period ending December 31, 2004, and is qualified in its entirety by reference to the introductory discussion above and the detailed information appearing in the Prior Performance Tables in APPENDIX A of this post-effective amendment. YOU SHOULD NOT CONSTRUCT INCLUSION OF THE SUCCEEDING TABLES AS IMPLYING IN ANY MANNER THAT WE WILL HAVE RESULTS COMPARABLE TO THOSE REFLECTED IN THE TABLES BECAUSE THE YIELD AND CASH AVAILABLE AND OTHER FACTORS COULD BE SUBSTANTIALLY DIFFERENT FOR OUR PROPERTIES. YOU SHOULD NOTE THAT BY ACQUIRING OUR SHARES, YOU WILL NOT BE ACQUIRING ANY INTERESTS IN ANY PRIOR PROGRAMS.

14

| | INLAND RETAIL REAL ESTATE TRUST, INC. REIT PROGRAM AS OF DECEMBER 31, 2004 | INLAND REAL EST CORPORATION REIT PROGRAM AS OF DECEMBER 31, 20 |
|--|--|--|
| ----- | | |
| Number of programs sponsored | 1 | |
| Aggregate amount raised from investors | \$ 2,301,884,000 | 703,764, |
| Approximate aggregate number of investors | 59,000 | 9, |
| Number of properties purchased | 276 | |
| Aggregate cost of properties | \$ 4,061,050,000 | 1,326,000, |
| Number of mortgages/notes | 0 | |
| Principal amount of mortgages/notes | 0 | |
| Principal of properties (based on cost) that were: | | |
| Commercial-- | | |
| Retail | 90.00% | 86 |
| Single-user retail net-lease | 10.00% | 14 |
| Nursing homes | 0.00% | 0 |
| Offices | 0.00% | 0 |
| Industrial | 0.00% | 0 |
| Health clubs | 0.00% | 0 |
| Mini-storage | 0.00% | 0 |
| Total commercial | 100.00% | 100 |
| Multi-family residential | 0.00% | 0 |
| Land | 0.00% | 0 |

Edgar Filing: INLAND WESTERN RETAIL REAL ESTATE TRUST INC - Form POS AM

Percentage of properties (based on cost) that were:

| | | |
|--|--------|----|
| Newly constructed (within a year of acquisition) | 37.00% | 40 |
| Existing construction | 63.00% | 60 |

| | |
|---|---|
| Number of properties sold in whole or in part | 0 |
|---|---|

| | |
|--------------------------------|---|
| Number of properties exchanged | 0 |
|--------------------------------|---|

Of the programs included in the above table, Inland Real Estate Corporation and Inland Retail Real Estate Trust, Inc. have investment objectives similar to ours. Inland Real Estate Corporation and Inland Retail Real Estate Trust, Inc. represent approximately 97% of the aggregate amount raised from investors, approximately 99% of the aggregate number of investors, approximately 95% of the properties purchased, and approximately 95% of the aggregate cost of the properties.

During the three years prior to December 31, 2004, Inland Real Estate Corporation purchased 27 commercial properties and Inland Retail Real Estate Trust, Inc. purchased 237 commercial properties. Upon written request, you may obtain, without charge, a copy of Table VI filed with the Securities and Exchange Commission in Part II of our post-effective amendment. The table provides more information about these acquisitions.

PUBLICLY REGISTERED REITS

INLAND REAL ESTATE CORPORATION. Through a total of four public offerings, the last of which was completed in 1999, Inland Real Estate Corporation sold a total of 51,642,397 shares of common stock. In addition, as of December 31, 2004, Inland Real Estate Corporation issued 14,467,082 shares of common stock through its distribution reinvestment program. As of December 31, 2004, Inland Real Estate Corporation repurchased 5,256,435 shares of common stock through its share repurchase program for an aggregate amount of \$49,159,202. As a result, Inland Real Estate Corporation has realized total gross offering proceeds of

15

approximately \$703,764,000 as of December 31, 2004. On June 9, 2004, Inland Real Estate Corporation listed its shares on the New York Stock Exchange and began trading under the ticker "IRC".

Inland Real Estate Corporation's objective is to purchase shopping centers that provide convenience goods, personal services, wearing apparel and hardware and appliances located within an approximate 400-mile radius of its headquarters in Oak Brook, Illinois, and to provide, at a minimum, cash distributions on a quarterly basis and a hedge against inflation through capital appreciation. It may also acquire single-user retail properties throughout the United States. As of December 31, 2004, the properties owned by Inland Real Estate Corporation were generating sufficient cash flow to cover operating expenses plus pay an annual cash distribution of \$0.94 per share paid monthly.

As of December 31, 2004, Inland Real Estate Corporation owned interest in 140 properties for a total investment of approximately \$1,325,000,000. These properties were purchased with proceeds received from the above described offerings of shares of its common stock and financings. As of December 31, 2004, Inland Real Estate Corporation financed approximately \$599,567,000 on its properties and had \$85,000,000 outstanding through an unsecured line of credit.

On July 1, 2000, Inland Real Estate Corporation became a self-administered REIT by completing its acquisition of Inland Real Estate Advisory Service, Inc.,

Edgar Filing: INLAND WESTERN RETAIL REAL ESTATE TRUST INC - Form POS AM

its advisor, and Inland Commercial Property Management, Inc., its property manager. The acquisition was accomplished by merging its advisor and its property manager into two wholly owned subsidiaries of Inland Real Estate Corporation. As a result of the merger, Inland Real Estate Corporation issued to our sponsor, the sole shareholder of the advisor, and The Inland Property Management Group, Inc., the sole shareholder of its property manager, an aggregate of 6,181,818 shares of Inland Real Estate Corporation's common stock at \$11 per share, or approximately 9.008% of its common stock.

INLAND RETAIL REAL ESTATE TRUST, INC. Through a total of three public offerings, the last of which was completed in 2003, Inland Retail Real Estate Trust, Inc. sold a total of 213,699,534 shares of its common stock. In addition, as of December 31, 2004, Inland Retail Real Estate Trust, Inc. issued 21,278,452 shares through its distribution reinvestment program, and has repurchased a total of 3,367,019 shares through the share reinvestment program. As a result, Inland Retail Real Estate Trust Inc. has realized total net offering proceeds of approximately \$2,301,884,000 as of December 31, 2004. On December 29, 2004 Inland Retail Real Estate Trust, Inc., issued 19,700,060 shares as a result of merging with their advisor.

Inland Retail Real Estate Trust, Inc.'s objective is to purchase shopping centers east of the Mississippi River in addition to single-user retail properties in locations throughout the United States, and to provide regular cash distributions and a hedge against inflation through capital appreciation. As of December 31, 2004, the properties owned by Inland Retail Real Estate Trust, Inc. were generating sufficient cash flow to cover operating expenses plus pay an annual cash distribution of \$.83 per share per annum paid monthly.

As of December 31, 2004, Inland Retail Real Estate Trust, Inc. owned 276 properties for a total investment of approximately \$4,061,050,000. These properties were purchased with proceeds received from the above described offerings of shares of its common stock and financings. As of December 31, 2004, Inland Retail Real Estate Trust, Inc. financed approximately \$2,257,842,000 on its properties.

On December 29, 2004, and pursuant to an agreement and plan of merger entered into on September 10, 2004, Inland Retail Real Estate Trust, Inc. (IRRETI) acquired, by merger, four entities affiliated with its former sponsor, Inland Real Estate Investment Corporation, which entities provided business management, advisory and property management services to it. The four entities acquired were Inland Retail Real Estate Advisory Services, Inc., Inland Southern Management Corp., Inland Mid-Atlantic Management Corp. and Inland Southeast Property Management Corp. (the acquired companies). Shareholders of the acquired companies received an aggregate of 19,700,060 shares of IRRETI common stock, valued under the merger agreement at \$10.00 per share.

16

The following table summarizes distributions for each of the publicly registered REITS through December 31, 2004:

REIT PERFORMANCE Distributions through December 31, 2004

INLAND REAL ESTATE CORPORATION OFFERING COMPLETED 1999

| Average Annualized | Average Annual |
|-----------------------|-------------------|
|-----------------------|-------------------|

Edgar Filing: INLAND WESTERN RETAIL REAL ESTATE TRUST INC - Form POS AM

| | Total Distribution (\$) | Ordinary Income (\$) * | Non taxable Distribution (\$) ** | Capital Gain Distribution (\$) *** | Distribution for Purchases at \$10 per Share (\$) | Distrib for Pur at \$11 Sha (\$) |
|------|-------------------------------|------------------------------|--|--|---|--|
| 1995 | 736,627 | 694,213 | 42,414 | - | 7.6 | N/ |
| 1996 | 3,704,943 | 3,093,525 | 611,418 | - | 8.1 | N/ |
| 1997 | 13,127,597 | 9,739,233 | 3,388,364 | - | 8.6 | N/ |
| 1998 | 35,443,213 | 27,015,143 | 8,428,070 | - | 8.8 | 7. |
| 1999 | 48,379,621 | 35,640,732 | 12,738,889 | - | 8.9 | 8. |
| 2000 | 52,964,010 | 40,445,730 | 12,518,280 | - | 9.0 | 8. |
| 2001 | 58,791,604 | 45,754,604 | 12,662,414 | 374,586 | 9.3 | 8. |
| 2002 | 60,090,685 | 41,579,944 | 18,315,640 | 195,101 | 9.4 | 8. |
| 2003 | 61,165,608 | 47,254,096 | 13,577,679 | 333,833 | 9.4 | 8. |
| 2004 | 62,586,577 | 53,458,760 | 7,883,026 | 1,244,791 | 9.4 | 8. |
| | 396,990,485 | 304,675,980 | 90,166,194 | 2,148,311 | | |

INLAND RETAIL REAL ESTATE TRUST, INC.
OFFERING COMPLETED 2003

| | Total Distribution (\$) | Ordinary Income (\$) * | Non Taxable Distribution (\$) ** | Average Annualized Distribution (%) |
|------|-------------------------------|------------------------------|--|--|
| 1999 | 1,396,861 | 318,484 | 1,078,377 | 7.2 |
| 2000 | 6,615,454 | 3,612,577 | 3,002,877 | 7.7 |
| 2001 | 17,491,342 | 10,538,534 | 6,952,808 | 8.0 |
| 2002 | 58,061,491 | 36,387,136 | 21,674,355 | 8.2 |
| 2003 | 160,350,811 | 97,571,099 | 62,779,712 | 8.3 |
| 2004 | 190,630,575 | 110,922,403 | 79,708,172 | 8.3 |
| | 434,546,534 | 259,350,233 | 175,196,301 | |

ON JUNE 9, 2004 INLAND REAL ESTATE CORPORATION LISTED ITS SHARES ON THE NEW YORK STOCK EXCHANGE AND BEGAN TRADING UNDER THE SYMBOL "IRC."

- * The breakout between ordinary income and return of capital is finalized on an annual basis after the calendar year end.
- ** Represents a return of capital for federal income tax purposes.
- *** Represents a capital gain distribution for federal income tax purposes.

PRIVATE PARTNERSHIPS

Since our inception and through December 31, 2004, our affiliates have sponsored 514 private placement limited partnerships which have raised more than \$524,201,000 from approximately 17,000 investors and invested in properties for an aggregate price of more than \$1 billion in cash and notes. Of the 522

Edgar Filing: INLAND WESTERN RETAIL REAL ESTATE TRUST INC - Form POS AM

properties purchased, 93% have been in Illinois. Approximately 90% of the funds were invested in apartment buildings, 6% in shopping centers, 2% in office buildings and 2% in other properties. Including sales to affiliates, 475 partnerships have sold their original property investments. Officers and employees of our sponsor and its affiliates invested more than \$17,000,000 in these private placement limited partnerships.

From October 1, 1995 through December 31, 2004, investors in The Inland Group private partnerships have received total distributions in excess of \$269,026,000, consisting of cash flow from partnership operations, interest earnings, sales and refinancing proceeds and cash received during the course of property exchanges.

Following a proposal by the former corporate general partner, which was an affiliate of The Inland Group, investors in 301 private partnerships voted in 1990 to make our sponsor the corporate general partner for those partnerships.

Beginning in December 1993 and continuing into the first quarter of 1994, investors in 101 private limited partnerships for which our sponsor is the general partner received letters from it informing them of the possible opportunity to sell the 66 apartment properties owned by those partnerships to a to-be-formed REIT in which affiliates of our sponsor would receive stock and cash and the limited partners would receive cash. The underwriters of this apartment REIT subsequently advised our sponsor to sell to a third party its management and general partner's interests in those remaining limited partnerships not selling their apartment properties to the apartment REIT. Those not selling their apartment properties constituted approximately 30% of the Inland-sponsored limited partnerships owning apartment buildings. The prospective third-party buyers of our sponsor's interests in the remaining partnerships, however, would make no assurance to support those partnerships financially. As a result, in a March 1994 letter, our sponsor informed investors of its decision not to go forward with the formation of the apartment REIT.

Following this decision, two investors filed a complaint in April 1994 in the Circuit Court of Cook County, Illinois, Chancery Division, purportedly on behalf of a class of other unnamed investors, alleging that our sponsor had breached its fiduciary responsibility to those investors whose partnerships would have sold apartment properties to the apartment REIT. The complaint sought an accounting of information regarding the apartment REIT matter, an unspecified amount of damages and the removal of our sponsor as general partner of the partnerships that would have participated in the sale of properties. In August 1994, the court granted our sponsor's motion to dismiss, finding that the plaintiffs lacked standing to bring the case individually. The plaintiffs were granted leave to file an amended complaint. Thereafter, in August 1994, six investors filed an amended complaint, purportedly on behalf of a class of other investors, and derivatively on behalf of six limited partnerships of which our sponsor is the general partner. The derivative counts sought damages from our sponsor for alleged breach of fiduciary duty and breach of contract, and asserted a right to an accounting. Our sponsor filed a motion to dismiss in response to the amended complaint. The suit was dismissed in March 1995 with prejudice. The plaintiffs filed an appeal in April 1996. After the parties briefed the issue, arguments were heard by the Appellate Court in February 1997. In September 1997, the Appellate Court affirmed the trial court decision in favor of our sponsor.

Inland Real Estate Investment Corporation is the general partner of twenty-seven private limited partnerships and one public limited partnership that own corporate interests in fifteen buildings that are net leased to Kmart. The fourteen Kmart's owned by the private limited partnerships are all cross

Edgar Filing: INLAND WESTERN RETAIL REAL ESTATE TRUST INC - Form POS AM

collateralized. Relating to the Kmart bankruptcy, the status of the fifteen is as follows:

CATEGORY 1 - The leases of nine of the Kmart's are current and have been accepted by Kmart under their Chapter 11 reorganization plan.

CATEGORY 2 - Kmart assigned its designation rights in one lease to Kohl's. The lease was amended and extended for Kohl's by IREIC, the general partner on behalf of the owners and lender; and Kohl's began paying rent February 12, 2003.

CATEGORY 3 - Under Kmart's Chapter 11 reorganization plan and upon emergence from bankruptcy on April 22, 2003, Kmart has rejected the remaining four property leases, one of which is subject to a ground lease to Kimco. Kmart ceased paying rent as of May 1, 2003.

IREIC, the corporate general partner has agreed with the note holders who own the loan to conduct a liquidation of the 14 properties which comprise Categories 1, 2 and 3. The Category 2 property, which is leased by Kohl's, was sold on February 19, 2004. As of December 31, 2004, seven of the Category 1 K-Mart properties have been sold and the remaining two are under contract. Two of the Category 3 properties have been sold, one is under contract and one has an offer pending as of December 31, 2004.

CATEGORY 4 - Under Kmart's Chapter 11 reorganization, Kmart rejected the lease for the property owned by the public limited partnership and ceased paying rent as of June 29, 2002. The corporate general partner plans to either re-tenant or sell this facility.

1031 EXCHANGE PRIVATE PLACEMENT OFFERING PROGRAM

In March of 2001, Inland Real Estate Exchange Corporation (IREX) was established as a subsidiary of Inland Real Estate Investment Corporation. The main objective of IREX is to provide replacement properties for people wishing to complete an IRS Section 1031 real estate exchange. Through December 31, 2004, IREX offered the sale of 34 properties with a total property value of \$404,899,000.

LANDINGS OF SARASOTA DBT. Inland Southern Acquisitions, Inc., a Delaware corporation and an affiliate of IREX acquired The Landings, a multi-tenant shopping center located in Sarasota, Florida in December 1997 for \$9,800,000. In August 2001, Inland Southern Acquisitions, Inc. contributed 100% of its interest in the property into Landings of Sarasota DBT, a Delaware business trust, refinanced the property with a loan of \$8,000,000 from Parkway Bank & Trust Co., an Illinois banking corporation, and began offering all of its beneficial interests in the trust to certain qualified persons in need of replacement properties to complete a 1031 tax-deferred exchange. The total price was \$12,000,000, which consisted of \$8,000,000 in debt assumption and \$4,000,000 in equity investment. \$200,000 of the offering proceeds were allocated to a property reserve account. The offering was completed in May 2002 when the maximum offering amount was raised.

SENTRY OFFICE BUILDING, DBT, a Delaware business trust, purchased a newly constructed, single-tenant office building in Davenport, Iowa in December 2001 from Ryan Companies US Inc., a Minnesota corporation. The trust financed its acquisition of the property with a \$7,500,000 first mortgage loan from Parkway Bank & Trust Co., an Illinois banking corporation. In January 2002, Sentry Office Building Corporation, a Delaware corporation and the initial beneficiary of the trust, began offering all of its beneficial interests in the trust to certain qualified persons in need of replacement properties to complete a

Edgar Filing: INLAND WESTERN RETAIL REAL ESTATE TRUST INC - Form POS AM

1031 tax-deferred exchange. The total price was \$11,000,000, which consisted of \$7,500,000 in debt assumption and \$3,500,000 in equity investment. \$100,000 of the offering proceeds obtained from the new owners was allocated to a property reserve account. The offering was completed in April 2002 when the maximum offering amount was raised.

PETS BOWIE DELAWARE BUSINESS TRUST purchased a single-tenant retail building leased to PETSMART in Bowie, Maryland in October 2001 from PETSMART, Inc. and Wells Fargo Bank Northwest, N.A. The trust initially financed its acquisition of the property with a temporary loan of \$2,625,305 from Parkway Bank & Trust Co., an Illinois banking corporation, and then replaced this loan with a permanent loan of \$1,300,000 with the same lender. In May 2002, Pets Bowie Delaware Business Trust began offering all of its beneficial interests to certain qualified persons in need of replacement properties to complete a 1031 tax-deferred exchange. The total price was \$3,900,000, which consisted of \$1,300,000 in debt assumption and \$2,600,000 in equity investment. \$90,000 of the offering proceeds obtained from the new owners was allocated to a property reserve account. The offering was completed in July 2002 when the maximum offering amount was raised.

1031 CHATTANOOGA DBT, a Delaware business trust, acquired a retail property currently leased to Eckerd in Chattanooga, Tennessee in May 2002. The trust financed the property with a loan of \$1,500,000 from Parkway Bank & Trust Co., an Illinois banking corporation. In July 2002, 1031 Chattanooga, L.L.C., the initial beneficiary of 1031 Chattanooga DBT, began offering all of the beneficial interests of the trust to certain qualified persons in need of replacement properties to complete a 1031 tax-deferred exchange. The total price was \$3,400,000, which consisted of \$1,500,000 in debt assumption and \$1,900,000 in equity investment. The offering was completed in May 2003 when the maximum offering amount was raised.

LANSING SHOPPING CENTER, DBT a Delaware business trust, purchased a newly constructed, multi-tenant retail shopping center in Lansing, Illinois in June 2002 from LaSalle Bank National Association, as trustee under trust agreement dated May 22, 2001 and known as Trust No. 127294. The trust financed its acquisition of the property with a \$5,900,000 first mortgage loan from Parkway Bank & Trust Co., an Illinois banking corporation. In August 2002, Lansing Shopping Center, L.L.C., a Delaware limited liability company and the initial beneficiary of Lansing Shopping Center, DBT, began offering all of the beneficial interests of the trust to certain qualified persons in need of replacement properties to complete a 1031 tax-deferred exchange. The total price was \$10,900,000, which consisted of \$5,900,000 in debt assumption and \$5,000,000 in equity investment. \$80,000 of the offering proceeds was allocated to a property reserve account. The offering was completed in September 2001 when the maximum offering amount was raised.

INLAND 220 CELEBRATION PLACE DELAWARE BUSINESS TRUST purchased a single-tenant office building currently leased to Walt Disney World Co., a Florida corporation, in Celebration, Osceola County, Florida, in June 2002 from Walt Disney World Co. in a sale/leaseback transaction. The trust financed its acquisition of the property with an \$18,000,000 first mortgage loan from Bank of America, N.A., a national banking association. In September 2002, Inland 220 Celebration Place, L.L.C., a Delaware limited liability company and the initial beneficiary of Inland 220 Celebration Place Delaware Business Trust, began offering all of the beneficial interests of the trust to certain qualified persons in need of replacement properties to complete a 1031 tax-deferred exchange. The total price was \$33,800,000, which consisted of \$18,000,000 in debt assumption and \$15,800,000 in equity investment. \$50,000 of the offering proceeds was allocated to a property reserve account. The offering was completed in September 2003 when the maximum offering amount was raised.

Edgar Filing: INLAND WESTERN RETAIL REAL ESTATE TRUST INC - Form POS AM

TAUNTON CIRCUIT DELAWARE BUSINESS TRUST acquired a retail property currently leased to Circuit City in Taunton, Massachusetts in July 2002. The Trust financed the property with a first mortgage of

20

\$2,800,000 from MB Financial Bank. In September 2002, Inland Taunton Circuit, L.L.C., the initial beneficiary of Taunton Circuit Delaware Business Trust, offered all of its interest in the trust to a qualified person in need of a replacement property to complete a 1031 tax-deferred exchange. The total price was \$6,550,000, which consisted of \$2,800,000 in debt assumption and \$3,750,000 in equity investment. The offering was completed in September 2002.

BROADWAY COMMONS DELAWARE BUSINESS TRUST acquired a multi-tenant retail center located in Rochester, Minnesota, in July 2002. The Trust financed the property with a first mortgage of \$8,850,000 from Parkway Bank & Trust Co., an Illinois banking corporation. In October 2002, Broadway Commons, L.L.C., the initial beneficiary of Broadway Commons Delaware Business Trust, began offering all of its beneficial interests in the trust to certain qualified persons in need of replacement properties to complete a 1031 tax-deferred exchange. The total price was \$17,250,000, which consisted of \$8,850,000 in debt assumption and \$8,400,000 in equity investment. \$100,000 of the offering proceeds was allocated to a property reserve account. The offering was completed in December 2003 when the maximum offering amount was raised.

BELL PLAZA 1031, LLC. REHAB ASSOCIATES XIII, INC., an Illinois corporation and an affiliate of IREX acquired Bell Plaza, a multi-tenant shopping center in Oak Lawn, IL on August 28, 1998 for \$1,675,000. In October 2002, Rehab Associates XIII contributed 100% of its interest in the property into Bell Plaza 1031, LLC, a Delaware single member limited liability company, and then offered all of its membership interests in Bell Plaza, LLC to North Forsyth Associates, a North Carolina general partnership, which was in need of a replacement property to complete a 1031 tax-deferred exchange. The total price was \$4,030,000, which consisted of \$3,140,000 in debt assumption and \$890,000 in equity investment. \$25,000 of the offering proceeds was allocated to a property reserve account. The offering was completed in November 2002.

INLAND 210 CELEBRATION PLACE DELAWARE BUSINESS TRUST purchased a single-tenant office building, currently leased to Walt Disney World Co., a Florida corporation, in Celebration, Osceola County, Florida, in June 2002 from Walt Disney World Co. in a sale/leaseback transaction. The trust financed its acquisition of the property with a \$5,700,000 first mortgage loan from Bear Stearns Commercial Mortgage, Inc. In January 2003, Inland 210 Celebration Place Delaware Business Trust sold its fee simple interest in 210 Celebration Place to Old Bridge Park Celebration, LLC, a Delaware limited liability company, which was in need of a replacement property to complete a 1031 tax-deferred exchange. The total price was \$12,000,000, which consisted of \$5,700,000 in debt assumption and \$6,300,000 in equity investment.

COMPUSA RETAIL BUILDING. Lombard C-USA, L.L.C., a Delaware limited liability company, purchased a single-tenant retail building leased to CompUSA, Inc. in Lombard, Illinois in January 2003 from an unrelated third party. The L.L.C. financed its acquisition of the property with a \$4,000,000 loan from Bear Stearns Commercial Mortgage, Inc. In April 2003, Lombard C-USA, L.L.C. began offering 99% of the undivided tenant-in-common interests in the real estate and improvements thereon located at 2840 S. Highland Avenue, Lombard, DuPage County, Illinois for \$3,910,500 in cash plus the assumption of the existing indebtedness to certain qualified persons in need of replacement properties to complete a 1031 tax-deferred exchange. The total price was \$7,950,000, which consisted of \$4,000,000 in debt assumption and \$3,950,000 in equity investment. As required by the lender, Lombard C-USA, L.L.C. shall retain at least a 1% tenant-in-common

Edgar Filing: INLAND WESTERN RETAIL REAL ESTATE TRUST INC - Form POS AM

interest, which is included in the \$3,950,000 equity investment. \$75,000 of the offering proceeds was allocated to a property reserve account. The offering was completed in February 2004 when the maximum offering amount was raised.

DEERE DISTRIBUTION FACILITY IN JANESVILLE, WISCONSIN. Janesville 1031, L.L.C., a Delaware limited liability company, purchased a single-tenant, light industrial distribution center leased to Deere &

21

Company, a Delaware corporation, in Janesville, Wisconsin in February 2003 from Ryan Janesville, L.L.C., a Minnesota corporation and an affiliate of Ryan Companies US, Inc. The L.L.C. financed its acquisition of the property with a \$10,450,000 loan from Bear Stearns Commercial Mortgage, Inc. In May 2003, Janesville 1031, L.L.C. began offering 99% of the undivided tenant-in-common interests in the real estate and improvements thereon located at 2900 Beloit Avenue, Janesville, Rock County, Wisconsin for \$9,949,500 in cash plus the assumption of the existing indebtedness to certain qualified persons in need of replacement properties to complete a 1031 tax-deferred exchange. The total price, \$20,500,000, consisted of \$10,450,000 in debt assumption and \$10,050,000 in equity investment, 1% of which was required by the lender to be retained by Janesville 1031, L.L.C. \$100,000 of the offering proceeds was allocated to a property reserve account. The offering was completed in January 2004 when the maximum offering was raised.

FLEET OFFICE BUILDING. Westminster Office 1031, L.L.C., a Delaware limited liability company, purchased a single-tenant office building leased entirely to Fleet National Bank, a national banking association, in Providence, Rhode Island in April 2003 from Fleet National Bank in a sale/leaseback transaction. The L.L.C. financed its acquisition of the property with a \$12,900,000 loan from Bear Stearns Commercial Mortgage, Inc. In June 2003, Westminster Office 1031, L.L.C. began offering 99% of the undivided tenant-in-common interests in the real estate and improvements thereon located at 111 Westminster Street, Providence, Providence County, Rhode Island for \$9,900,000 in cash plus the assumption of the existing indebtedness to certain qualified persons in need of replacement properties to complete a 1031 tax-deferred exchange. The total price, \$22,900,000, consisted of \$12,900,000 in debt assumption and \$10,000,000 in equity investment, 1% of which was required by the lender to be retained by Westminster Office 1031, L.L.C. \$150,000 of the offering proceeds was allocated to a property reserve account. The offering was completed in January 2004 when the maximum offering was raised.

DEERE DISTRIBUTION FACILITY IN DAVENPORT, IOWA. Davenport 1031, L.L.C., a Delaware limited liability company, purchased a single-tenant, light industrial distribution center leased to Quad Cities Consolidation and Distribution, Inc., an Illinois corporation, in Davenport, Iowa in April 2003 from Ryan Companies US, Inc., a Minnesota corporation. The lease is fully guaranteed by Deere & Company, a Delaware corporation. The L.L.C. financed its acquisition of the property with a loan from Bear Stearns Commercial Mortgage, Inc. In August 2003, Davenport 1031, L.L.C. began offering 99% of the undivided tenant-in-common interests in the real estate and improvements thereon located at 2900 Research Parkway, Davenport, Scott County, Iowa for \$15,543,000 in cash plus the assumption of the existing indebtedness to certain qualified persons in need of replacement properties to complete a 1031 tax-deferred exchange. The total price, \$28,200,000, consisted of \$12,500,000 in debt assumption and \$15,700,000 in equity investment, 1% of which was required by the lender to be retained by Davenport 1031, L.L.C. \$100,000 of the offering proceeds was allocated to a property reserve account. The offering was completed in April 2004 when the maximum offering was raised.

GRAND CHUTE DST, a Delaware statutory trust, purchased a multi-tenant

Edgar Filing: INLAND WESTERN RETAIL REAL ESTATE TRUST INC - Form POS AM

retail shopping center in Grand Chute, Wisconsin in October 2002 from Continental 56 Fund Limited Partnership. The trust funded the acquisition of the property with cash from the sale of 100% of the beneficial interests in the trust to Grand Chute, L.L.C., a Delaware limited liability company. Subsequent to the acquisition of the property, the trust obtained a \$5,678,350 loan from Bank of America, N.A. and the proceeds of the loan were distributed to Grand Chute, L.L.C. as a partial return of its capital contribution. In January 2003, Grand Chute, L.L.C. began offering all of its beneficial interests in the trust to certain qualified persons in need of replacement properties to complete a 1031 tax-deferred exchange. The total price was \$12,048,350 which consisted of \$5,678,350 in debt assumption and \$6,370,000 in equity investment. \$478,350 of the offering proceeds was allocated to four separate property reserve accounts, three of which were required by the lender. In September 2003, certain information in the offering was amended and

22

supplemented through the release of the First Supplement to Private Placement Memorandum. The offering was completed in March 2004 when the maximum offering amount was raised.

MACON OFFICE DST, a Delaware statutory trust, purchased a single-tenant office complex in Macon, Georgia in October 2002 from UTF Macon, L.L.C. The trust funded the acquisition of the property with cash from the sale of 100% of the beneficial interests in the trust to Macon Office, L.L.C., a Delaware limited liability company. Subsequent to the acquisition of the property, the trust obtained a \$5,560,000 loan from Bank of America, N.A. and the proceeds of the loan were distributed to Macon Office, L.L.C. as a partial return of its capital contribution. In October 2003, Macon Office, L.L.C. began offering all of its beneficial interests in the trust to certain qualified persons seeking a cash investment, in addition to certain qualified persons in need of replacement properties to complete a 1031 tax-deferred exchange. The total price was \$12,160,000 which consisted of \$5,560,000 in debt assumption and \$6,600,000 in equity investment. \$100,000 of the offering proceeds was allocated to a property reserve account. The offering was completed in March 2004 when the maximum offering amount was raised.

WHITE SETTLEMENT ROAD INVESTMENT, LLC, a Delaware limited liability company, acquired a retail property currently leased to Eckerd Corporation in Fort Worth, Texas in July 2003. The LLC funded the acquisition of the property with cash from an affiliate and with a short-term loan from Parkway Bank and Trust Co., an Illinois banking corporation, in the amount of \$2,041,000. In November 2003, Fort Worth Exchange, LLC, a Delaware limited liability company and initial beneficiary of White Settlement Road Investment, LLC, offered its entire membership interest in the LLC to a qualified person in need of a replacement property to complete a 1031 tax-deferred exchange. The total price was \$2,840,000, which consisted of \$1,420,000 in debt assumption and \$1,420,000 in equity investment. The offering was completed in December 2003. Simultaneous with the completion of the offering, the short-term loan with Parkway was converted to a permanent loan and the terms of the loan documents were modified in accordance with a loan commitment from Parkway.

PLAINFIELD MARKETPLACE. Plainfield 1031, L.L.C., a Delaware limited liability company, purchased a multi-tenant shopping center located in Plainfield, IL on December 16, 2003 from Ryan Companies US, Inc., a Minnesota corporation. The L.L.C. financed its acquisition of the property with a loan from Bear Stearns Commercial Mortgage, Inc, a New York corporation. In January 2004, Plainfield 1031, L.L.C. began offering 99% of the undivided tenant-in-common interests in the real estate and improvements thereon located at 11840 South Route 59, Plainfield, Will County, Illinois for \$12,350,250 in cash plus the assumption of the existing indebtedness to certain qualified

Edgar Filing: INLAND WESTERN RETAIL REAL ESTATE TRUST INC - Form POS AM

persons in need of replacement properties to complete a 1031 tax-deferred exchange. The total price, \$24,400,000, consisted of \$11,925,000 in debt assumption and \$12,475,000 in equity investment, 1% of which was required by the lender to be retained by Plainfield 1031, L.L.C. The difference between the real estate acquisition price of \$21,700,000 and the total price of \$24,400,000 consists of \$950,000 acquisition fee, \$150,000 for a property reserve account, and \$1,600,000 of estimated costs and expenses. The offering was completed in June 2004 when the maximum offering amount was raised.

PIER 1 RETAIL CENTER. Butterfield-Highland 1031, L.L.C., a Delaware limited liability company, purchased a multi-tenant retail shopping center on December 30, 2003 from the beneficiary of Trust No. 2314, an unrelated third party, which trust was held by North Side Community Bank as Trustee under the Trust Agreement dated December 12, 2003. The L.L.C. financed its acquisition of the property with a loan from Bear Stearns Commercial Mortgage, Inc, a New York corporation. In March 2004, Butterfield-Highland 1031, L.L.C. began offering 99% of the undivided tenant-in-common interests in the real estate and improvements thereon located at 2830 S. Highland Avenue, Lombard, Illinois for \$4,257,000 in cash plus the assumption of the existing indebtedness to certain qualified persons in need of replacement properties to complete a 1031 tax-deferred exchange. The total price, \$8,150,000, consisted of \$3,850,000 in debt assumption and \$4,300,000 in equity investment, a minimum of 1% of which is required by the

23

lender to be retained by Butterfield-Highland 1031, L.L.C. The difference between the real estate acquisition price of \$7,025,000 and the total price of \$8,150,000 consists of \$350,000 acquisition fee, \$100,000 for a property reserve account, and \$675,000 of estimated costs and expenses. The offering was completed in June 2004 when the maximum offering amount was raised.

LONG RUN 1031, L.L.C. LR 1031, L.L.C., a Delaware limited liability company, purchased a multi-tenant retail shopping center on January 27, 2003 from Ryan Lemont, L.L.C., the third party seller and developer of the property. The L.L.C. financed its acquisition of the property with cash and, on April 24, 2003, placed a loan on the Property in the amount of \$4,700,000 from Principal Commercial Funding, LLC. In June 2004, LR 1031, L.L.C. a Delaware limited liability company and initial beneficiary of Long Run 1031, L.L.C offered its entire membership interest in the LLC to a qualified person in need of a replacement property to complete a 1031 tax-deferred exchange. The total price was \$4,960,000 in cash plus the assumption of the existing indebtedness to certain qualified persons in need of replacement properties to complete a 1031 tax-deferred exchange. The total price, \$9,660,000 consisted of \$4,700,000 in debt assumption and \$4,960,000 in equity investment. The difference between the real estate acquisition price of \$8,500,000 and the total price of \$9,660,000 consists of \$451,347 acquisition fee, \$50,000 for a property reserve account, and \$658,653 of estimated costs and expenses. The offering was completed in June 2004 when the maximum offering amount was raised.

FORESTVILLE 1031, L.L.C. Forestville Exchange, L.L.C., a Delaware limited liability company, purchased a single-tenant retail shopping center on November 13, 2003 from Silver Hill, L.L.C., a North Carolina limited liability company, the property's developer. The L.L.C. financed its acquisition of the property with cash. In May 2004, Forestville Exchange, L.L.C. a Delaware limited liability company and initial beneficiary of Forestville 1031, L.L.C offered its entire membership interest in the LLC to a qualified person in need of a replacement property to complete a 1031 tax-deferred exchange. The total price, \$3,900,000 consisted of \$1,793,630 in mortgage financing from Parkway Bank and Trust Co., and \$2,106,370 in equity investment. The difference between the real estate acquisition price of \$3,450,000 and the total price of \$3,900,000 consists of \$172,500 acquisition fee and \$277,500 of estimated costs and

Edgar Filing: INLAND WESTERN RETAIL REAL ESTATE TRUST INC - Form POS AM

expenses. The offering was completed in May 2004 when the maximum offering amount was raised.

BED, BATH & BEYOND RETAIL CENTER. BBY Schaumburg 1031, L.L.C., a Delaware limited liability company, purchased a multi-tenant retail shopping center on April 20, 2004 from the American Real Estate Holdings, L.P. a Delaware limited partnership, an unrelated third party. The L.L.C. financed its acquisition of the property with a loan from Bear Stearns Commercial Mortgage, Inc, a New York corporation. In June 2004, BBY Schaumburg 1031, L.L.C. began offering 99% of the undivided tenant-in-common interests in the real estate and improvements thereon located at 905-915 East Golf Road, Schaumburg, Illinois for \$6,633,000 in cash plus the assumption of the existing indebtedness to certain qualified persons in need of replacement properties to complete a 1031 tax-deferred exchange. The total price, \$12,605,000, consisted of \$6,905,000 in debt assumption and \$5,700,000 in equity investment, 1% of which was required by the lender to be retained by BBY Schaumburg 1031, L.L.C. The difference between the real estate acquisition price of \$11,655,110 and the total price of \$13,605,000 consists of \$600,000 acquisition fee, \$400,000 for property reserve accounts, and \$949,890 of estimated costs and expenses. The offering was completed in October 2004 when the maximum offering amount was raised.

CROSS CREEK COMMONS SHOPPING CENTER. Cross Creek 1031, L.L.C., a Delaware limited liability company, purchased a multi-tenant retail shopping center on February 17, 2004 from Buckley Shuler Real Estate, L.L.C., a Georgia limited liability company, an unrelated third party. The L.L.C. financed its acquisition of the property with cash and subsequently placed a loan from Bear Stearns Commercial Mortgage on the property. In March 2004, Cross Creek 1031, L.L.C. began offering 99% of the undivided tenant-in-common interests in the real estate and improvements thereon located at 10920-10948 Cross Creek Boulevard, Tampa, Florida for \$6,930,000 in cash plus the assumption of the existing

24

indebtedness to certain qualified persons in need of replacement properties to complete a 1031 tax-deferred exchange. As of June 30, 2004 the L.L.C. had raised \$2,788,000. The total price, \$12,078,762, consisted of \$5,078,762 in debt assumption and \$7,000,000 in equity investment, 1% of which was required by the lender to be retained by Cross Creek 1031, L.L.C. The difference between the real estate acquisition price of \$10,319,583 and the total price of \$12,078,762 consists of \$520,000 acquisition fee, \$150,000 for a property reserve account, and \$1,089,179 of estimated costs and expenses. The offering was completed in August 2004 when the maximum offering amount was raised.

BJ'S SHOPPING CENTER EAST SYRACUSE, NEW YORK. BJS Syracuse 1031, L.L.C., a Delaware limited liability company, purchased a multi-tenant retail shopping center on April 30, 2004 from the American Real Estate Holdings, L.P. a Delaware limited partnership, an unrelated third party. The L.L.C. financed its acquisition of the property with a loan and cash. In June 2004, BJS Syracuse 1031, L.L.C. began offering 99% of the undivided tenant-in-common interests in the real estate and improvements thereon located at 2-4 Chevy Drive, East Syracuse, New York for \$8,365,500 in cash plus the assumption of the existing indebtedness to certain qualified persons in need of replacement properties to complete a 1031 tax-deferred exchange. The total price of the purchase was \$15,850,000. The total price, \$15,850,000, consisted of \$7,400,000 in debt assumption and \$8,450,000 in equity investment, 1% of which was required by the lender to be retained by BJS Syracuse 1031, L.L.C. The difference between the real estate acquisition price of \$13,500,000 and the total price of \$15,850,000 consists of \$675,000 acquisition fee, \$150,000 for a property reserve account, and \$1,525,000 of estimated costs and expenses. The offering was completed in October 2004 when the maximum offering amount was raised.

Edgar Filing: INLAND WESTERN RETAIL REAL ESTATE TRUST INC - Form POS AM

BARNES & NOBLE RETAIL CENTER CLAY, NEW YORK. Clay 1031, L.L.C., a Delaware limited liability company, purchased a multi-tenant retail shopping center on April 15, 2004 from the Clay First Associates, L.L.C., an unrelated third party. The L.L.C. financed its acquisition of the property with an assumed mortgage and note for \$3,175,000 and cash. In June 2004, Clay 1031, L.L.C. began offering 99% of the undivided tenant-in-common interests in the real estate and improvements thereon located at 3954-3956 Route 31, Clay, New York for \$3,930,300 in cash plus the assumption of the existing indebtedness to certain qualified persons in need of replacement properties to complete a 1031 tax-deferred exchange. The total price, \$7,145,000, consisted of \$3,175,000 in debt assumption and \$3,970,000 in equity investment, 1% of which was required by the lender to be retained by BJS Syracuse 1031, L.L.C. The difference between the real estate acquisition price of \$6,100,000 and the total price of \$7,145,000 consists of \$305,000 acquisition fee, \$100,000 for a property reserve account, and \$640,000 of estimated costs and expenses. The offering was completed in February 2005 when the maximum offering amount was raised.

PORT RICHEY 1031, L.L.C. Port Richey Exchange, L.L.C., a Delaware limited liability company, purchased a multi-tenant retail shopping center on January 30, 2004 from Land Capital Group, Inc., an unrelated third party. The L.L.C. financed its acquisition of the property with cash and, on February 25, 2004, placed a loan on the Property in the amount of \$2,900,000 from Bear Stearns Commercial Mortgage, Inc. In July 2004, Port Richey Exchange, L.L.C., a Delaware limited liability company and initial beneficiary of Port Richey 1031, L.L.C. offered its entire membership interest in the LLC to a qualified person in need of a replacement property to complete a 1031 tax-deferred exchange. The total price, \$5,975,000 consisted of \$2,900,000 in debt assumption and \$3,075,000 in equity investment. The difference between the real estate acquisition price of \$5,250,000 and the total price of \$5,975,000 consists of \$262,500 acquisition fee and \$437,500 of estimated costs and expenses and \$25,000 for a property reserve account. The offering was completed in July 2004 when the maximum offering amount was raised.

WALGREENS STORE HOBART INDIANA. Hobart 1031, L.L.C., a Delaware limited liability company, purchased a single-tenant retail shopping center on June 10, 2004 from C. Hobart, L.L.C., an unrelated

25

third party. The L.L.C. financed its acquisition of the property with cash. In July 2004, Hobart 1031, L.L.C. began offering 99% of the undivided tenant-in-common interests in the real estate and improvement thereon located at 732 West Old Ridge Road, Hobart, Indiana for \$6,534,000 in cash to certain qualified persons in need of replacement properties to complete a 1031 tax-deferred exchange. The total price, \$6,534,000 consists of an equity investment, 1% of which will be retained by Hobart 1031, L.L.C. The difference between the real estate acquisition price of \$5,575,000 and the total price of \$6,534,000 consists of \$235,000 acquisition fee, \$50,000 for a property reserve account, and \$740,000 of estimated costs and expenses. The offering was completed in February 2005 when the maximum offering amount was raised.

KRAFT COLD STORAGE FACILITY, MASON CITY, IOWA. Mason City 1031, L.L.C., a Delaware limited liability company, purchased a single-tenant light industrial building on June 2, 2004 from MDG Iowa, L.P., an unrelated third party. The L.L.C. financed its acquisition of the property with a mortgage and note for \$5,333,000 and cash. In July 2004, Mason City 1031, L.L.C. began offering 99% of the undivided tenant-in-common interests in the real estate and improvements thereon located at 904 - 12th Street, Mason City Iowa for \$5,610,330 in cash plus the assumption of the existing indebtedness to certain qualified persons in need of replacement properties to complete a 1031 tax-deferred exchange. The total price, \$11,000,000 consisted of \$5,333,000 in debt assumption and

Edgar Filing: INLAND WESTERN RETAIL REAL ESTATE TRUST INC - Form POS AM

\$5,667,000 in equity investment, 1% of which was required by the lender to be retained by Mason City 1031, L.L.C. The difference between the real estate acquisition price of \$9,550,000 and the total price of \$11,000,000 consists of \$480,000 acquisition fee, \$100,000 for a property reserve account, environmental insurance credit of \$50,000 and \$820,000 of estimated costs and expenses. The offering was completed in December 2004 when the maximum offering amount was raised.

HUNTINGTON SQUARE PLAZA, NEW YORK. Huntington Square 1031, L.L.C., a Delaware limited liability company, purchased a multi-tenant retail shopping center on July 16, 2004 from Starwood Ceruzzi Commack, L.L.C., an unrelated third party. The L.L.C. financed its acquisition of the property with an assumed first mortgage and note for \$19,150,000, a junior loan in the amount of \$6,180,000 and cash. On August 30, 2004, Huntington Square 1031, L.L.C. began offering 99% of the undivided tenant-in-common interests in the real estate and improvement thereon located at 3124 East Jericho Turnpike, New York for \$20,050,000 in cash plus the assumption of the existing first mortgage indebtedness to certain qualified persons in need of replacement properties to complete a 1031 tax-deferred exchange. The total price, \$39,200,000 consisted of \$19,150,000 in debt assumption and \$20,050,000 in equity investment, 1% of which was required by the lender to be retained by Huntington Square 1031, L.L.C. The difference between the real estate acquisition price of \$24,821,392 and the total price of \$39,200,000 consists of \$1,500,000 acquisition fee, \$150,000 for a property reserve account and \$2,728,608 of estimated costs and expenses. The offering is currently selling.

BEST BUY STORE, REYNOLDSBURG, OHIO. Reynoldsburg 1031, L.L.C., a Delaware limited liability company, purchase a single-tenant retail shopping center on August 5, 2004 from NOCA Retail Development Limited, an unrelated third party. The L.L.C. financed its acquisition of the property with a loan from Bear Stearns Commercial Mortgage, Inc., a New York corporation for \$4,950,000 and cash. In June 2004, Reynoldsburg 1031, L.L.C. began offering 99% of the undivided tenant-in-common interests in the real estate and improvements thereon located at 2872 Taylor Road, Reynoldsburg, Ohio for \$5,395,000 in cash plus the assumption of the existing indebtedness to certain qualified persons in need of replacement properties to complete a 1031 tax-deferred exchange. The total price, \$10,345,000 consisted of \$4,950,000 in debt assumption and \$5,395,000 in equity investment, 1% of which was required by the lender to be retained by Reynoldsburg 1031, L.L.C. The difference between the real estate acquisition price of \$9,000,000 and the total price of \$10,345,000 consists of \$450,000 acquisition fee, \$100,000 for a property reserve account, and \$795,000 of estimated costs and expenses. The offering was completed in February 2005 when the maximum offering amount was raised.

26

DEERE & COMPANY DISTRIBUTION FACILITY IN JEFFERSON CITY, TENNESSEE. Jefferson City 1031, L.L.C., a Delaware limited liability company, purchased a free-standing industrial distribution facility from Flat Gap Road L.L.C. The property is fully leased by Deere & Company, a Delaware corporation. The L.L.C. financed its acquisition of the property with a loan from LaSalle Bank National Association. In December 2004, Jefferson City 1031, L.L.C. began offering 99% of the undivided tenant-in-common interests in the real estate and improvements thereon located at 1400 Flat Gap Road, Jefferson City, Jefferson County, Tennessee for \$10,973,000 in cash plus the assumption of the existing indebtedness to certain qualified persons in need of replacement properties to complete a 1031 tax-deferred exchange. The total price, \$20,735,000, consisted of \$9,762,000 in debt assumption and \$10,973,000 in equity investment, 1% of which was required by the lender to be retained by Jefferson City 1031, L.L.C. The difference between the real estate acquisition price of \$17,750,000 and the total price of \$20,735,000 consists of \$1,300,000 acquisition fee and market

Edgar Filing: INLAND WESTERN RETAIL REAL ESTATE TRUST INC - Form POS AM

value adjustment, \$100,000 for a property reserve account and \$1,585,000 of estimated costs and expenses. As of December 31, 2004 there were no investors.

INDIANAPOLIS ENTERTAINMENT 1031, L.L.C. Indianapolis Entertainment Exchange, L.L.C., a Delaware limited liability company purchased a single tenant restaurant on April 20, 2004 from American Real Estate Holdings Limited Partnership, a Delaware limited partnership, an unrelated third party. The L.L.C. financed its acquisition of the property with cash and, on June 30, 2004, placed a loan on the property in the amount of \$1,061,000 from Bear Stearns Commercial Mortgage, Inc. In October 2004, Indianapolis Entertainment Exchange, L.L.C., a Delaware limited liability company and initial beneficiary of Indianapolis Entertainment 1031, L.L.C., offered its entire membership interest in the LLC to certain qualified persons in need of a replacement property to complete a 1031 tax-deferred exchange. The total price, \$2,190,000, consisted of \$1,061,000 in debt assumption and \$1,129,000 in equity investment. The difference between the real estate acquisition price of \$1,929,316 and the total price of \$2,190,000 consists of \$95,000 acquisition fee and \$165,684 of estimated costs and expenses. The offering was completed in October 2004 when the maximum offering amount was raised.

MOBILE ENTERTAINMENT 1031, L.L.C. Indianapolis Entertainment Exchange, L.L.C., a Delaware limited liability company purchased a single tenant restaurant on April 20, 2004 from American Real Estate Holdings Limited Partnership, a Delaware limited partnership, an unrelated third party. The L.L.C. financed its acquisition of the property with cash and, on June 30, 2004, placed a loan on the property in the amount of \$770,000 from Bear Stearns Commercial Mortgage, Inc. In October 2004, Indianapolis Entertainment Exchange, L.L.C., a Delaware limited liability company and initial beneficiary of Indianapolis Entertainment 1031, L.L.C., offered its entire membership interest in the LLC to certain qualified persons in need of a replacement property to complete a 1031 tax-deferred exchange. The total price, \$1,578,000, consisted of \$770,000 in debt assumption and \$808,000 in equity investment. The difference between the real estate acquisition price of \$1,400,632 and the total price of \$1,578,000 consists of \$42,000 acquisition fee and \$135,365 of estimated costs and expenses. The offering was completed in October 2004 when the maximum offering amount was raised.

KOHL'S STORE IN STOUGHTON, MASSACHUSETTS. Stoughton 1031, L.L.C., a Delaware limited liability company, purchased a free standing retail building on August 13, 2004 from Koffler/GID Stoughton, LLC, an unrelated third party. The L.L.C. financed its acquisition of the property with a loan from Bear Stearns Commercial Mortgage, Inc. for \$12,063,000 and cash. In October 2004, Stoughton 1031, L.L.C. began offering 99% of the undivided tenant-in-common interests in the real estate and improvements thereon located at 501 Technology Center Drive, Stoughton, Norfolk County, Massachusetts for \$10,187,000 in cash plus the assumption of the existing indebtedness to certain qualified persons in need of replacement properties to complete a 1031 tax-deferred exchange. The total price, \$19,950,000, consisted of \$9,763,000 in debt assumption and \$10,187,000 in equity investment, 1% of which was required by the lender to be retained by Stoughton 1031, L.L.C. The difference between the real estate

27

acquisition price of \$17,650,000 and the total price of \$19,950,000 consists of \$775,000 acquisition fee, \$100,000 for a property reserve account and \$1,425,000 of estimated costs and expenses. The offering is currently selling.

28

The following summary table describes the fees and expenses incurred by

Edgar Filing: INLAND WESTERN RETAIL REAL ESTATE TRUST INC - Form POS AM

each of our entities in our 1031 Exchange Private Placement Offering Project.

| | Landings of Sarasota DBT | Sentry Office Building DBT | Pets Bowie DBT | 1031 Chattanooga DBT | Lan Sho Ce D |
|---|--------------------------------|-------------------------------------|-----------------------|----------------------------|-----------------------|
| Commissions & Fees(1) | Up to 8.5% | Up to 8.5% | Up to 8.5% | Up to 8.5% | Up to |
| Selling Commission To 3rd Party Reps | 6.00% | 6.00% | 6.00% | 6.00% | |
| Due Diligence Fee | 0.50% | 0.50% | 0.50% | 0.50% | |
| Marketing Expenses | 1.00% | 1.50% | 1.50% | 1.50% | |
| Offering & Organization | 1.00% | 0.50% | 0.50% | 0.50% | |
| Mortgage Broker Fee (IMC) (2) | 0.50% | 0.50% | 0.50% | 0.50% | |
| Acquisition Fee & Carrying Costs(3) | | | | | |
| Acquisition Fee | N/A | 0.71% | 0.77% | 0.90% | |
| Bridge Financing Fees | N/A | N/A | 1.49% | 0.50% | |
| Total Load(4) | 11.25%-12.75% | 14.23% | 13.68% | 14.39% | |
| Asset Management Fees (5) | N/A | 0.75% | 1.00% | 0.56% | |
| Property Management Fees(6) | 4.5% | 5.0% | Paid by Asset Mgr. | 5.0% | |
| Backend Sales Commission | 3.5% | 3.5% | 3.5% | 3.5% | |

| | Taunton Circuit DBT | Broadway Commons DBT | Bell Plaza 1031 LLC | Inland 210 Celebration Place DBT | Com Re Bui L |
|---|---------------------------|----------------------------|------------------------|---|-----------------------|
| Commissions & Fees(1) | Up to 8.0% | Up to 8.77% | Up to 9.19% | Up to 5.27% | Up to |
| Selling Commission To 3rd Party Reps | 6.00% | 6.00% | 6.00% | 3.81% | |
| Due Diligence Fee | 0.50% | 0.50% | 0.50% | 0.00% | |
| Marketing Expenses | 1.00% | 1.00% | 1.00% | 0.50% | |
| Offering & Organization | 0.50% | 1.27% | 1.69% | 0.96% | |
| Mortgage Broker Fee (IMC) (2) | 0.61% | 0.50% | 0.50% | 0.50% | |
| Acquisition Fee & Carrying Costs(3) | | | | | |
| Acquisition Fee | 0.69% | 0.75% | N/A | 0.89% | |
| Bridge Financing Fees | 0.07% | 0.23% | N/A | 0.23% | |
| Total Load(4) | 11.89% | 12.98% | 23.02% | 10.52% | |
| Asset Management Fees (5) | 0.57% | N/A | 0.53% | 0.53% | |
| Property Management Fees(6) | 4.0% | 5.0% | 5.0% | 4.5% | |
| Backend Sales Commission | N/A | N/A | 3.5% | N/A | |

29

| Fleet Office | Davenport Deere Distribution | Macon |
|--------------|------------------------------------|-------|
|--------------|------------------------------------|-------|

Edgar Filing: INLAND WESTERN RETAIL REAL ESTATE TRUST INC - Form POS AM

| | Building 1031 LLC | Facility 1031 LLC | Grand Chute DST | Office DST |
|---|----------------------|----------------------|--------------------|---------------|
| Commissions & Fees(1) | Up to 8.52% | Up to 8.42% | Up to 8.82% | Up to 8.52% |
| Selling Commission To 3rd Party Reps | 6.00% | 6.00% | 6.00% | 6.00% |
| Due Diligence Fee | 0.50% | 0.50% | 0.50% | 0.50% |
| Marketing Expenses | 1.00% | 1.00% | 1.00% | 1.00% |
| Offering & Organization | 1.02% | 0.92% | 1.32% | 1.02% |
| Mortgage Broker Fee (IMC) (2) | 0.50% | 0.71% | 0.50% | 0.50% |
| Acquisition Fee & Carrying Costs(3) | | | | |
| Acquisition Fee | 0.85% | 0.77% | 0.84% | 0.72% |
| Bridge Financing Fees | 0.35% | 0.72% | 0.13% | 0.81% |
| Total Load(4) | 14.57% | 13.18% | 12.96% | 14.24% |
| Asset Management Fees(5) | 0.49% | 0.50% | 0.66% | 0.66% |
| Property Management Fees(6) | 4.5% | 4.5% | 5.0% | 4.5% |
| Backend Sales Commission | N/A | NA | NA | NA |

| | Pier 1 Retail Center 1031 LLC | Long Run 1031 LLC | Forestville 1031 LLC | Bed, Bath & Beyond 1031 LLC |
|---|-------------------------------------|----------------------|-------------------------|-----------------------------------|
| Commissions & Fees(1) | Up to 8.73% | Up to 8.37% | Up to 8.40% | Up to 8.70% |
| Selling Commission To 3rd Party Reps | 6.00% | 5.84% | 5.54% | 6.00% |
| Due Diligence Fee | 0.50% | 0.49% | 0.46% | 0.50% |
| Marketing Expenses | 1.00% | 0.97% | 0.93% | 1.00% |
| Offering & Organization | 1.23% | 1.07% | 1.46% | 1.20% |
| Mortgage Broker Fee (IMC) (2) | 0.50% | 0.47% | 0.43% | 0.55% |
| Acquisition Fee & Carrying Costs(3) | | | | |
| Acquisition Fee | 4.29% | 5.31% | 5.00% | 5.15% |
| Bridge Financing Fees | 0.94% | | | |
| Total Load(4) | 23.84% | 22.38% | 21.34% | 23.13% |
| Asset Management Fees(5) | 0.06% | 0.20% | 0.00% | 0.15% |
| Property Management Fees(6) | 5.0% | 5.0% | 5.0% | 5.0% |
| Backend Sales Commission | NA | NA | NA | N/A |

30

| | Barnes & Noble Retail Center 1031 LLC | Port Richey 1031 LLC | Walgreen Store Hobart 1031 LLC | Kraft Cold Storage Facility 1031 LLC |
|---|--|-------------------------|--------------------------------------|---|
| Commissions & Fees(1) | Up to 8.69% | Up to 8.4% | Up to 8.52% | Up to 8.75% |
| Selling Commission To 3rd Party Reps | 6.00% | 5.55% | 6.00% | 6.00% |
| Due Diligence Fee | 0.50% | 0.46% | 0.50% | 0.50% |
| Marketing Expenses | 1.00% | 0.93% | 1.00% | 1.00% |

Edgar Filing: INLAND WESTERN RETAIL REAL ESTATE TRUST INC - Form POS AM

| | | | | |
|-------------------------------------|--------|--------|--------|--------|
| Offering & Organization | 1.19% | 1.46% | 1.02% | 1.25% |
| Mortgage Broker Fee (IMC) (2) | 0.50% | 0.43% | N/A | 0.50% |
| Acquisition Fee & Carrying Costs(3) | | | | |
| Acquisition Fee | 5.00% | 5.00% | 4.22% | 5.03% |
| Bridge Financing Fees | 0.49% | 0.56% | 1.25% | 0.56% |
| Total Load(4) | 23.80% | 22.80% | 14.77% | 22.94% |
| Asset Management Fees(5) | 0.13% | 0.08% | 0.08% | 0.05% |
| Property Management Fees(6) | 5.0% | 5.0% | 4.5% | 4.5% |
| Backend Sales Commission | NA | N/A | N/A | N/A |

| | Jefferson City 1031 LLC | Stoughton 1031 LLC | Mobile Entertainment 1031 LLC | Indianapolis Entertainment 1031 LLC |
|--------------------------------------|----------------------------|-----------------------|-------------------------------------|---|
| Commissions & Fees(1) | Up to 8.63% | Up to 8.61% | Up to 9.88% | Up to 9.07% |
| Selling Commission To 3rd Party Reps | 6.00% | 6.00% | 5.86% | 5.82% |
| Due Diligence Fee | 0.50% | 0.50% | 0.49% | 0.48% |
| Marketing Expenses | 1.00% | 1.00% | 0.98% | 0.97% |
| Offering & Organization | 1.13% | 1.11% | 2.56% | 1.80% |
| Mortgage Broker Fee (IMC) (2) | 0.61% | 0.56% | 0.50% | 0.50% |
| Acquisition Fee & Carrying Costs(3) | | | | |
| Acquisition Fee | 7.32% | 4.39% | 3.00% | 4.92% |
| Bridge Financing Fees | 0.30% | 0.42% | 0.73% | 0.73% |
| Total Load(4) | 16.25% | 21.60% | 12.66% | 23.09% |
| Asset Management Fees(5) | 0.09% | 0.10% | 0.37% | 0.27% |
| Property Management Fees(6) | 2.9% | 2.9% | 2.9% | 2.9% |
| Backend Sales Commission | N/A | N/A | N/A | N/A |

(1) Commissions and fees are calculated as a percentage of the equity portion of each deal.

(2) The Mortgage Broker Fee is calculated as a percentage of the debt portion of each deal.

(3) Acquisition & Carrying Costs are calculated as a percentage of the real estate acquisition price.

31

(4) The Total Load is calculated as a percentage of the equity portion of each deal. The Total Load includes the Commissions & Fees, Mortgage Broker Fee, Acquisition Fee & Carrying Costs, as well as any other non-affiliated third party expenses.

(5) Asset Management Fees are calculated as a percentage of the value of the assets under management. However, for The Landings and Broadway Commons, which are both Master Lease deals, the Master Tenant Income is the residual cash flow from the Property after payment of the Master Lease Rent. As a result, it is not possible to accurately represent the Master Tenant Income as a percentage of the value of the assets under management.

(6) Property Management Fees are calculated as a percentage of Gross Income from the property.

Edgar Filing: INLAND WESTERN RETAIL REAL ESTATE TRUST INC - Form POS AM

The following additional fees are the same for each deal:

Loan Servicing Fee - IMSC will be compensated with a monthly fee equal to the outstanding principal balance of the loan at the beginning of every month multiplied by 1/8% then divided by 12. This figure, however shall never exceed \$10,000, nor be less than \$1,200 monthly.

Termination Fees - (i) MASTER LEASE: 8.333% of the last 12 Months of NOI less Rent payments for the same 12 months multiplied by the number of months remaining on the then-current term of the Master Lease and (ii) ASSET & PROPERTY MANAGEMENT AGREEMENTS: The sum of the current monthly AM & PM fees times the number of months remaining on the term.

32

The following table summarizes cash distributions to investors for each of the 1031 Exchange Private Placement Offering Projects through December 31, 2004:

1031 EXCHANGE PERFORMANCE DISTRIBUTIONS THROUGH DECEMBER 31, 2004

| Name of Entity | Number of Investors | Offering Equity (\$) | Offering Completed (\$) | Distributions To Date (\$) | 2001 Annual Distribution Dis (%) |
|--|---------------------------|----------------------------|----------------------------|----------------------------------|---|
| Landings of Sarasota DBT | 9 | 4,000,000 | 05/2002 | 967,036 | 8.00 |
| Sentry Office Building DBT | 7 | 3,500,000 | 04/2002 | 838,352 | |
| Pets Bowie DBT | 7 | 2,600,000 | 07/2002 | 583,006 | |
| 1031 Chattanooga DBT | 9 | 1,900,000 | 05/2002 | 396,165 | |
| Lansing Shopping Center DBT | 5 | 5,000,000 | 09/2001 | 966,308 | |
| Inland 220 Celebration Place DBT | 35 | 15,800,000 | 09/2003 | 2,461,974 | |
| Taunton Circuit DBT | 1 | 3,750,000 | 09/2002 | 678,650 | |
| Broadway Commons DBT | 32 | 8,400,000 | 12/2003 | 981,185 | |
| Bell Plaza 1031, LLC | 1 | 890,000 | 11/2003 | 254,491 | |
| Inland 210 Celebration Place DBT | 1 | 6,300,000 | 01/2003 | 1,020,331 | |
| CompUSA Retail Building, LLC | 11 | 3,950,000 | 02/2004 | 386,560 | |
| Janesville Deere Distribution Facility 1031, LLC | 35 | 10,050,000 | 01/2004 | 858,827 | |
| Fleet Office Building 1031, LLC | 30 | 10,000,000 | 01/2004 | 796,941 | |
| Davenport Deere Distribution Facility 1031, LLC | 35 | 15,700,000 | 04/2004 | 1,063,928 | |
| Grand Chute DST | 29 | 5,370,000 | 03/2004 | 400,400 | |
| Macon Office DST | 29 | 6,600,000 | 03/2004 | 515,838 | |
| White Settlement Road Investment, LLC | 1 | 1,420,000 | 12/2003 | 115,084 | |
| Plainfield Marketplace 1031, LLC | 31 | 12,475,000 | 06/2004 | 406,197 | |
| Pier 1 Retail Center 1031, LLC | 22 | 4,300,000 | 06/2004 | 134,212 | |
| Long Run 1031, LLC | 1 | 4,935,000 | 05/2004 | 215,000 | |
| Forestville 1031, LLC | 1 | 3,900,000 | 05/2004 | 148,563 | |
| Bed, Bath & Beyond 1031, LLC | 19 | 6,633,000 | * | 49,536 | |
| Cross Creek Commons 1031, LLC | 26 | 6,930,000 | 08/2004 | 122,412 | |
| BJ's Shopping Center 1031, LLC | 7 | 8,365,000 | * | 8,606 | |
| Barnes & Noble Retail Center 1031, LLC | 1 | 3,930,000 | * | 1,507 | |
| Port Richey 1031, LLC | 1 | 3,075,000 | 07/2004 | 47,330 | |

Edgar Filing: INLAND WESTERN RETAIL REAL ESTATE TRUST INC - Form POS AM

| | | | | |
|--|----|------------|---|--------|
| Walgreen Store Hobart 1031, LLC | 11 | 6,534,000 | * | 19,907 |
| Kraft Cold Storage Facility 1031, LLC | 19 | 11,000,000 | * | 28,440 |
| Huntington Square Plaza 1031, LLC | 16 | 39,200,000 | * | - |
| Best Buy Store Reynoldsburg 1031, LLC | 4 | 10,345,000 | * | - |
| Jefferson City 1031, LLC | 0 | 10,973,000 | | - |
| Stoughton 1031, LLC | 1 | 19,950,000 | | - |

33

| Name of Entity | Number of Investors | Offering Equity (\$) | Offering Completed (\$) | Distributions To Date (\$) | 2001 Annual Distribution Dis (%) |
|---|---------------------------|----------------------------|-------------------------------|----------------------------------|---|
| Indianapolis Entertainment 1031, LLC | 1 | 2,190,000 | | - | |
| Mobile Entertainment 1031, LLC | 1 | 1,578,000 | * | - | |
| | | 261,543,000 ===== | | 14,466,786 ===== | |

* Offering was not complete as of December 31, 2004

34

MANAGEMENT

INLAND AFFILIATED COMPANIES

THE DISCUSSION UNDER THIS SECTION WHICH STARTS ON PAGE 64 OF OUR PROSPECTUS IS MODIFIED AND SUPPLEMENTED BY THE FOLLOWING:

Inland US Management LLC, Inland Southwest Management LLC and Inland Pacific Property Services LLC, our management companies, were formed to segregate responsibility for management of our properties from Inland Property Management companies' growing management portfolio of retail properties. Our property management companies are responsible for collecting rent, leasing, and maintaining the retail properties they manage. These properties are primarily intended to be our properties in our primary geographical area of investment. Our property management companies are owned primarily by individuals who are affiliates of Inland.

WE HAVE ADDED A FOURTEENTH PARAGRAPH, UNDER THIS SECTION ON "INLAND AFFILIATED COMPANIES" WHICH STARTS ON PAGE 64 OF OUR PROSPECTUS TO READ AS FOLLOWS:

On February 11, 2005, Inland American Real Estate Trust, Inc. filed a registration statement on Form S-11 to register 500,000,000 shares of common stock and up to 40,000,000 shares of their common stock for participants in their distribution reinvestment program. The registration statement has not been declared effective by the Securities and Exchange Commission, and there is no assurance when and if it will be declared effective. Inland American Real

Edgar Filing: INLAND WESTERN RETAIL REAL ESTATE TRUST INC - Form POS AM

Estate Trust, Inc. is affiliated with The Inland Group.

THE BIOGRAPHY UNDER THIS SECTION, WHICH STARTS ON PAGE 67 OF OUR PROSPECTUS, IS MODIFIED AND SUPPLEMENTED BY THE FOLLOWING:

ROBERT D. PARKS is a Director of The Inland Group, Inc. and one of its four original principals; Chairman of Inland Real Estate Investment Corporation, Director of Inland Securities Corporation, and a Director of Inland Investment Advisors, Inc. Mr. Parks is Chairman, Chief Executive Officer, and Affiliated Director of Inland American Real Estate Trust, Inc. and President, Chief Executive Officer and a Director of Inland Real Estate Corporation. He is Chairman, Officer and Director of Inland Retail Real Estate Trust, Inc., and Mr. Parks is Affiliated Director of Inland Real Estate Exchange Corporation.

Mr. Parks is responsible for the ongoing administration of existing investment programs, corporate budgeting and administration for Inland Real Estate Investment Corporation. He oversees and coordinates the marketing of all investments and investor relations.

Prior to joining Inland, Mr. Parks taught in Chicago's public schools. He received his B.A. Degree from Northeastern Illinois University and his M.A. Degree from the University of Chicago. He is a registered Direct Participation Program Limited Principal with the National Association of Securities Dealers. He is a member of the Real Estate Investment Association, the Financial Planning Association, the Foundation for Financial Planning as well as a member of the National Association of Real Estate Investment Trusts (NAREIT).

OUR DIRECTORS AND EXECUTIVE OFFICERS

THE BIOGRAPHIES INCLUDED IN THIS SUBSECTION, WHICH STARTS ON PAGE 68 OF OUR PROSPECTUS, IS SUPERCEDED IN THE ENTIRETY AND REPLACED BY THE FOLLOWING:

ROBERTA S. MATLIN joined Inland Real Estate Investment Corporation (IREIC) in 1984 as director of investor administration and currently serves as Senior Vice President of IREIC, directing the day-to-day internal operations. Ms. Matlin is a director of IREIC, a director and president of Inland Investment Advisors, Inc., and Intervest Southern Real Estate Corporation, and a director and vice president of Inland Securities Corporation. She is the president of Inland American Advisory Services, Inc. Since 2004, she has been vice president of administration of Inland American Real Estate Trust, Inc. She was Vice President of Administration of Inland Real Corporation from 1995 until 2000 and

35

of Inland Retail Real Estate Trust, Inc from 1998 until 2004. From June 2001 until April 2004, she was a trustee and executive vice president of Inland Mutual Fund Trust. Prior to joining Inland, she worked for the Chicago Region of the Social Security Administration of the United States Department of Health and Human Services. Ms. Matlin is a graduate of the University of Illinois. She holds Series 7, 22, 24, 39, 63 and 65 licenses from the National Association of Securities Dealers.

SCOTT W. WILTON has been our secretary since our formation. Mr. Wilton joined The Inland Group in January 1995. He is assistant vice president of The Inland Real Estate Group, Inc. and assistant counsel with The Inland Real Estate Group law department. From 1998 through 2004, Mr. Wilton was secretary of Inland Retail Real Estate Trust, Inc. and Inland Retail Real Estate Advisory Services, Inc. In 2001, he became the Secretary of Inland Real Estate Exchange Corporation. In 2004, he became secretary of Inland American Real Estate Trust, Inc. Mr. Wilton is involved in all aspects of The Inland Group's business, including real estate acquisitions and financing, securities law and corporate

Edgar Filing: INLAND WESTERN RETAIL REAL ESTATE TRUST INC - Form POS AM

governance matters, leasing and tenant matters, and litigation management. He received B.S. degrees in economics and history from the University of Illinois at Champaign 1982 and his law degree from Loyola University of Chicago, Illinois 1985. Prior to joining The Inland Group, Mr. Wilton worked for the Chicago law firm of Williams, Rutstein, Goldfarb, Sibrava and Midura, Ltd., specializing in real estate and corporate transactions and litigation.

BRENDA G. GUJRAL is President, Chief Operating Officer and a director of Inland Real Estate Investment Corporation (IREIC) and President, Chief Operating Officer and a director of Inland Securities Corporation (ISC) - a member firm of the National Association of Securities Dealers (NASD). Mrs. Gujral is also a director of Inland Investment Advisors, Inc.; Chairman of the Board of Inland Real Estate Exchange Corporation; and Mrs. Gujral is Director and President of Inland American Real Estate Trust, Inc.

Mrs. Gujral has overall responsibility for the operations of IREIC, including the distribution of checks to over 50,000 investors, review of periodic communications to those investors, the filing of quarterly and annual reports for Inland's publicly registered investment programs with the Securities and Exchange Commission, compliance with other SEC and NASD securities regulations both for IREIC and ISC, review of asset management activities, and marketing and communications with the independent broker/dealer firms selling Inland's current and prior programs. Mrs. Gujral works with internal and outside legal counsel in structuring IREIC's investment programs and in connection with the preparation of its offering documents and registering the related securities with the Securities and Exchange Commission and state securities commissions.

Mrs. Gujral has been with the Inland organization for 22 years, becoming an officer in 1982. Prior to joining Inland, she worked for the Land Use Planning Commission establishing an office in Portland, Oregon, to implement land use legislation for that state.

She is a graduate of California State University. She holds Series 7, 22, 39 and 63 licenses from the NASD. Mrs. Gujral is a member of the National Association of Real Estate Investment Trusts (NAREIT), the Financial Planning Association (FPA), the Foundation for Financial Planning (FFP) and the National Association for Female Executives.

KENNETH H. BEARD is president and chief executive officer of Midwest Mechanical Group, a mechanical construction and service company. From 1999-2002 he was president and chief executive officer of Exelon Services, a subsidiary of Exelon Corporation, where he had responsibility for financial performance including being accountable for creating business strategy, growing the business through acquisition, integrating acquired companies and developing infrastructure for the combined acquired businesses. Prior to that position, from 1974 to 1999, Mr. Beard was the founder, president and chief executive officer of Midwest Mechanical, Inc., a heating, ventilation and air conditioning company providing innovative and cost effective construction services and solutions for commercial, industrial, and institutional facilities. From 1964 to 1974, Mr. Beard was employed by The Trane Company, a manufacturer of heating, ventilating and air conditioning equipment having positions in sales, sales management and general management.

Mr. Beard holds a MBA and BSCE from the University of Kentucky and is a licensed mechanical engineer. He is on the board of directors of the Wellness House in Hinsdale, Illinois, a cancer support organization and serves on the Dean's Advisory Council of the University of Kentucky, School of Engineering. Mr. Beard is a past member of the Oak Brook, Illinois Plan Commission (1981-1991) and a past board member of Harris Bank, Hinsdale (1985-2004).

Edgar Filing: INLAND WESTERN RETAIL REAL ESTATE TRUST INC - Form POS AM

PAUL R. GAUVREAU is the retired chief financial officer, financial vice president and treasurer of Pittway Corporation, New York Stock exchange listed manufacturer and distributor of professional burglar and fire alarm systems and equipment from 1966 until its sale to Honeywell, Inc. in 2001. He was president of Pittway's non-operating real estate and leasing subsidiaries through 2001. He was a financial consultant to Honeywell, Inc.; Genesis Cable, L.L.C.; ADUSA, Inc. He was a director and audit committee member of Cylink Corporation, a Nasdaq Stock Market listed manufacturer of voice and data security products from 1998 until its merger with Safenet, Inc. in February 2003.

Mr. Gauvreau holds a MBA from the University of Chicago and a BSC from Loyola University of Chicago. He is on the Board of Trustees, Chairman of the Advancement Committee, and Vice Chairman of the Finance Committee of Benedictine University, Lisle, Illinois; a member of the Board of Trustees of the Chaddick Institute of DePaul University, Chicago, Illinois; and a member of the board of directors and vice president of the Children's Brittle Bone Foundation, Pleasant Prairie, Wisconsin.

COMPENSATION OF DIRECTORS AND OFFICERS

THE DISCUSSION INCLUDED IN THIS SUBSECTION, WHICH STARTS ON PAGE 76 OF OUR PROSPECTUS, IS SUPERCEDED IN THE ENTIRETY AND REPLACED BY THE FOLLOWING:

We pay our independent directors an annual fee of \$5,000 (increased to \$10,000 effective October 1, 2004) plus \$500 for each in person meeting, and \$350 for each meeting of the board or a committee (excluding the audit committee) of the board attended by telephone, and reimbursement of their out-of-pocket expenses incurred. Effective December 1, 2004, we pay our audit committee members \$750 for each in personal audit committee meeting and \$500 for each audit committee meeting attended by telephone. Our two other directors, Robert D. Parks and Brenda G. Gujral, do not receive any fees or other remuneration for serving as directors.

OUR ADVISOR

THE DISCUSSION UNDER THIS SECTION ON "OUR ADVISORY AGREEMENT" WHICH STARTS ON PAGE 79 OF OUR PROSPECTUS HAS BEEN MODIFIED TO INCLUDE THE FOLLOWING SIXTEENTH PARAGRAPH:

On February 11, 2005, a new property acquisition agreement was entered into between Inland Real Estate Acquisitions, Inc. ("Acquisitions"), Inland Western Retail Real Estate Advisory Services, Inc. ("the Advisor"), and us. The property acquisition agreement grants us an exclusive right of first refusal to acquire each and every Subject Property, as defined in the agreement. A Subject Property is defined as any retail facility, mixed-use property, or a single-user property identified by Acquisitions and located within our market area. Our market area is defined in the agreement as the geographic area located west of the Mississippi in the continental United States but excluding the portion of the geographic area within a four hundred (400) mile radius of Oak Brook, Illinois.

Acquisitions are owned by The Inland Group, and we are sponsored by Inland Real Estate Investment Corporation. Inland Real Estate Investment Corporation and the Advisor are owned by The Inland Group.

The property acquisition agreement previously entered into by the parties dated September 18, 2003 has been terminated accordingly. The new property acquisition agreement is filed as an exhibit to the registration statement of which the prospectus is a part and is incorporated into this filing in its entirety.

THE DISCUSSION UNDER "TERM OF THE ADVISORY AGREEMENT" SECTION WHICH STARTS ON PAGE 79 OF OUR PROSPECTUS HAS BEEN MODIFIED AND SUPPLEMENTED BY THE FOLLOWING:

Edgar Filing: INLAND WESTERN RETAIL REAL ESTATE TRUST INC - Form POS AM

TERM OF THE ADVISORY AGREEMENT

On December 28, 2004, the advisory agreement between Inland Western Retail Real Estate Trust, Inc. (the "Company") and Inland Western Retail Real Estate Advisory Services, Inc. (the "Business Manager/Advisor") was amended and restated. The Business Manager/Advisor is owned by the Company's sponsor, and all of the Company's

37

agreements and arrangements with the Business Manager/Advisor and its affiliates, including those relating to compensation, are not the result of arm's length negotiations but the Company believes that the fee it pays is equal to or less than the fee that would be payable to an unaffiliated third-party providing such service. The advisory agreement was amended and restated to include an initial term of one year instead of three years.

THE LAST PARAGRAPH, UNDER THE SECTION "OUR ADVISORY AGREEMENT", SUBSECTION "LIABILITY AND INDEMNIFICATION OF BUSINESS MANAGER/ADVISOR WHICH STARTS ON PAGE 81 OF OUR PROSPECTUS HAS BEEN SUPERCEDED IN THE ENTIRETY TO READ AS FOLLOWS:

When it becomes effective, Inland American Real Estate Trust, Inc. may acquire real estate operating companies that may have been a historical or future source for acquiring properties, which could create a conflict of interest for our company. In addition, Inland American Real Estate Trust, Inc.'s offering, could potentially negatively impact arm's length negotiations due to overlapping fiduciary duties owed by certain directors particularly arising in the potential purchase of shopping or retail centers, and office buildings, located in the United States. However, if any conflicts do arise, they will be resolved as provided in the property acquisition service agreement.

THE TWENTIETH PARAGRAPH, UNDER THE SECTION "THE PROPERTY MANAGERS AND THE MANAGEMENT AGREEMENT", WHICH STARTS ON PAGE 86 OF OUR PROSPECTUS HAS BEEN SUPERCEDED IN THE ENTIRETY TO READ AS FOLLOWS:

The following sets forth information with respect to the executive officers and managers of Inland Pacific Property Services LLC.

INLAND SECURITIES CORPORATION

THE DISCUSSION UNDER THIS SUBSECTION WHICH STARTS ON PAGE 87 OF OUR PROSPECTUS IS MODIFIED AND SUPPLEMENTED BY THE FOLLOWING INFORMATION:

ANDREW DORNBUSCH (age 27) joined Inland Securities Corporation as a vice president in September 2004. Previously, Mr. Dornbusch was an attorney at Dorsey & Whitney LLP in Minneapolis, Minnesota. Mr. Dornbusch graduated from the University of Minnesota with a bachelor degree in International Relations. He obtained his law degree from Cornell Law School. Mr. Dornbusch holds Series 7, 63 and 65 licenses with the National Association of Securities Dealers, Inc.

SANDRA L. PERION (age 47) joined Inland in 1994 as an Administrative Assistant to the Senior Vice President of Inland Real Estate Investment Corporation. Mrs. Perion's responsibilities included expense accounts, time and attendance reports, supervising file room clerk, furniture and supply orders, shareholder correspondence, arranging board of directors and annual shareholder meetings, proxy tabulation and scheduling seminars and classes for employees. In 2002, Mrs. Perion was promoted to administrator of Inland Securities Corporation, where she became responsible for securities industry registration, compliance procedures and maintaining corporation and shareholder records, and

Edgar Filing: INLAND WESTERN RETAIL REAL ESTATE TRUST INC - Form POS AM

in 2003 she was promoted to Assistant Vice President of Inland Securities Corporation. Mrs. Perion holds Series 7, 24 and 63 licenses from the National Association of Securities Dealers.

PRINCIPAL STOCKHOLDERS

THE TABLE UNDER THIS SECTION, WHICH STARTS ON PAGE 95 OF OUR PROSPECTUS, IS MODIFIED AND SUPPLEMENTED BY THE FOLLOWING INFORMATION:

The following table provides information as of March 8, 2005 regarding the number and percentage of shares beneficially owned by each director, each executive officer, all directors and executive officers as a group, and any person known to us to be the beneficial owner of more than 5% of our outstanding shares. As of March 8, 2005, no stockholder beneficially owned more than 5% of our outstanding shares. As of March 8, 2005, we had approximately

38

73,200 stockholders of record and approximately 264,280,614 shares of common stock outstanding for our two offerings. Beneficial ownership includes outstanding shares and shares which are not outstanding that any person has the right to acquire within 60 days after the date of this table. However, any such shares which are not outstanding are not deemed to be outstanding for the purpose of computing the percentage of outstanding shares beneficially owned by any other person. Except as indicated, the persons named in the table have sole voting and investing power with respect to all shares beneficially owned by them.

| Beneficial Owner | Number of shares beneficially owned | Percent of class |
|--|--|------------------|
| Robert D. Parks | 120,228.8188 (1) | * |
| Robert S. Matlin | 179.7517 | * |
| Scott W. Wilton | 0 | 0 |
| Steven P. Grimes | 0 | 0 |
| Lori A. Foust | 0 | 0 |
| Brenda G. Gujral | 0 | 0 |
| Frank A. Catalano, Jr. | 3,000 (2) | * |
| Kenneth H. Beard | 53,831.3063 (2) | * |
| Paul R. Gauvreau | 114,731.8436 (2) | * |
| Gerald M. Gorski | 5,035.3673 (2) | * |
| Barbara A. Murphy | 3,000 (2) | * |
| All directors and executive officers as a group (12 persons) | 300,007.0877 (1) | * |

*Less than 1%

(1) Includes 20,000 shares owned by our business manager/advisor. Our business manager/advisor is a wholly-owned subsidiary of our sponsor, which is an affiliate of The Inland Group. Mr. Parks is a control person of The Inland Group and disclaims beneficial ownership of these shares owned by our business manager/advisor.

(2) Includes 3,000 shares issuable upon exercise of options granted to each independent director under our independent director stock option plan, to the extent that such options are currently exercisable or will become exercisable within 60 days after the date of this table.

INVESTMENT OBJECTIVES AND POLICIES

DISTRIBUTIONS

THE DISCUSSION UNDER THIS SECTION, WHICH STARTS ON PAGE 99 OF OUR PROSPECTUS, IS MODIFIED AND SUPPLEMENTED BY THE FOLLOWING INFORMATION REGARDING DISTRIBUTIONS.

Our Board of Directors approved the following distributions payable to holders of our common stock:

- \$.65 per share per annum for the stockholders of record on December 31, 2004, payable on January 10, 2005
- \$.63 per share per annum for the stockholders of record on January 31, 2005, payable on February 10, 2005; and
- \$.6325 per share per annum for the stockholders of record on February 28, 2005, payable on March 10, 2005.

At the January 27, 2005 regularly scheduled Board meeting, the Board of Directors unanimously approved a resolution to delegate to our management committee the authority to continue to determine the amount of the monthly distributions to stockholders on our common stock to be an amount between 6.0% and 7.25% on an annualized basis, for the remainder of the 2005 calendar year.

THE DISCUSSION UNDER THIS SECTION ON "PROPERTY ACQUISITION STANDARDS", WHICH STARTS ON PAGE 101 OF OUR PROSPECTUS HAS BEEN MODIFIED TO INCLUDE THE FOLLOWING FOURTH PARAGRAPH:

39

On February 11, 2005, a new property acquisition agreement was entered into between Inland Real Estate Acquisitions, Inc. ("Acquisitions"), Inland Western Retail Real Estate Advisory Services, Inc. ("the Advisor"), and us. The property acquisition agreement grants us an exclusive right of first refusal to acquire each and every Subject Property, as defined in the agreement. A Subject Property is defined as any retail facility, mixed-use property, or a single-user property identified by Acquisitions and located within our market area. Our market area is defined in the agreement as the geographic area located west of the Mississippi in the continental United States but excluding the portion of the geographic area within a four hundred (400) mile radius of Oak Brook, Illinois.

Acquisitions is owned by The Inland Group, and we are sponsored by Inland Real Estate Investment Corporation. Inland Real Estate Investment Corporation and the Advisor are owned by The Inland Group.

The property acquisition agreement previously entered into by the parties dated September 18, 2003 has been terminated accordingly. The new property acquisition agreement is filed as an exhibit to the registration statement of which the prospectus is a part and is incorporated into this filing in its entirety.

40

REAL PROPERTY INVESTMENTS

SUMMARY TABULAR PRESENTATION OF PROPERTIES OWNED

As of March 8, 2005, we, through separate limited partnerships or limited liability companies, have acquired fee ownership of, or a leasehold interest in, 128 properties consisting of an aggregate of approximately 22,893,000 gross leasable square feet located in Alabama, Arizona, Arkansas, California,

Edgar Filing: INLAND WESTERN RETAIL REAL ESTATE TRUST INC - Form POS AM

Colorado, Connecticut, Florida, Georgia, Illinois, Indiana, Iowa, Kansas, Louisiana, Maryland, Michigan, Minnesota, Missouri, Nevada, New Mexico, New York, North Carolina, Ohio, Oklahoma, Pennsylvania, Rhode Island, South Carolina, Tennessee, Texas, Utah, Washington and Ontario, Canada. The following table summarizes these properties in alphabetical order.

| PROPERTY | TYPE | YEAR BUILT/ RENOVATED | DATE ACQUIRED | APPROXIMATE PURCHASE PRICE (\$) | MORTGAGE PAYABLE AT MARCH 8, 2005 (\$) | GROSS LEASABLE AREA (SQ. FT.) | % OF TOTAL GROSS LEASABLE AREA |
|---|------|--------------------------|------------------|---------------------------------------|---|--|--|
| 23rd Street Plaza Panama City, Florida | NC | 2003 | Dec-04 | 7,258,000 | - | 53,376 | 0.2 |
| Academy Sports Houma, Louisiana | SU | 2004 | Jul-04 | 5,250,000 | 2,920,000 | 60,001 | 0.3 |
| Academy Sports Midland, Texas | SU | 2004 | Oct-04 | 4,250,000 | 2,337,500 | 61,150 | 0.3 |
| Academy Sports Port Arthur, Texas | SU | 2004 | Oct-04 | 5,000,000 | 2,775,000 | 61,001 | 0.3 |
| Academy Sports San Antonio, Texas | SU | 2004 | Jan-05 | 7,150,000 | 3,933,000 | 70,910 | 0.3 |
| Alison's Corner San Antonio, Texas | NC | 2003 | Apr-04 | 7,042,000 | 3,850,000 | 55,066 | 0.2 |
| American Express Depere, Wisconsin | SU | 2000 | Dec-04 | 18,000,000 | 11,623,000 | 132,336 | 0.6 |
| American Express Fort Lauderdale, Florida | SU | 1975 | Dec-04 | 63,000,000 | 37,170,000 | 376,348 | 1.6 |
| American Express Greensboro, North Carolina | SU | 1986 | Dec-04 | 56,000,000 | 33,040,000 | 389,377 | 1.7 |
| American Express Markham, Ontario, Canada | SU | 1983 & 1987 | Feb-05 | 42,000,000 | 25,380,000 | 306,710 | 1.3 |

| PROPERTY | TYPE | YEAR BUILT/ RENOVATED | DATE ACQUIRED | APPROXIMATE PURCHASE PRICE (\$) | MORTGAGE PAYABLE AT MARCH 8, 2005 (\$) | GROSS LEASABLE AREA (SQ. FT.) | % OF TOTAL GROSS LEASABLE AREA |
|----------|------|--------------------------|------------------|---------------------------------------|---|--|--|
|----------|------|--------------------------|------------------|---------------------------------------|---|--|--|

Edgar Filing: INLAND WESTERN RETAIL REAL ESTATE TRUST INC - Form POS AM

| PROPERTY | TYPE | RENOVATED | ACQUIRED | PRICE (\$) | 2005 (\$) | FT.) | AREA |
|--|------|-------------|----------|-------------|------------|-------------------|------------|
| American Express Minneapolis, Minnesota | SU | 1989 | Dec-04 | 95,000,000 | 56,050,000 | 541,542 | 2.4 |
| American Express-19th Ave. Phoenix, Arizona | SU | 1983 | Dec-04 | 14,000,000 | 8,260,000 | 117,556 | 0.5 |
| American Express-31st Ave. Phoenix, Arizona | SU | 1985 | Dec-04 | 54,000,000 | 31,860,000 | 337,439 | 1.5 |
| Arvada Connection and Arvada Marketplace Arvada, Colorado | RC | 1987 -1990 | Apr-04 | 51,550,000 | 28,510,000 | 61,079 313,559 | 0.3 1.4 |
| Azalea Square Summerville, South Carolina | RC | 2004 | Oct-04 | 30,013,000 | 16,535,000 | 190,142 | 0.8 |
| Bed, Bath & Beyond Plaza Miami, Florida | NC | 2004 | Oct-04 | 20,350,000 | 11,192,500 | 97,456 | 0.4 |
| Best on the Boulevard Las Vegas, Nevada | RC | 1996 - 1999 | Apr-04 | 35,500,000 | 19,525,000 | 204,427 | 0.9 |
| Bluebonnet Parc Baton Rouge, Louisiana | RC | 2002 | Apr-04 | 22,000,000 | 12,100,000 | 135,289 | 0.6 |
| Boulevard at the Capital Centre Largo, Maryland | JV | 2004 | Sept-04 | 127,499,000 | 71,500,000 | 479,072 | 2.1 |
| CarMax San Antonio, Texas | SU | 1998 | Mar-05 | 14,600,000 | - | 60,772 | 0.3 |

Edgar Filing: INLAND WESTERN RETAIL REAL ESTATE TRUST INC - Form POS AM

| PROPERTY | TYPE | YEAR BUILT/ RENOVATED | DATE ACQUIRED | APPROXIMATE PURCHASE PRICE (\$) | PAYABLE AT MARCH 8, 2005 (\$) | LEASABLE AREA (SQ. FT.) | GROSS LEASABLE AREA |
|---|------|--------------------------|------------------|---------------------------------------|-------------------------------------|-------------------------------|---------------------------|
| The Columns Jackson, Tennessee | RC | 2004 | Aug-04 | 26,510,000 | 14,865,400 | 173,427 | 0.8 |
| Coram Plaza Coram, New York | RC | 2004 | Dec-04 | 37,292,000 | 20,755,300 | 144,191 | 0.6 |
| CorWest Plaza New Britain, Connecticut | RC | 1999 - 2003 | Jan-04 | 33,000,000 | 18,150,000 | 115,011 | 0.5 |
| Cottage Plaza Pawtucket, Rhode Island | NC | 2004-2005 | Feb-05 | 23,440,000 | 13,025,000 | 85,363 | 0.4 |
| Cranberry Square Cranberry Township, Pennsylvania | RC | 1996 - 1997 | Jul-04 | 20,220,000 | 10,900,000 | 195,566 | 0.9 |
| CVS Pharmacy (Eckerd Drug Store) Edmund, Oklahoma | SU | 2003 | Dec-03 | 3,364,000 | 1,850,000 | 13,824 | 0.1 |
| CVS Pharmacy (Eckerd Drug Store) Norman, Oklahoma | SU | 2003 | Dec-03 | 5,288,000 | 2,900,000 | 13,824 | 0.1 |
| CVS Pharmacy Jacksonville, Florida | SU | | Mar-05 | 5,895,000 | - | 13,824 | 0.1 |
| CVS Pharmacy Sylacauga, Alabama | SU | 2004 | Oct-04 | 3,066,000 | 1,685,000 | 10,055 | 0.1 |
| Darien Towne Center Darien, Illinois | RC | 1994 | Dec-03 | 30,000,000 | 16,500,000 | 223,844 | 1.0 |
| Davis Towne Crossing North Richland Hills, Texas | NC | 2003 & 2004 | Jun-04 | 8,141,000 | 5,365,200 | 34,091 | 0.1 |

Edgar Filing: INLAND WESTERN RETAIL REAL ESTATE TRUST INC - Form POS AM

| PROPERTY | TYPE | YEAR BUILT/ RENOVATED | DATE ACQUIRED | APPROXIMATE PURCHASE PRICE (\$) | MORTGAGE PAYABLE AT MARCH 8, 2005 (\$) | GROSS LEASABLE AREA (SQ. FT.) | % OF TOTAL GROSS LEASABLE AREA |
|---|------|--------------------------|--------------------|---------------------------------------|---|--|--|
| Denton Towne Crossing Denton, Texas | RC | 2003 & 2004 | Oct-04 | 54,688,000 | 35,200,000 | 283,040 | 1.2 |
| Dorman Center - Phase I & II Spartanburg, South Carolina | RC | 2003 - 2004 | Mar-04 & Jul-04 | 50,200,000 | 27,610,000 | 388,067 | 1.7 |
| Eastwood Towne Center Lansing, Michigan | RC | 2002 | May-04 | 85,000,000 | 46,750,000 | 332,131 | 1.5 |
| Eckerd Drug Store Columbia, South Carolina | SU | 2003 - 2004 | Jun-04 | 3,260,000 | 1,750,000 | 13,440 | 0.1 |
| Eckerd Drug Store Crossville, Tennessee | SU | 2003 - 2004 | Jun-04 | 2,625,000 | 1,425,000 | 13,824 | 0.1 |
| Eckerd Drug Store Greer, South Carolina | SU | 2003 - 2004 | Jun-04 | 3,069,000 | 1,650,000 | 13,824 | 0.1 |
| Eckerd Drug Store Kill Devil Hills, North Carolina | SU | 2003 - 2004 | Jun-04 | 3,650,000 | 1,975,000 | 13,824 | 0.1 |
| Edgemont Town Center Homewood, Alabama | NC | 2003 | Nov-04 | 15,639,000 | 8,600,000 | 77,655 | 0.3 |
| Evans Town Center Evans, Georgia | NC | 1995 | Dec-04 | 8,795,000 | 5,005,000 | 75,695 | 0.3 |
| Fairgrounds Plaza Middletown, New York | NC | 2002 - 2004 | Jan-05 | 21,994,000 | 15,965,749 | 58,970 | 0.3 |
| Five Forks Simpsonville, South Carolina | NC | 1999 | Dec-04 | 8,086,000 | 4,482,500 | 64,173 | 0.3 |
| Forks Town Center Easton, Pennsylvania | NC | 2002 | Jul-04 | 18,199,000 | 10,395,000 | 92,660 | 0.4 |
| Fox Creek Village Longmont, Colorado | RC | 2003 - 2004 | Nov-04 | 20,883,000 | 11,485,000 | 114,033 | 0.5 |

Edgar Filing: INLAND WESTERN RETAIL REAL ESTATE TRUST INC - Form POS AM

| PROPERTY | TYPE | YEAR BUILT/ RENOVATED | DATE ACQUIRED | APPROXIMATE PURCHASE PRICE (\$) | MORTGAGE PAYABLE AT MARCH 8, 2005 (\$) | GROSS LEASABLE AREA (SQ. FT.) | % OF TOTAL GROSS LEASABLE AREA |
|--|------|--------------------------|------------------|---------------------------------------|---|--|--|
| Fullerton Metrocenter Fullerton, California | RC | 1988 | Jun-04 | 51,275,000 | 28,050,000 | 253,296 | 1.1 |
| Gateway Pavilions Avondale, Arizona | RC | 2003 - 2004 | Dec-04 | 65,141,000 | 35,842,000 | 301,233 | 1.3 |
| Gateway Plaza Southlake, Texas | RC | 2000 | Jul-04 | 33,025,000 | 18,163,000 | 358,091 | 1.6 |
| Gateway Station College Station, Texas | NC | 2003 - 2004 | Dec-04 | 5,093,000 | - | 19,537 | 0.1 |
| Gateway Village Annapolis, Maryland | JV | 1996 | Jul-04 | 53,150,000 | 31,458,000 | 273,307 | 1.2 |
| GMAC Insurance Building Winston-Salem, North Carolina | SU | 1980/1990 | Sept-04 | 59,997,000 | 33,000,000 | 501,064 | 2.2 |
| Governor's Marketplace Tallahassee, Florida | RC | 2001 | Aug-04 | 32,654,000 | 20,625,000 | 231,915 | 1.0 |
| Green's Corner Cumming, Georgia | NC | 1997 | Dec-04 | 12,768,000 | 7,022,366 | 85,271 | 0.4 |
| Gurnee Towne Center Gurnee, Illinois | RC | 2000 | Oct-04 | 44,256,000 | 24,360,000 | 179,602 | 0.8 |
| Harris Teeter Wilmington, North Carolina | SU | 1977/1995 | Sept-04 | 7,200,000 | 3,960,000 | 57,230 | 0.2 |

Edgar Filing: INLAND WESTERN RETAIL REAL ESTATE TRUST INC - Form POS AM

| PROPERTY | TYPE | YEAR BUILT/ RENOVATED | DATE ACQUIRED | APPROXIMATE PURCHASE PRICE (\$) | MORTGAGE PAYABLE AT MARCH 8, 2005 (\$) | GROSS LEASABLE AREA (SQ. FT.) | % OF TOTAL GROSS LEASABLE AREA |
|--|------|--------------------------|------------------|---------------------------------------|---|--|--|
| Harvest Towne Center Knoxville, Tennessee | NC | 1996-1999 | Sept-04 | 8,950,000 | 5,005,000 | 42,235 | 0.2 |
| Henry Town Center McDonough, Georgia | RC | 2002 | Dec-04 | 61,397,000 | 35,814,616 | 444,296 | 1.9 |
| Heritage Towne Crossing Eules, Texas | NC | 2002 | Mar-04 | 16,123,000 | 8,950,000 | 80,639 | 0.4 |
| Hickory Ridge Hickory, North Carolina | RC | 1999 | Jan-04 | 41,900,000 | 23,650,000 | 380,487 | 1.7 |
| High Ridge Crossing High Ridge, Missouri | NC | 2004 | Mar-05 | 13,200,000 | - | 76,857 | 0.3 |
| Hobby Lobby Concord, North Carolina | SU | 2004 | Jan-05 | 5,500,000 | 3,025,000 | 60,000 | 0.3 |
| Holliday Towne Center Duncansville, Pennsylvania | RC | 2003 | Feb-05 | 14,828,000 | 8,050,000 | 83,122 | 0.4 |
| Huebner Oaks Center San Antonio, Texas | RC | 1997 & 1998 | Jun-04 | 79,721,000 | 48,000,000 | 286,684 | 1.3 |
| Irmo Station Irmo, South Carolina | NC | 1980 & 1985 | Dec-04 | 12,800,000 | 7,085,000 | 99,619 | 0.4 |
| John's Creek Village Duluth, Georgia | RC | 2003 & 2004 | Jun-04 | 34,255,000 | 23,300,000 | 156,582 | 0.7 |
| Kohl's/Wilshire Plaza III Kansas City, Missouri | SU | 2004 | Nov-04 | 10,099,000 | 5,417,500 | 88,248 | 0.4 |
| La Plaza Del Norte San Antonio, Texas | RC | 1996/1999 | Jan-04 | 59,143,000 | 32,528,000 | 320,345 | 1.4 |

Edgar Filing: INLAND WESTERN RETAIL REAL ESTATE TRUST INC - Form POS AM

| | | | | | | | |
|--|----|------|--------|-----------|-----------|--------|-----|
| Lake Mary Pointe Lake Mary, Florida | NC | 1999 | Oct-04 | 6,620,000 | 3,657,500 | 51,052 | 0.2 |
|--|----|------|--------|-----------|-----------|--------|-----|

46

| PROPERTY | TYPE | YEAR BUILT/ RENOVATED | DATE ACQUIRED | APPROXIMATE PURCHASE PRICE (\$) | MORTGAGE PAYABLE AT MARCH 8, 2005 (\$) | GROSS LEASABLE AREA (SQ. FT.) | % OF TOTAL GROSS LEASABLE AREA |
|---|------|------------------------------|------------------|---------------------------------------|---|--|--|
| Lakewood Towne Center Lakewood, Washington | RC | 1988 Rebuilt 2002-2003 | Jun-04 | 81,100,000 | 51,260,000 | 578,913 | 2.5 |
| Larkspur Landing Larkspur, California | RC | 1978/2001 | Jan-04 | 61,145,000 | 33,630,000 | 172,433 | 0.8 |
| Lincoln Park Dallas, Texas | RC | 1998 | Sept-04 | 47,515,000 | 26,153,000 | 148,806 | 0.6 |
| Low Country Village Bluffton, South Carolina | NC | 2004 | Jun-04 | 11,090,000 | 10,810,000 | 76,385 | 0.3 |
| MacArthur Crossing Los Colinas, Texas | RC | 1995 - 1996 | Feb-04 | 23,102,000 | 12,700,000 | 109,755 | 0.5 |
| Magnolia Square Houma, Louisiana | RC | 2004 | Feb-05 | 19,114,000 | 10,265,000 | 116,049 | 0.5 |
| Manchester Meadows Town and Country, Missouri | RC | 1994 - 1995 | Aug-04 | 56,200,000 | 31,064,550 | 454,172 | 2.0 |
| Mansfield Towne Crossing Mansfield, Texas | RC | 2004 | Nov-04 | 18,322,000 | 10,982,300 | 105,286 | 0.5 |
| Maytag Distribution Center Iowa City, Iowa | SU | 2004 | Jan-05 | 23,159,000 | 12,740,000 | 750,000 | 3.3 |
| McAllen Shopping Center McAllen, Texas | NC | 2004 | Dec-04 | 4,150,000 | 2,455,000 | 17,625 | 0.1 |
| Mesa Fiesta | RC | 2004 | Dec-04 | 36,855,000 | 23,500,000 | 194,892 | 0.9 |

Edgar Filing: INLAND WESTERN RETAIL REAL ESTATE TRUST INC - Form POS AM

Mesa, Arizona

47

| PROPERTY | TYPE | YEAR BUILT/ RENOVATED | DATE ACQUIRED | APPROXIMATE PURCHASE PRICE (\$) | MORTGAGE PAYABLE AT MARCH 8, 2005 (\$) | GROSS LEASABLE AREA (SQ. FT.) | % OF TOTAL GROSS LEASABLE AREA |
|--|------|--------------------------|--------------------|---------------------------------------|---|--|--|
| Midtown Center Milwaukee, Wisconsin | RC | 1986-1987 | Jan-05 | 53,000,000 | 28,227,617 | 319,072 | 1.4 |
| Mitchell Ranch Plaza New Port Richey, Florida | RC | 2003 | Aug-04 | 34,000,000 | 18,700,000 | 200,404 | 0.9 |
| Newnan Crossing I & II Newnan, Georgia | RC | 1999-2004 | Dec-03 & Feb-04 | 52,360,000 | 23,766,191 | 392,050 | 1.7 |
| Newton Crossroads Covington, Georgia | NC | 1997 | Dec-04 | 10,072,000 | 5,547,622 | 78,896 | 0.3 |
| North Ranch Pavilions Thousand Oaks, California | NC | 1992 | Jan-04 | 18,468,000 | 10,157,400 | 62,812 | 0.3 |
| North Rivers Town Center Charleston, South Carolina | RC | 2003 - 2004 | Apr-04 | 20,100,000 | 11,050,000 | 141,204 | 0.6 |
| Northgate North Seattle, Washington | RC | 1999 - 2003 | Jun-04 | 48,455,000 | 26,650,000 | 302,095 | 1.3 |
| Northpointe Plaza Spokane, Washington | RC | 1991 - 1993 | May-04 | 54,524,000 | 30,850,000 | 377,949 | 1.7 |
| Northwoods Center Wesley Chapel, Florida | NC | 2002 - 2004 | Dec-04 | 13,964,000 | 11,192,500 | 74,647 | 0.3 |
| Oswego Commons Oswego, Illinois | RC | 2002 - 2004 | Nov-04 | 35,022,000 | 19,262,100 | 187,651 | 0.8 |
| Paradise Valley Marketplace | NC | 2002 | Apr-04 | 28,510,000 | 15,680,500 | 92,158 | 0.4 |

Edgar Filing: INLAND WESTERN RETAIL REAL ESTATE TRUST INC - Form POS AM

Phoenix, Arizona

| | | | | | | | |
|--|----|-----------|--------|-----------|-----------|--------|-----|
| Pavilion at King's Grant Concord, North Carolina | NC | 2002/2003 | Dec-03 | 8,151,000 | 5,342,000 | 79,109 | 0.3 |
|--|----|-----------|--------|-----------|-----------|--------|-----|

48

| PROPERTY | TYPE | YEAR BUILT/ RENOVATED | DATE ACQUIRED | APPROXIMATE PURCHASE PRICE (\$) | MORTGAGE PAYABLE AT MARCH 8, 2005 (\$) | GROSS LEASABLE AREA (SQ. FT.) | % OF TOTAL GROSS LEASABLE AREA |
|---|------|--------------------------|------------------|---------------------------------------|---|--|--|
| Peoria Crossings Glendale, Arizona | RC | 2002 - 2003 | Mar-04 | 37,368,000 | 20,497,400 | 213,733 | 0.9 |
| Phenix Crossing Phenix City, Alabama | NC | 2004 | Dec-04 | 10,065,000 | - | 56,563 | 0.2 |
| Pine Ridge Plaza Lawrence, Kansas | RC | 1998 - 2004 | Jun-04 | 26,982,000 | 14,700,000 | 230,510 | 1.0 |
| Placentia Town Center Placentia, California | RC | 1973/2000 | Dec-04 | 24,865,000 | 13,695,000 | 110,962 | 0.5 |
| Plaza at Marysville Marysville, Washington | RC | 1995 | Jul-04 | 21,266,000 | 11,800,000 | 115,656 | 0.5 |
| Plaza at Riverlakes Bakersfield, California | RC | 2001 | Oct-04 | 17,000,000 | - | 102,836 | 0.4 |
| Plaza Santa Fe II Santa Fe, New Mexico | RC | 2000 - 2002 | Jun-04 | 30,971,000 | 17,342,953 | 222,389 | 1.0 |
| Pleasant Run Towne Center Ce Hill, Texas | RC | 2004 | Dec-04 | 35,370,000 | 22,800,000 | 201,587 | 0.9 |
| Promenade at Red Cliff St. George, Utah | NC | 1997 | Feb-04 | 19,537,000 | 10,590,000 | 94,445 | 0.4 |

Edgar Filing: INLAND WESTERN RETAIL REAL ESTATE TRUST INC - Form POS AM

| | | | | | | | |
|--|----|-----------|---------|------------|------------|---------|-----|
| Reisterstown Road Plaza Baltimore, Maryland | JV | 1986/2004 | Aug-04 | 94,762,000 | 49,650,000 | 789,926 | 3.5 |
| Saucon Valley Square Bethlehem, Pennsylvania | NC | 1999 | Sept-04 | 16,043,000 | 8,850,900 | 80,695 | 0.4 |
| Shaw's Supermarket New Britain, Connecticut | SU | 1995 | Dec-03 | 13,656,000 | 6,450,000 | 65,658 | 0.3 |

49

| PROPERTY | TYPE | YEAR BUILT/ RENOVATED | DATE ACQUIRED | APPROXIMATE PURCHASE PRICE (\$) | MORTGAGE PAYABLE AT MARCH 8, 2005 (\$) | GROSS LEASABLE AREA (SQ. FT.) | % OF TOTAL GROSS LEASABLE AREA |
|--|------|--------------------------|------------------|---------------------------------------|---|--|--|
| Shoppes at Lake Andrew Viera, Florida | RC | 2003 | Dec-04 | 28,300,000 | 15,656,511 | 144,733 | 0.6 |
| The Shoppes at Park West (Publix Center) Mount Pleasant, South Carolina | NC | 2004 | Nov-04 | 12,047,000 | 6,655,000 | 64,832 | 0.3 |
| Shoppes at Quarterfield (Metro Square Center) Severn, Maryland | NC | 1999 | Jan-04 | 11,031,000 | 6,067,183 | 61,817 | 0.3 |
| Shoppes of New Hope (Shoppes of Dallas) Dallas, Georgia | NC | 2004 | Jul-04 | 13,052,000 | 7,178,700 | 70,610 | 0.3 |
| Shoppes of Prominence Point Canton, Georgia | NC | 2004 | Jun-04 | 15,155,000 | 9,954,300 | 78,058 | 0.3 |
| The Shops at Boardwalk Kansas City, Missouri | RC | 2003 & 2004 | Jul-04 | 36,642,000 | 20,150,000 | 122,916 | 0.5 |
| Shops at Forest Commons Round Rock, Texas | NC | 2002 | Dec-04 | 7,505,000 | 5,220,981 | 34,756 | 0.2 |
| Shops at Park Place Plano, Texas | RC | 2001 | Oct-03 | 24,000,000 | 13,127,000 | 116,300 | 0.5 |

| PROPERTY | TYPE | YEAR BUILT/ RENOVATED | DATE ACQUIRED | APPROXIMATE PURCHASE PRICE (\$) | MORTGAGE PAYABLE AT MARCH 8, 2005 (\$) | GROSS LEASABLE AREA (SQ. FT.) | % OF TOTAL GROSS LEASABLE AREA |
|--|------|--------------------------|------------------|---------------------------------------|---|--|--|
| Southgate Plaza Heath, Ohio | NC | 1998-2002 | Mar-05 | 12,253,000 | - | 86,010 | 0.4 |
| Southlake Town Square Southlake, Texas | RC | 1998-2004 | Dec-04 | 135,606,000 | 81,000,000 | 456,569 | 2.0 |
| Stanley Works/Mac Tools Westerville, Ohio | SU | 2004 | Jan-05 | 10,000,000 | - | 72,500 | 0.3 |
| Stateline Station High Ridge, Missouri | RC | 2003-2004 | Mar-05 | 32,000,000 | - | 141,686 | 0.6 |
| Stilesboro Oaks Acworth, Georgia | NC | 1997 | Dec-04 | 12,640,000 | 6,951,971 | 80,772 | 0.4 |
| Stony Creek Marketplace Noblesville, Indiana | RC | 2003 | Dec-03 | 25,750,000 | 14,162,000 | 153,796 | 0.7 |
| Tollgate Marketplace Bel Air, Maryland | JV | 1979/1994 | Jul-04 | 72,300,000 | 39,765,000 | 392,587 | 1.7 |
| Towson Circle Towson, Maryland | JV | 1998 | Jul-04 | 28,450,000 | 19,197,500 | 116,012 | 0.5 |
| Trenton Crossing McAllen, Texas | RC | 2003 | Feb-05 | 29,212,000 | 19,307,037 | 215,220 | 0.9 |
| University Town Center Tuscaloosa, Alabama | NC | 2002 | Nov-04 | 10,569,000 | 5,810,000 | 57,250 | 0.3 |
| The Village at Quail Springs Oklahoma City, | RC | 2003-2004 | Feb-05 | 10,429,000 | 5,740,000 | 100,404 | 0.4 |

Edgar Filing: INLAND WESTERN RETAIL REAL ESTATE TRUST INC - Form POS AM

Oklahoma

| | | | | | | | |
|--|----|------|--------|------------|-----------|--------|-----|
| Village Shoppes at Simonton Lawrenceville, Georgia | NC | 2004 | Aug-04 | 13,750,000 | 7,561,700 | 66,415 | 0.3 |
|--|----|------|--------|------------|-----------|--------|-----|

51

| PROPERTY | TYPE | YEAR BUILT/ RENOVATED | DATE ACQUIRED | APPROXIMATE PURCHASE PRICE (\$) | MORTGAGE PAYABLE AT MARCH 8, 2005 (\$) | GROSS LEASABLE AREA (SQ. FT.) | % O TOT GROS LEASAB AREA |
|---|------|--------------------------|------------------|---------------------------------------|---|--|--------------------------------------|
| Wal-Mart Supercenter Blytheville, Arkansas | SU | 1999 | Jul-04 | 13,248,000 | 7,100,000 | 183,047 | 0.8 |
| Wal-Mart Supercenter Jonesboro, Arkansas | SU | 1997 | Aug-04 | 11,071,000 | 6,088,500 | 149,704 | 0.7 |
| Watauga Pavilion Watauga, Texas | RC | 2003/2004 | May-04 | 35,668,000 | 19,617,000 | 205,195 | 0.9 |
| Winchester Commons Memphis, Tennessee | NC | 1999 | Nov-04 | 13,023,000 | 7,235,000 | 93,024 | 0.4 |
| Wrangler El Paso, Texas | SU | 1993 | Jul-04 | 18,477,000 | 11,300,000 | 316,800 | 1.4 |
| Zurich Towers Schaumburg, Illinois | SU | 1988 - 1990 | Nov-04 | 138,000,000 | 81,420,000 | 895,418 | 3.9 |
| PORTFOLIO TOTAL | | | | 3,777,302,000 | 2,088,440,547 | 22,893,430 | 100 |

* Major tenants include tenants leasing more than 10% of the gross leasable area of the individual property.

NC Neighborhood and Community Retail Shopping Center
 SU Single-User Property
 RC Retail Shopping Center
 JV Joint Venture

In addition to the properties listed above, we consolidate one 124-unit apartment property, Cardiff Hall East, in which we made an investment through a joint venture arrangement on October 15, 2004. This property which is located in Towson, Maryland had a mortgage payable with a balance of \$5,108,656 at December 31, 2004.

Edgar Filing: INLAND WESTERN RETAIL REAL ESTATE TRUST INC - Form POS AM

We have a 95% ownership interest in the limited liability companies which own Boulevard at the Capital Centre, Gateway Village, Reisterstown Road Plaza, Tollgate Marketplace, and Towson Circle.

52

THE DISCUSSION UNDER THIS SECTION, WHICH STARTS ON PAGE 98 OF OUR PROSPECTUS, IS MODIFIED AND SUPPLEMENTED BY THE FOLLOWING INFORMATION REGARDING PROPERTIES WE HAVE ACQUIRED OR INTEND TO ACQUIRE.

DESCRIPTION OF PROPERTIES

AMERICAN EXPRESS - SALT LAKE CITY, UTAH

We anticipate purchasing the following office building constructed in 1982 and leasing the entire building back to American Express Travel Related Services Company, Inc.

| Location | Approximate Square Feet | Lease Term | Approximate Purchase Price (|
|--|----------------------------|------------|---------------------------------|
| 4315 South 2700 West Salt Lake City, UT | 395,787 | 10 years | 48,000,000 |

For financial information of American Express, please see the financial statements filed with the Securities and Exchange Commission

POTENTIAL PROPERTY ACQUISITIONS

We are currently considering acquiring the properties listed below. Our decision to acquire these properties will generally depend upon:

- no material adverse change occurring relating to the properties, the tenants or in the local economic conditions;
- our receipt of sufficient net proceeds from this offering and financing proceeds to make these acquisition; and
- our receipt of satisfactory due diligence information including appraisals, environmental reports and lease information.

Other properties may be identified in the future that we may acquire before or instead of these properties. We cannot guarantee that we will complete these acquisitions.

In evaluating these properties as potential acquisitions and determining the appropriate amount of consideration to be paid for each property, we have considered a variety of factors including, overall valuation of net rental income, location, demographics, quality of tenant, length of lease, price per square foot, occupancy and the fact that overall rental rate at the shopping center is comparable to market rates. We believe that these properties are well located, have acceptable roadway access, are well maintained and have been professionally managed. These properties will be subject to competition from similar shopping centers within their market area, and their economic performance could be affected by changes in local economic conditions. We did not consider any other factors materially relevant to our decision to acquire these properties.

Edgar Filing: INLAND WESTERN RETAIL REAL ESTATE TRUST INC - Form POS AM

| PROPERTY ----- | TYPE ----- | YEAR BUILT ----- | APPROXIMATE ACQUISITION COSTS INCLUDING EXPENSES (\$) * | GROSS LEASABLE AREA (SQ. FT.) ----- | PHYSICAL OCCUPANCY AS OF 03/01/05 ----- |
|---|---------------|------------------------|---|---|---|
| Advance Auto Parts 8603 Culebra San Antonio, TX | SU | 2004 | 1,483,675 | 7,000 | 100% |

53

| PROPERTY ----- | TYPE ----- | YEAR BUILT ----- | APPROXIMATE ACQUISITION COSTS INCLUDING EXPENSES (\$) * | GROSS LEASABLE AREA (SQ. FT.) ----- | PHYSICAL OCCUPANCY AS OF 03/01/05 ----- |
|--|---------------|--|---|---|---|
| Advance Auto Parts 465 E. Central Texas Expressway Harker Heights, Texas | SU | 2004 | 1,547,609 | 7,000 | 100% |
| Advance Auto Parts 3915 E. Stan Schlueter Killeen, Texas | SU | 2004 | 1,433,113 | 7,000 | 100% |
| Four Peaks Plaza Shea Boulevard and Saguaro Boulevard Fountain Hills, Arizona | RC | 2004 | 8,252,000 | 140,571 | 87% |
| Lakepointe Towne Crossing 715 Hebron Parkway Lewisville, TX | RC | 2004 | 39,482,000 | 192,679 | 70% |
| Metro Town Center 2821 West Peoria Phoenix, Arizona | RC | 1988- 1990 Renovated 2003 & 2004 | 31,266,000 | 147,056 | 78% |

As of March 8, 2005, we have over of \$131,464,000 in pending acquisitions and we believe, based in part on projected sales of our common stock, that cash on hand and future financings will provide us with sufficient cash to close these properties at the time of their projected closings.

Edgar Filing: INLAND WESTERN RETAIL REAL ESTATE TRUST INC - Form POS AM

TERMINATED CONTRACTS

Our Board of Directors previously approved the acquisition of Albertson's Grocery Store in Loveland, Colorado, Mall 205 and Plaza 205 in Portland, Oregon, Eckerd Drug Store in Danforth and Santa Fe in Edmond, Oklahoma, Casa Paloma in Chandler, Arizona (disclosed as probable), Woodbury Village Shopping Center in Woodbury, Minnesota (disclosed as probable), Shaw's Supermarket in Bristol, Connecticut (disclosed as probable), Peoria Station in (disclosed as probable), Thunderbird Crossing in Peoria, Arizona (disclosed as probable), Shoppes at Warner Robins in Warner Robins, Georgia (disclosed as probable), Poinciana Place in Kissimmee, Florida (disclosed as probable), and Cross Creek Shopping Center in Memphis, Tennessee (disclosed as probable). Based on information received during our due diligence process, we have decided not to acquire the properties and our affiliate has terminated the contracts on these acquisitions.

54

TENANT LEASE EXPIRATION

The following table sets forth, as of March 8, 2005, lease expirations for the next ten years at our properties, assuming that no renewal options are exercised. For purposes of the table, the "total annual base rental income" column represents annualized base rent of each tenant as of January 1 of each year. Therefore, as each lease expires, no amount is included in this column for any subsequent year for that lease. In view of the assumption made with regard to total annual base rent, the percent of annual base rent represented by expiring leases may not be reflective of the expected actual percentages.

| YEAR ENDING DECEMBER 31, | NUMBER OF LEASES EXPIRING | APPROX. GROSS LEASABLE AREA OF EXPIRING LEASES (SQ. FT.) | % TOTAL OF PORTFOLIO GROSS LEASABLE AREA REPRESENTED BY EXPIRING LEASES | TOTAL ANNUAL BASE RENTAL INCOME OF EXPIRING LEASES (\$) | % OF TOTAL ANNUAL BASE RENTAL INCOME REPRESENTED BY EXPIRING LEASES |
|-----------------------------|---------------------------------|--|---|---|--|
| ----- | | | | | |
| Consolidated | | | | | |
| 2005 | 102 | 279,122 | 1.2% | 4,837,157 | 1.7% |
| 2006 | 171 | 685,392 | 3.0% | 10,684,785 | 3.9% |
| 2007 | 245 | 691,373 | 3.0% | 13,321,125 | 5.0% |
| 2008 | 291 | 952,614 | 4.2% | 17,450,917 | 6.8% |
| 2009 | 392 | 1,510,884 | 6.6% | 26,428,701 | 11.0% |
| 2010 | 85 | 624,989 | 2.7% | 9,497,915 | 4.4% |
| 2011 | 76 | 1,065,789 | 4.7% | 15,697,641 | 7.6% |
| 2012 | 105 | 1,053,894 | 4.6% | 15,476,718 | 8.2% |
| 2013 | 175 | 1,787,522 | 7.8% | 24,412,504 | 13.7% |
| 2014 | 170 | 4,476,160 | 19.6% | 55,637,512 | 36.1% |

TENANT CONCENTRATION

The following table sets forth information regarding the ten individual tenants at our properties comprising the greatest gross leasable area and greatest 2004 annualized base rent based on the properties owned as of March 8, 2005.

Edgar Filing: INLAND WESTERN RETAIL REAL ESTATE TRUST INC - Form POS AM

| DESCRIPTION | TOTAL NUMBER | GROSS LEASABLE AREA (SQ. FT.) | % OF TOTAL GROSS LEASABLE AREA | ANNUALIZED BASE RENT INCOME |
|---|--------------|-------------------------------|--------------------------------|-----------------------------|
| INDIVIDUAL TENANT CONCENTRATIONS (MGMT. CRITERIA TOP 10 OF GLA AND BASE RENT) | | | | |
| American Express | 7 | 2,201,308 | 9.62% | 22,202,988 |
| Zurich American Insurance Company | 1 | 895,418 | 3.91% | 8,883,864 |
| Wal-Mart | 5 | 864,883 | 3.78% | 5,856,476 |
| Maytag | 1 | 750,000 | 3.28% | 1,726,500 |
| Ross Dress for Less | 15 | 620,529 | 2.71% | 6,408,672 |
| Best Buy | 14 | 603,802 | 2.64% | 8,311,980 |
| GMAC | 1 | 501,064 | 2.19% | 5,164,449 |
| Bed, Bath & Beyond | 16 | 434,002 | 1.90% | 5,055,608 |
| Kohl's | 5 | 431,317 | 1.88% | 2,969,342 |
| Publix | 10 | 423,005 | 1.80% | 4,510,234 |
| Linens 'N Things | 13 | 403,908 | 1.80% | 4,332,814 |
| Michaels | 15 | 347,945 | 1.50% | 3,715,597 |

55

PROPERTY ALLOCATION

The following table provides a summary of the properties in our investment portfolio by type of investment and by state as of March 8, 2005.

| DESCRIPTION | TOTAL NUMBER | GROSS LEASABLE AREA (SQ. FT.) | % OF TOTAL GROSS LEASABLE AREA |
|---|--------------|-------------------------------|--------------------------------|
| PORTFOLIO ALLOCATION BY TYPE | | | |
| Neighborhood and Community Retail Shopping Center | 38 | 2,639,716 | 11.5% |
| Single-User Property | 31 | 5,761,250 | 25.2% |
| Retail Shopping Center | 54 | 12,441,560 | 54.3% |
| Joint Venture* | 5 | 2,050,904 | 9.0 % |
| Total | 128 | 22,898,430 | 100.0% |

* In addition to the properties listed above, we consolidate one 124-unit apartment property, Cardiff Hall East, in which we made an investment through a joint venture arrangement on October 15, 2004.

PORTFOLIO ALLOCATION BY STATE

| | | | |
|---------|---|---------|------|
| Alabama | 4 | 201,523 | 0.9% |
|---------|---|---------|------|

Edgar Filing: INLAND WESTERN RETAIL REAL ESTATE TRUST INC - Form POS AM

| | | | |
|----------------|-----|------------|-------|
| Arizona | 6 | 1,257,011 | 5.5% |
| California | 5 | 702,339 | 3.1% |
| Florida | 9 | 1,243,755 | 5.4% |
| Georgia | 10 | 1,528,645 | 6.7% |
| Illinois | 4 | 1,486,515 | 6.5% |
| Maryland | 6 | 2,112,721 | 9.2% |
| Missouri | 5 | 883,879 | 3.9% |
| North Carolina | 7 | 1,481,091 | 6.5% |
| Pennsylvania | 4 | 452,043 | 2.0% |
| South Carolina | 9 | 1,051,686 | 4.6% |
| Tennessee | 4 | 322,510 | 1.4% |
| Texas | 23 | 3,619,225 | 15.8% |
| Washington | 4 | 1,374,613 | 6.0% |
| Other | 28 | 5,175,874 | 22.6% |
| ----- | | | |
| Total | 128 | 22,893,430 | 100% |
| ===== | | | |

56

MANAGEMENT'S DISCUSSION AND ANALYSIS OF FINANCIAL CONDITION AND RESULTS OF OPERATIONS

We electronically file our annual report on Form 10-K, quarterly reports on Form 10-Q, current reports on Form 8-K and all amendments to those reports with the Securities and Exchange Commission (SEC). The public may read and copy any of the reports that are filed with the SEC at the SEC's Public Reference Room at 405 Fifth Street, NW, Washington, DC 20549. The public may obtain information on the operation of the Public Reference room by calling the SEC at (800)-SEC-0330. The SEC maintains an Internet site at (www.sec.gov) that contains reports, proxy and information statements and other information regarding issuers that file electronically.

CERTAIN STATEMENTS IN THIS "MANAGEMENT'S DISCUSSION AND ANALYSIS OF FINANCIAL CONDITION AND RESULTS OF OPERATIONS" AND ELSEWHERE IN THIS FORM 10-K CONSTITUTE "FORWARD-LOOKING STATEMENTS" WITHIN THE MEANING OF THE FEDERAL PRIVATE SECURITIES LITIGATION REFORM ACT OF 1995. THESE FORWARD-LOOKING STATEMENTS INVOLVE KNOWN AND UNKNOWN RISKS, UNCERTAINTIES AND OTHER FACTORS WHICH MAY CAUSE OUR ACTUAL RESULTS, PERFORMANCE OR ACHIEVEMENTS TO BE MATERIALLY DIFFERENT FROM ANY FUTURE RESULTS, PERFORMANCE OR ACHIEVEMENTS EXPRESSED OR IMPLIED BY THESE FORWARD-LOOKING STATEMENTS.

The following discussion and analysis relates to the year ended December 31, 2004 and for the period from March 5, 2003 (inception) to December 31, 2003. You should read the following discussion and analysis along with our consolidated

Edgar Filing: INLAND WESTERN RETAIL REAL ESTATE TRUST INC - Form POS AM

financial statements and the related notes included in this report.

Overview

We were formed to acquire and manage a diversified portfolio of real estate, principally multi-tenant shopping centers and single-user buildings. We operate as a real estate investment trust or REIT for Federal and state income tax purposes. We have initially focused on acquiring properties in the Western states. We have begun to acquire and plan to continue acquiring properties in the Western states. We may also acquire retail and single-user net lease properties in locations throughout the United States. We have also begun to acquire properties improved with commercial facilities which provide goods and services as well as double or triple net leased properties, which are either commercial or retail including properties acquired in sale and leaseback transactions. A triple-net leased property is one which is leased to a tenant who is responsible for the base rent and all costs and expenses associated with their occupancy including property taxes, insurance and repairs and maintenance. Inland Western Retail Real Estate Advisory Services, Inc. or our business manager/advisor has been retained to manage, for a fee, our day-to-day affairs, subject to the supervision of our board of directors.

Our goal is to purchase properties principally west of the Mississippi River and evaluate potential acquisition opportunities of properties east of the Mississippi River on a property by property basis, taking into consideration investment objectives and available funds. As of February 28, 2005 we have purchased 12 additional properties located in the states of Florida, Iowa, Louisiana, New York, North Carolina, Ohio, Oklahoma, Pennsylvania, Rhode Island, Texas, Wisconsin, and Ontario, Canada.

For the year ended December 31, 2004, we purchased 103 properties, of which 55 were not located in our primary geographical area of interest. We purchased these 55 properties because we had the unique opportunity of taking advantage of our business manager/advisor's acquisition pipeline of properties located east of the Mississippi River which generally, continue to have rates of return above those located in the Western United States. We expect this trend to continue into the next year. Our strategy in purchasing these properties was to deploy stockholder funds promptly and generate income for us as early as possible, while investing in properties which met our acquisition criteria.

During the fourth quarter of 2004, the retail sector has remained relatively stable as a result of sustained consumer spending, which has helped maintain retail sales growth despite potential terrorist threats and the Iraqi war. A modest pace of new retail construction, and the expansion strategy of some retailers, who are renting more space to maintain market share and revenue growth and offset declining same store sales have also contributed to the stability.

Our goal is to maximize the possible return to our stockholders through the acquisition, development, re-development and management of our properties consisting of neighborhood and community shopping centers and single-tenant

buildings. We actively manage our assets by leasing and releasing space at favorable rates, controlling costs, maintaining strong tenant relationships and creating additional value through redeveloping and repositioning our centers. We distribute funds generated from operations to our stockholders, and intend to continue distributions in order to maintain our REIT status.

Overall, the retail segment of the real estate industry has undergone a fundamental shift in consumer spending patterns while the grocery, drug and

Edgar Filing: INLAND WESTERN RETAIL REAL ESTATE TRUST INC - Form POS AM

discount retail sectors have remained relatively stable over the past few years. The majority of consumer purchases for general merchandise occur at discount stores or warehouse club/supercenters following the lead of industry giants Wal-Mart and Home Depot. Strength in this segment has come at a detriment to older, established retailers, whose operating costs are relatively higher, and who do not offer bulk purchasing opportunities to consumers. In addition, relatively low interest rates have resulted in the increased purchasing power of the general public, further accelerating these retail trends.

Selecting properties with high quality tenants and mitigating risk through diversifying our tenant base is at the forefront of our acquisition strategy. We believe our strategy of purchasing properties, primarily in the fastest growing areas of the country and focusing on acquisitions with tenants who provide basic goods and services will produce stable earnings and growth opportunities in future years.

We are in the process of completing our initial offering of common stock and have raised \$2,172,047,447 as of December 31, 2004. We raised on average approximately \$237 million per month during the fourth quarter of 2004.

On December 28, 2004, our second offering was declared effective for up to 250,000,000 shares of common stock at \$10 each and the issuance of up to 20,000,000 shares at \$9.50 each, which may be distributed pursuant to our DRP. We began selling shares of the second offering in January 2005.

As of December 31, 2004, we owned through separate limited partnership, limited liability company, or joint venture agreements, a portfolio of 111 properties located in Alabama, Arizona, Arkansas, California, Colorado, Connecticut, Florida, Georgia, Illinois, Indiana, Kansas, Louisiana, Maryland, Michigan, Minnesota, Missouri, Nevada, New Mexico, New York, North Carolina, Oklahoma, Pennsylvania, South Carolina, Tennessee, Texas, Utah, Washington and Wisconsin containing an aggregate of approximately 20,231,000 square feet of gross leasable area. As of December 31, 2004, approximately 97% of gross leasable area in the properties was physically leased and 99% was economically leased.

Critical Accounting Policies and Estimates

GENERAL

The following disclosure pertains to critical accounting policies and estimates we believe are most "critical" to the portrayal of our financial condition and results of operations which require our most difficult, subjective or complex judgments. These judgments often result from the need to make estimates about the effect of matters that are inherently uncertain. Critical accounting policies discussed in this section are not to be confused with accounting principles and methods disclosed in accordance with accounting principles generally accepted in the United States of America or GAAP. GAAP requires information in financial statements about accounting principles, methods used and disclosures pertaining to significant estimates. This discussion addresses our judgment pertaining to trends, events or uncertainties known which were taken into consideration upon the application of those policies and the likelihood that materially different amounts would be reported upon taking into consideration different conditions and assumptions.

ACQUISITION OF INVESTMENT PROPERTY

We allocate the purchase price of each acquired investment property between land, building and improvements, acquired above market and below market leases, in-place lease value, and any assumed financing that is determined to be above or below market terms. In addition, we allocate a portion of the purchase price to the value of customer relationships. The allocation of the purchase price is an area that requires judgment and significant estimates. We use the information

contained in the independent appraisal obtained at acquisition as the primary basis for the allocation to land and building and improvements. We determine whether any financing assumed is above or below market based

58

upon comparison to similar financing terms for similar investment properties. We also allocate a portion of the purchase price to the estimated acquired in-place lease costs based on estimated lease execution costs for similar leases as well as lost rent payments during assumed lease up period when calculating as if vacant fair values. We consider various factors including geographic location and size of leased space. We also evaluate each acquired lease based upon current market rates at the acquisition date and we consider various factors including geographical location, size and location of leased space within the investment property, tenant profile, and the credit risk of the tenant in determining whether the acquired lease is above or below market lease costs. After an acquired lease is determined to be above or below market lease costs, we allocate a portion of the purchase price to such above or below acquired lease costs based upon the present value of the difference between the contractual lease rate and the estimated market rate. However, for below market leases with fixed rate renewals, renewal periods are included in the calculation of below market in-place lease values. The determination of the discount rate used in the present value calculation is based upon the "risk free rate." This discount rate is a significant factor in determining the market valuation which requires our judgment of subjective factors such as market knowledge, economics, demographics, location, visibility, age and physical condition of the property.

IMPAIRMENT OF LONG-LIVED ASSETS

In accordance with Statement of Financial Accounting Standards or SFAS No. 144, we conduct an analysis on a quarterly basis to determine if indicators of impairment exist to ensure that the property's carrying value does not exceed its fair value. If this were to occur, we are required to record an impairment loss. The valuation and possible subsequent impairment of investment properties is a significant estimate that can and does change based on our continuous process of analyzing each property and reviewing assumptions about uncertain inherent factors, as well as the economic condition of the property at a particular point in time. No impairment losses have been taken in 2003 or 2004.

COST CAPITALIZATION AND DEPRECIATION POLICIES

Our policy is to review all expenses paid and capitalize any items exceeding \$5,000 which are deemed to be an upgrade or a tenant improvement. These costs are capitalized and are included in the investment properties classification as an addition to buildings and improvements.

Buildings and improvements are depreciated on a straight-line basis based upon estimated useful lives of 30 years for buildings and improvements, and 15 years for site improvements. The portion of the purchase price allocated to acquired above market costs and acquired below market costs are amortized on a straight-line basis over the life of the related lease as an adjustment to net rental income. Acquired in-place lease costs, customer relationship value, other leasing costs, and tenant improvements are amortized on a straight-line basis over the life of the related lease as a component of amortization expense.

The application of SFAS No. 141 and SFAS No. 142 resulted in the recognition upon acquisition of additional intangible assets and liabilities relating to our real estate acquisitions during the year ended December 31, 2004. The portion of the purchase price allocated to acquired above market lease costs and acquired below market lease costs are amortized on a straight-line basis over the life of the related lease as an adjustment to rental income. Amortization pertaining to

Edgar Filing: INLAND WESTERN RETAIL REAL ESTATE TRUST INC - Form POS AM

the above market lease costs of \$3,118,699 was applied as a reduction to rental income for the year ended December 31, 2004 and \$5,227 for the period from March 5, 2003 (inception) to December 31, 2003. Amortization pertaining to the below market lease costs of \$4,703,357 was applied as an increase to rental income for the year ended December 31, 2004 and \$15,386 for the period from March 5, 2003 (inception) to December 31, 2003.

The portion of the purchase price allocated to acquired in-place lease costs are amortized on a straight line basis over the life of the related lease. We incurred amortization expense pertaining to acquired in-place lease costs of \$9,923,630 for the year ended December 31, 2004 and \$51,773 for the period from March 5, 2003 (inception) to December 31, 2003.

The portion of the purchase price allocated to customer relationship value is amortized on a straight-line basis over the life of the related lease.

59

The table below presents the amortization during the next five years related to the acquired in-place lease intangibles, customer relationship value, acquired above market lease costs and the below market lease costs for properties owned at December 31, 2004:

| Amortization of: | 2005 | 2006 | 2007 | 2008 |
|--|-----------------|--------------|--------------|--------------|
| | ---- | ---- | ---- | ---- |
| Acquired above market lease costs | \$ (5,576,668) | (5,391,370) | (4,558,366) | (4,275,216) |
| Acquired below market lease costs | 9,930,801 | 9,166,611 | 8,238,008 | 7,337,557 |
| | | | | |
| Net rental income increase | \$ 4,354,133 | 3,775,241 | 3,679,642 | 3,062,341 |
| | | | | |
| Acquired in-place lease intangibles | \$ (25,857,397) | (25,857,397) | (25,857,397) | (25,803,230) |
| Customer relationship value | \$ (200,000) | (200,000) | (200,000) | (200,000) |

Cost capitalization and the estimate of useful lives requires our judgment and includes significant estimates that can and do change based on our process which periodically analyzes each property and on our assumptions about uncertain inherent factors.

REVENUE RECOGNITION

We recognize rental income on a straight-line basis over the term of each lease. The difference between rental income earned on a straight-line basis and the cash rent due under the provisions of the lease agreements is recorded as deferred rent receivable and is included as a component of accounts and rents receivable in the accompanying consolidated balance sheets. We anticipate collecting these amounts over the terms of the leases as scheduled rent payments are made.

Edgar Filing: INLAND WESTERN RETAIL REAL ESTATE TRUST INC - Form POS AM

Reimbursements from tenants for recoverable real estate tax and operating expenses are accrued as revenue in the period the applicable expenditures are incurred. We make certain assumptions and judgments in estimating the reimbursements at the end of each reporting period. Should the actual results differ from our judgment, the estimated reimbursement could be negatively affected and would be adjusted appropriately.

In conjunction with certain acquisitions, we receive payments under master lease agreements pertaining to certain, non-revenue producing spaces either at the time of, or subsequent to, the purchase of some of our properties. Upon receipt of the payments, the receipts are recorded as a reduction in the purchase price of the related properties rather than as rental income. These master leases were established at the time of purchase in order to mitigate the potential negative effects of loss of rent and expense reimbursements. Master lease payments are received through a draw of funds escrowed at the time of purchase and may cover a period from one to three years. These funds may be released to either us or the seller when certain leasing conditions are met. Restricted cash includes funds received by third party escrow agents, from sellers, pertaining to master lease agreements. We record such escrows as both an asset and a corresponding liability, until certain leasing conditions are met.

We record lease termination income if there is a signed termination letter agreement, all of the conditions of the agreement have been met, and the tenant is no longer occupying the property.

INTEREST RATE FUTURES CONTRACTS

We enter into interest rate futures contracts or treasury contracts as a means of reducing our exposure to rising interest rates. At inception, contracts are evaluated in order to determine if they will qualify for hedge accounting treatment and will be accounted for either on a deferral, accrual or market value basis depending on the nature of our hedge

60

strategy and the method used to account for the hedged item. Hedge criteria include demonstrating the manner in which the hedge will reduce risk, identifying the specific asset, liability or firm commitment being hedged, and citing the time horizon being hedged.

For the year ended December 31, 2004, the Company entered into treasury contracts with a futures commission merchant with yields ranging from 3.27% to 3.85% for 5 year treasury contracts and 4.00% to 4.63% for 10 year treasury contracts. On December 31, 2004, the treasury contracts had a liquidation value of \$46,005 resulting in a loss of \$3,666,894 for the year ended December 31, 2004. As these treasury contracts are not offsetting future commitments and therefore do not qualify as hedges, the net loss is recognized currently in earnings.

Liquidity and Capital Resources

GENERAL

Our principal demands for funds have been for property acquisitions, for the payment of operating expenses and distributions, and for the payment of interest on outstanding indebtedness. Generally, cash needs for items other than property acquisitions have been met from operations, and property acquisitions have been funded by a public offering of our shares of common stock. However, there may be a passage of time between the sale of the shares and our purchase of properties, which may result in a delay in the benefits to stockholders of returns generated from property operations. Our business manager/advisor evaluates potential

Edgar Filing: INLAND WESTERN RETAIL REAL ESTATE TRUST INC - Form POS AM

additional property acquisitions and Inland Real Estate Acquisitions, Inc., one of the affiliates of our sponsor, engages in negotiations with sellers on our behalf. After a purchase contract is executed which contains specific terms, the property will not be purchased until due diligence, which includes review of the title insurance commitment, an appraisal and an environmental analysis, is successfully completed. In some instances, the proposed acquisition still requires the negotiation of final binding agreements, which may include financing documents. During this period, we may decide to temporarily invest any unused proceeds from the offering in certain investments that could yield lower returns than other investments, such as the acquisition of properties. These lower returns may affect our ability to make distributions.

Potential future sources of capital include proceeds from the public or private offering of our equity or debt securities, secured or unsecured financings from banks or other lenders, proceeds from the sale of properties, as well as undistributed funds from operations. We anticipate that during the current year we will (i) acquire additional existing shopping centers and net leased properties, (ii) begin to develop additional shopping center sites and (iii) continue to pay distributions to stockholders, and each is expected to be funded mainly from proceeds of our public offerings of shares, cash flows from operating activities, financings and other external capital resources available to us.

Our leases typically provide that the tenant bears responsibility for substantially all property costs and expenses associated with ongoing maintenance and operation, including utilities, property taxes and insurance. In addition, in some instances our leases provide that the tenant is responsible for roof and structural repairs. Certain of our properties are subject to leases under which we retain responsibility for certain costs and expenses associated with the property. We anticipate that capital demands to meet obligations related to capital improvements with respect to properties will be minimal for the foreseeable future and can be met with funds from operations and working capital. We believe that our current capital resources (including cash on hand) and anticipated financings are sufficient to meet our liquidity needs for the foreseeable future.

LIQUIDITY

OFFERING. As of December 31, 2004, subscriptions for the initial public offering for a total of 217,467,878 shares had been received from the public, which include the 20,000 shares issued to the business manager/advisor and 3,079,003 shares sold pursuant to the DRP as of December 31, 2004. As a result of such sales, we received a total of \$2,172,047,447 of gross offering proceeds for the initial public offering as of December 31, 2004.

On December 28, 2004, our second offering was declared effective for up to 250,000,000 shares of common stock at \$10 each and the issuance of up to 20,000,000 shares at \$9.50 each, which may be distributed pursuant to our DRP. We began selling shares of the second offering in early January 2005.

MORTGAGE DEBT. Mortgage loans outstanding as of December 31, 2004 were \$1,782,538,627 and had a weighted average interest rate of 4.58%. Of this amount, \$1,635,745,627 had fixed rates ranging from 3.96% to 8.02% and a weighted average fixed rate of 4.67% at December 31, 2004. The rate of 8.02% represented the interest rate on the mortgage for Cardiff Hall East (Cardiff), a joint venture entity which we consolidate. Excluding the Cardiff mortgage, the highest fixed rate on our mortgage debt was 6.34%. The remaining \$146,793,000 represented variable rate loans with a weighted average interest rate of 3.55% at December 31, 2004. As of December 31, 2004, scheduled maturities for our

Edgar Filing: INLAND WESTERN RETAIL REAL ESTATE TRUST INC - Form POS AM

outstanding mortgage indebtedness had various due dates through August 2023.

During the period from January 1, 2005 through February 28, 2005 we obtained mortgage financing on properties that we purchased during 2004 and 2005 totaling approximately \$276 million that require monthly payments of interest only and bear interest at a range of 4.30% to 5.69% per annum.

LINE OF CREDIT. On December 24, 2003, we entered into a \$150,000,000 unsecured line of credit arrangement with a bank for a period of one year. The funds from this line of credit were used to provide liquidity from the time a property was purchased until permanent debt was placed on the property. We were required to pay interest only on the outstanding balance from time to time under the line at the rate equal to LIBOR plus 175 basis points. We were also required to pay, on a quarterly basis, an amount ranging from .15% to .30%, per annum, on the average daily undrawn funds remaining under this line. The line of credit required compliance with certain covenants, such as debt service ratios, minimum net worth requirements, distribution limitations and investment restrictions. As of December 31, 2003, we were in compliance with such covenants. In connection with obtaining this line of credit, we paid fees in an amount totaling approximately \$1,044,000 (which included a .65% commitment fee). The outstanding balance on the line of credit was \$5,000,000 as of December 31, 2003 with an effective interest rate of 2.9375% per annum.

On December 16, 2004, we terminated the existing line of credit agreement and executed a new unsecured line of credit facility with a bank for up to \$100,000,000 with an optional unsecured borrowing capacity of \$150,000,000 for a total unsecured borrowing capacity of \$250,000,000. The facility has an initial term of one year with two one-year extension options, with an annual variable interest rate. The funds from this line of credit may be used to provide liquidity from the time a property is purchased until permanent debt is placed on that property. The line of credit requires interest only payments monthly at the rate equal to the London InterBank Offered Rate or LIBOR plus 175 basis points which ranged from 2.34% to 2.42% during the quarter ended December 31, 2004. We are also required to pay, on a quarterly basis, an amount ranging from .15% to .25%, per annum, on the average daily undrawn funds under this line. The line of credit requires compliance with certain covenants, such as debt service ratios, minimum net worth requirements, distribution limitations and investment restrictions. As of December 31, 2004, we were in compliance with such covenants. There was no outstanding balance on the line as of December 31, 2004.

STOCKHOLDER LIQUIDITY. We provide the following programs to facilitate investment in the shares and to provide limited, interim liquidity for stockholders until such time as a market for the shares develops:

The DRP allows stockholders who purchase shares pursuant to the offerings to automatically reinvest distributions by purchasing additional shares from us. Such purchases will not be subject to selling commissions or the marketing contribution and due diligence expense allowance and will be sold at a price of \$9.50 per share. As of December 31, 2004, we issued 3,079,003 shares pursuant to the DRP for an aggregate amount of \$29,250,830.

Subject to certain restrictions, the SRP provides existing stockholders with limited, interim liquidity by enabling them to sell shares back to us at the following prices:

- One year from the purchase date, at \$9.25 per share;
- Two years from the purchase date, at \$9.50 per share;
- Three years from the purchase date, at \$9.75 per share; and
- Four years from the purchase date, at the greater of \$10.00 per share, or a price equal to 10 times our "funds available for distribution" per weighted average shares outstanding for the prior calendar year.

Edgar Filing: INLAND WESTERN RETAIL REAL ESTATE TRUST INC - Form POS AM

Shares purchased by us will not be available for resale. As of December 31, 2004, 10,350 shares have been repurchased for a total of \$192,667.

62

CAPITAL RESOURCES

We expect to meet our short-term operating liquidity requirements generally through our net cash provided by property operations. We also expect that our properties will generate sufficient cash flow to cover our operating expenses plus pay a monthly distribution on our weighted average shares. Operating cash flows are expected to increase as additional properties are added to our portfolio.

We believe that we should put mortgage debt on or leverage our properties at approximately 50% of their value. We also believe that we can borrow at the lowest overall cost of funds or interest rate by placing individual financing on each of our properties. Accordingly, mortgage loans will generally have been placed on each property at the time that the property is purchased, or shortly thereafter, with the property solely securing the financing.

During the year ended December 31, 2004, we closed on mortgage debt with a principal amount of \$1,753,086,923. Of this amount, \$1,606,293,923 represented fixed rate loans which bear interest rates between 3.96% and 8.02%. The rate of 8.02% represented the interest rate on the mortgage for Cardiff Hall East (Cardiff), a joint venture entity which we consolidate. Excluding the Cardiff mortgage, the highest fixed rate on our mortgage debt was 6.34%. The remaining \$146,793,000 represented variable rate loans with a weighted average interest rate of 3.55% at December 31, 2004.

With the exception of the mortgage loans on Plaza Santa Fe II, Shops at Forest Commons and Henry Town Center, all of the loans that closed during the year ended December 31, 2004 may be prepaid with a penalty after specific lockout periods. The mortgage loans on Plaza Santa Fe II, Shops at Forest Commons and Henry Town Center, have no prepayment privileges.

We have entered into interest rate lock agreements with various lenders to secure interest rates on mortgage debt on properties we currently own or will purchase in the future. We have outstanding rate lock deposits in the amount of \$2,826,055 as of December 31, 2004 which are applied as credits to the mortgage fundings as they occur. These agreements lock interest rates from 4.45% to 5.12% for periods from 60 days to 90 days on approximately \$240 million in principal.

During the period from January 1, 2005 to February 28, 2005, we entered into rate lock agreements which lock interest rates from 4.47% to 4.69% for periods from 30 days to 90 days on approximately \$300 million in principal.

Although the loans we closed are generally non-recourse, occasionally, when it is deemed to be advantageous, we may guarantee all or a portion of the debt on a full-recourse basis. Individual decisions regarding interest rates, loan-to-value, fixed versus variable-rate financing, maturity dates and related matters are often based on the condition of the financial markets at the time the debt is incurred, which conditions may vary from time to time.

Distributions are determined by our board of directors with the advice of our business manager/advisor and are dependent on a number of factors, including the amount of funds available for distribution, flow of funds, our financial condition, any decision by our board of directors to reinvest funds rather than to distribute the funds, our capital expenditures, the annual distribution required to maintain REIT status under the Internal Revenue Code and other

Edgar Filing: INLAND WESTERN RETAIL REAL ESTATE TRUST INC - Form POS AM

factors the board of directors may deem relevant.

CASH FLOWS FROM OPERATING ACTIVITIES

Net cash generated from operating activities was approximately \$63,520,000 for the year ended December 31, 2004 and \$724,000 for the period from March 5, 2003 (inception) to December 31, 2003. The increase in net cash provided by operating activities for the year ended December 31, 2004 compared to prior year is due primarily to the additional rental revenues and income generated from the operations of 103 additional properties purchased during the year ended December 31, 2004, compared to eight properties purchased for the period from March 5, 2003 (inception) to December 31, 2003.

CASH FLOWS FROM INVESTING ACTIVITIES

63

Cash flows used in investing activities were approximately \$3,243,055,000 for the year ended December 31, 2004 and \$133,425,000 for the period from March 5, 2003 (inception) to December 31, 2003. The cash flows used in investing activities were primarily due to the acquisition of 103 and eight properties for approximately \$3,201,247,000 and \$127,196,000 during the year ended December 31, 2004 and the period from March 5, 2003 (inception) to December 31, 2003, respectively.

As of February 28, 2005, we had approximately \$550 million available for investment in additional properties. As of February 28, 2005, we are considering the acquisition of approximately \$226 million in properties. We are currently in the process of obtaining financings on properties which have been purchased, as well as certain of the properties which we anticipate purchasing. It is our intention to finance each of our acquisitions either at closing or subsequent to closing. As a result of the intended financings and based on our current experience in raising funds in our offerings, we believe that we will have sufficient resources to acquire these properties.

CASH FLOWS FROM FINANCING ACTIVITIES

Cash flows provided by financing activities were approximately \$3,356,378,000 for the year ended December 31, 2004 and \$197,082,000 for the period from March 5, 2003 (inception) to December 31, 2003. We generated proceeds from the sale of shares, net of offering costs paid and shares repurchased, of approximately \$1,774,231,000 and \$166,552,000, respectively. We generated approximately \$1,653,523,000 and \$29,627,000 from the issuance of new mortgages secured by 97 and two of our properties. We generated \$165,000,000 and \$5,000,000 from funding on the line of credit. We paid approximately \$16,613,000 and \$4,023,000 for loan fees and approximately \$54,542,000 and \$358,000 in distributions to our stockholders. The sponsor has agreed to advance us amounts to pay a portion of these distributions until funds available for distribution are sufficient to cover distributions. In addition, \$170,000,000 and \$0 was paid off on the line of credit for the year ended December 31, 2004 and the period from March 5, 2003 (inception) to December 31, 2003, respectively.

Given the current size of our offerings, as of February 28, 2005, we could raise approximately \$2.4 billion of additional capital. However, there can be no assurance that we will raise this amount of money or that we will be able to acquire additional attractive properties.

We are exposed to interest rate changes primarily as a result of our long-term debt used to maintain liquidity and fund capital expenditures and expansion of our real estate investment portfolio and operations. Our interest rate risk management objectives are to limit the impact of interest rate changes on

Edgar Filing: INLAND WESTERN RETAIL REAL ESTATE TRUST INC - Form POS AM

earnings and cash flows and to lower our overall borrowing costs. To achieve our objectives we borrow primarily at fixed rates or variable rates with the lowest margins available and, in some cases, with the ability to convert variable rates to current market fixed rates at the time of conversion.

Effects of Transactions with Related and Certain Other Parties

SERVICES PROVIDED BY AFFILIATES OF THE BUSINESS MANAGER/ADVISOR As of December 31, 2004 and December 31, 2003, we had incurred \$234,014,231 and \$22,144,814, respectively of offering costs, of which \$175,508,624 and \$16,854,779, respectively were paid or accrued to affiliates. In accordance with the terms of our offerings, our business manager/advisor has guaranteed payment of all public offering expenses (excluding sales commissions and the marketing contribution and the due diligence expense allowance) in excess of 5.5% of the gross proceeds of the offerings or gross offering proceeds or all organization and offering expenses (including selling commissions) which together exceed 15% of gross offering proceeds. As of December 31, 2004 and December 31, 2003, offering costs did not exceed the 5.5% and 15% limitations. We anticipate that these costs will not exceed these limitations upon completion of the offerings. Any excess amounts at the completion of the offerings will be reimbursed by our business manager/advisor.

Our business manager/advisor and its affiliates are entitled to reimbursement for salaries and expenses of employees of our business manager/advisor and its affiliates relating to the offerings. In addition, an affiliate of our business manager/advisor is entitled to receive selling commissions, and the marketing contribution and due diligence expense allowance from us in connection with the offerings. Such costs are offset against the stockholders' equity accounts.

64

Such costs totaled \$175,508,624 and \$16,859,779, of which \$2,879,894 and \$1,061,791 were unpaid at December 31, 2004 and December 31, 2003, respectively.

Our business manager/advisor and its affiliates are entitled to reimbursement for general and administrative expenses relating to our administration. Such costs are included in general and administrative expenses to affiliates, in addition to costs that were capitalized pertaining to property acquisitions. During the year ended December 31, 2004 and the period from March 5, 2003 (inception) to December 31, 2003, we incurred \$1,542,986 and \$194,017 of these costs, respectively, of which \$957,471 and \$40,703 remained unpaid as of December 31, 2004 and December 31, 2003, respectively, and are included in Due to affiliates on the Consolidated Balance Sheets.

An affiliate of our business manager/advisor provides loan servicing to us for an annual fee. Such costs are included in property operating expenses to affiliates. The agreement allows for annual fees totaling .03% of the first \$1 billion in mortgage balance outstanding and .01% of the remaining mortgage balance, payable monthly. Such fees totaled \$140,859 for the year ended December 31, 2004 and \$328 for the period from March 5, 2003 (inception) to December 31, 2003.

We use the services of an affiliate of our business manager/advisor to facilitate the mortgage financing that we obtained on some of the properties purchased. We pay the affiliate .02% of the principal balance of mortgage loans obtained. Such costs are capitalized as loan fees and amortized over the respective loan term. During the year ended December 31, 2004 and for the period from March 5, 2003 (inception) to December 31, 2003, we paid loan fees totaling \$3,475,472 and \$59,523, respectively, to this affiliate.

We may pay an advisor asset management fee of not more than 1% of our average

Edgar Filing: INLAND WESTERN RETAIL REAL ESTATE TRUST INC - Form POS AM

assets. Our average asset value is defined as the average of the total book value, including acquired intangibles, of our real estate assets invested in equity interests plus our loans receivable secured by real estate, before reserves for depreciation, reserves for bad debt or other similar non-cash reserves. We compute our average assets by taking the average of these values at the end of each month for which we are calculating the fee. The fee would be payable quarterly in an amount equal to 1/4 of 1% of average assets as of the last day of the immediately preceding quarter. For any year in which we qualify as a REIT, our advisor must reimburse us for the following amounts if any: (1) the amounts by which our total operating expenses, the sum of the advisor asset management fee plus other operating expenses, paid during the previous fiscal year exceed the greater of: (i) 2% of our average assets for that fiscal year, or (ii) 25% of our net income for that fiscal year; plus (2) an amount, which will not exceed the advisor asset management fee for that year, equal to any difference between the total amount of distributions to stockholders for that year and the 6% minimum annual return on the net investment of stockholders. For the year ended December 31, 2004 and the period from March 5, 2003 (inception) to December 31, 2003, we neither paid nor accrued such fees because our business manager/advisor agreed to forego such fees for those periods.

The property managers, entities owned principally by individuals who are affiliates of our business manager/advisor, are entitled to receive property management fees totaling 4.5% of gross operating income, for management and leasing services. We incurred property management fees of \$5,381,721 and \$16,627 for the year ended December 31, 2004 and the period from March 5, 2003 (inception) to December 31, 2003, respectively. None remained unpaid as of December 31, 2004 or December 31, 2003.

We established a discount stock purchase policy for our affiliates and affiliates of our business manager/advisor that enables the affiliates to purchase shares of common stock at either \$8.95 or \$9.50 a share depending on when the shares are purchased. We sold 605,060 and 59,497 shares of common stock to affiliates and recognized an expense related to these discounts of \$427,122 and \$62,472 for the year ended December 31, 2004 and the period from March 5, 2003 (inception) to December 31, 2003, respectively.

As of December 31, 2004 and December 31, 2003, we were due funds from our affiliates in the amount of \$654,004 and \$918,750, respectively, which is comprised of \$654,004 and \$845,000, respectively, which is due from our sponsor for reimbursement of a portion of distributions paid. The remaining \$73,750 as of December 31, 2003 is due from an affiliate for costs paid on their behalf by us. Our sponsor has agreed to advance to us amounts to pay a portion of distributions to our stockholders until funds available for distribution are sufficient to cover the distributions. Our sponsor forgave \$2,369,139 of these amounts during the second quarter of 2004 and these funds are no longer due. As

65

of December 31, 2004 and December 31, 2003, we owe funds to our sponsor in the amount of \$3,522,670 and \$1,202,519, respectively, for repayment of the funds advanced for payment of distributions.

Off-Balance Sheet Arrangements, Contractual Obligations, Liabilities and Contracts and Commitments

The table below presents our obligations and commitments to make future payments under debt obligations and lease agreements as of December 31, 2004.

| Contractual Obligations | Payments due by period |
|-------------------------|------------------------|
|-------------------------|------------------------|

Edgar Filing: INLAND WESTERN RETAIL REAL ESTATE TRUST INC - Form POS AM

| | Total | Less than 1 year | 1-3 years | 3-5 |
|-----------------------|------------------|---------------------|-------------|-----|
| Long-Term Debt: | | | | |
| Fixed rate | \$ 2,065,626,447 | 77,170,997 | 210,970,182 | 1,1 |
| Variable rate | 168,873,039 | 20,552,746 | 10,900,759 | 1 |
| Ground lease payments | \$ 358,535,876 | 3,186,464 | 6,426,415 | |

The table includes interest payments to which we are contractually obligated under long term debt agreements.

We lease land under non-cancelable leases at certain of the properties expiring in various years from 2028 to 2096. The property attached to the land will revert back to the lessor at the end of the lease.

CONTRACTS AND COMMITMENTS

We have closed on several properties which have earnout components, meaning that we did not pay for portions of these properties that were not rent producing. We are obligated, under certain agreements, to pay for those portions when the tenant moves into its space and begins to pay rent. The earnout payments are based on a predetermined formula. Each earnout agreement has a time limit regarding the obligation to pay any additional monies. If at the end of the time period allowed certain space has not been leased and occupied, we will own that space without any further obligation. Based on pro forma leasing rates, we may pay as much as \$189,042,868 in the future, as retail space covered by earnout agreements is occupied and becomes rent producing.

During 2004, we entered into two installment note agreements in which we are obligated to fund up to a total of \$33,398,314. The notes maintain stated interest rates of 6.993% and 7.5572% per annum and mature in July 2005 and August 2005, respectively. Each note requires monthly interest payments with the entire principal balance due at maturity. The combined receivable balance at December 31, 2004 was \$31,771,731. Therefore, we may be required to fund up to an additional \$1,626,583 on these notes.

We have obtained three irrevocable letters of credit related to loan fundings against earnout spaces at certain properties. Once we purchase the remaining portion of these properties and meet certain occupancy requirements, the letters of credit will be released. The balance of outstanding letters of credit at December 31, 2004 is \$11,573,100.

In connection with the purchase of one of our properties, we received a price adjustment in the amount of \$763,072 related to spaces that were vacant at the time of closing. If at any time during the next two years the seller is able to lease that space under conditions satisfactory to us, we are obligated to pay the seller a pro-rata share of the purchase price reduction.

We have entered into interest rate lock agreements with various lenders to secure interest rates on mortgage debt on properties we currently own or will purchase in the future. We have outstanding rate lock deposits in the amount of \$2,826,055 as of December 31, 2004 which are applied as credits to the mortgage fundings as they occur. These agreements lock interest rates from 4.45% to 5.12% for periods from 60 days to 90 days on approximately \$240 million in principal.

Edgar Filing: INLAND WESTERN RETAIL REAL ESTATE TRUST INC - Form POS AM

Subsequent to December 31, 2004, we purchased 12 properties for a purchase price of approximately \$260 million. In addition, we are currently considering acquiring nine properties for an estimated purchase price of \$226 million. Our decision to acquire each property generally depends upon no material adverse change occurring relating to the property, the tenants or in the local economic conditions, and our receipt of satisfactory due diligence information including appraisals, environmental reports and lease information prior to purchasing the property.

Results of Operations

GENERAL

The following discussion is based primarily on our consolidated financial statements as of December 31, 2004 and for the period from March 5, 2003 (inception) to December 31, 2003.

| Quarter Ended ----- | Properties Purchased per Quarter ----- | Square Feet Acquired ----- | Purchase Price ----- |
|------------------------|---|-------------------------------------|-------------------------|
| March 31, 2003 | None | N/A | N/A |
| June 30, 2003 | None | N/A | N/A |
| September 30, 2003 | None | N/A | N/A |
| December 31, 2003 | 8 | 797,551 | \$ 127,195,000 |
| March 31, 2004 | 11 | 2,115,280 | \$ 384,053,000 |
| June 30, 2004 | 23 | 4,177,286 | \$ 713,925,000 |
| September 30, 2004 | 26 | 5,705,453 | \$ 869,128,000 |
| December 31, 2004 | 43 | 7,435,554 | \$ 1,241,693,000 |
| ----- | | | |
| Total | 111 | 20,231,124 | \$ 3,335,994,000 |
| ===== | | | |

RENTAL INCOME, TENANT RECOVERIES AND OTHER PROPERTY INCOME. Rental income consists of basic monthly rent and percentage rental income due pursuant to tenant leases. Tenant recovery and other property income consist of property operating expenses recovered from the tenants including real estate taxes, property management fees and insurance. Rental income was \$106,424,663 and \$606,646 and all additional property income was \$23,979,918 and \$137,988 for the year ended December 31, 2004 and for the period from March 5, 2003 (inception) to December 31, 2003, respectively.

OTHER INCOME. Other income consists of interest income earned primarily on short term investments that are held by us and other non-operating income earned by us. Other income was \$3,681,067 and \$37,648, respectively, for the year ended December 31, 2004 and the period from March 5, 2003 (inception) to December 31, 2003.

GENERAL AND ADMINISTRATIVE EXPENSES. General and administrative expenses consist of salaries and computerized information services costs reimbursed to affiliates for maintaining our accounting and investor records, affiliates common share purchase discounts, insurance, postage, printer costs and fees paid to accountants and lawyers. These expenses were \$4,857,101 for the year ended December 31, 2004 and \$459,476 for the period from March 5, 2003 (inception) to December 31, 2003 and resulted from increased services required as we acquire properties and grow our portfolio of investment properties and our investor base.

Edgar Filing: INLAND WESTERN RETAIL REAL ESTATE TRUST INC - Form POS AM

PROPERTY OPERATING EXPENSES. Property operating expenses consist of property management fees and property operating expenses, including real estate taxes, costs of owning and maintaining shopping centers, insurance, and maintenance to the exterior of the buildings and the parking lots. These expenses were \$32,521,195 for the year ended December 31, 2004 and \$143,244 for the period from March 5, 2003 (inception) to December 31, 2003.

DEPRECIATION AND AMORTIZATION. Depreciation expense was \$36,113,611 and \$140,497 and is due to depreciation on the properties owned during the year ended December 31, 2004 and the period from March 5, 2003 (inception) to December 31, 2003, respectively. Amortization expense was \$11,859,597 and \$76,608, respectively, and is due to the application of SFAS 141 and SFAS 142 resulting from the amortization of intangible assets of approximately \$250

67

million and loan and leasing fees of \$12 million during the year ended December 31, 2004 and intangible assets of approximately \$9 million and loan and leasing fees of \$1 million during the period from March 5, 2003 (inception) to December 31, 2003.

INTEREST. Interest was \$33,174,623 for the year ended December 31, 2004 and is due to the financing on 97 properties as of December 31, 2004 and funds drawn during the first quarter of 2004 on the line of credit. Interest was \$135,735 for the period from March 5, 2003 (inception) to December 31, 2003 and is due to the financing on two properties as of December 31, 2003.

Subsequent Events

We issued 42,629,352 shares of common stock and repurchased 28,459 shares of common stock from January 1, 2005 through February 28, 2005, resulting in a total of 260,058,421 shares of common stock outstanding. As of February 28, 2005, subscriptions for a total of 255,692,354 shares were received resulting in total gross offering proceeds of \$2,555,826,905. An additional 4,404,876 shares were issued pursuant to the DRP for \$41,846,623 of additional gross proceeds and 38,809 were repurchased in connection with the SRP for \$455,916.

We paid distributions of \$11,377,712 and \$12,232,404 to its stockholders in January and February 2005, respectively.

We have acquired the following properties during the period January 1 to February 28, 2005. The respective acquisitions are detailed in the table below.

| DATE ACQUIRED ----- | PROPERTY ----- | YEAR BUILT ----- | APPROXIMATE PURCHASE PRICE (\$) ----- | GROSS LE ARE (SQ. F ----- |
|---------------------------|---|------------------------|--|------------------------------------|
| 01/05/05 | Fairgrounds Plaza Middletown, NY | 2002- 2004 | 21,994,125 | |
| 01/06/05 | Maytag Distribution Center Iowa City, IA | 2004 | 23,159,499 | |
| 01/10/05 | Midtown Center Milwaukee, WI | 1986- 1987 | 53,000,000 | |
| 01/10/05 | Hobby Lobby | 2004 | 5,500,000 | |

Edgar Filing: INLAND WESTERN RETAIL REAL ESTATE TRUST INC - Form POS AM

Concord, NC

| | | | |
|----------|---|----------------|------------|
| 01/19/05 | Stanley Works/Mac Tools Westerville, OH | 2004 | 10,000,000 |
| 01/25/05 | American Express Markham, Ontario, Canada | 1983 & 1987 | 42,000,000 |
| 01/28/05 | Academy Sports San Antonio, TX | 2004 | 7,150,000 |
| 02/01/05 | Magnolia Square Houma, LA | 2004 | 19,113,739 |
| 02/02/05 | Cottage Plaza Pawtucket, RI | 2004-2005 | 23,439,950 |
| 02/09/05 | The Village at Quail Springs Oklahoma City, OK | 2003-2004 | 10,428,978 |
| 02/11/05 | Holliday Towne Center Duncansville, PA | 2003 | 14,827,645 |

68

| DATE ACQUIRED ----- | PROPERTY ----- | YEAR BUILT ----- | APPROXIMATE PURCHASE PRICE (\$) ----- | GROSS LEASABLE AREA (SQ. FT.) ----- |
|---------------------------|---------------------------------|------------------------|--|--|
| 02/18/05 | Trenton Crossing McAllen, TX | 2003 | 29,212,209 | 221,019 |

Hob
Ros
Mar

The mortgage debt and financings obtained during the period January 1 to February 28, 2005, are detailed in the table below.

| DATE FUNDED ----- | MORTGAGE PAYABLE ----- | ANNUAL INTEREST RATE ----- | MATURIT DATE ----- |
|-------------------------|--|-------------------------------|--------------------------|
| 01/05/05 | Fairgrounds Plaza Middletown, NY | 5.690% | 02/01/3 |
| 01/24/05 | Hobby Lobby Concord, NC | 5.115% | 02/01/1 |
| 01/25/05 | American Express Markham, Ontario, Canada | 4.2975% | 02/01/1 |
| 01/28/05 | Coram Plaza Coram, NY | 4.550% | 02/01/1 |

Edgar Filing: INLAND WESTERN RETAIL REAL ESTATE TRUST INC - Form POS AM

| | | | |
|----------|--|---------|---------|
| 01/31/05 | Low Country Village II Bluffton, SC | 5.130% | 05/01/0 |
| 01/31/05 | Irmo Station Irmo, SC | 5.1236% | 02/01/1 |
| 02/01/05 | Evans Towne Centre Evans, GA | 4.670% | 02/01/1 |
| 02/03/05 | Magnolia Square Houma, LA | 5.115% | 03/01/1 |
| 02/04/05 | Green's Corner Cumming, GA | 4.500% | 02/11/1 |
| 02/04/05 | Newton Crossroads Covington, GA | 4.500% | 02/11/1 |
| 02/04/05 | Stilesboro Oaks Acworth, GA | 4.500% | 02/11/1 |
| 02/09/05 | Five Forks Simpsonville, NC | 4.815% | 02/11/1 |
| 02/14/05 | University Town Center Tuscaloosa, AL | 4.430% | 03/01/1 |
| 02/14/05 | Edgemont Town Center Homewood, AL | 4.430% | 03/01/1 |
| 02/15/05 | Southlake Town Square Southlake, TX | 4.550% | 03/11/1 |
| 02/17/05 | Midtown Center Milwaukee, WI | 4.460% | 03/11/1 |
| 02/17/05 | McAllen Shopping Center McAllen, TX | 5.060% | 03/01/1 |

69

| DATE FUNDED | MORTGAGE PAYABLE | ANNUAL INTEREST RATE | MATURITY DATE |
|-------------|---|----------------------|---------------|
| 02/18/05 | Southlake Town Square II Southlake, TX | 4.550% | 03/11/1 |
| 02/18/05 | Mesa Fiesta Mesa, AZ | 5.300% | 02/01/1 |
| 02/24/05 | Academy Sports San Antonio, TX | 5.060% | 03/01/1 |
| 02/25/05 | The Village at Quail Springs Oklahoma City, OK | 5.060% | 03/01/1 |

Edgar Filing: INLAND WESTERN RETAIL REAL ESTATE TRUST INC - Form POS AM

We are obligated under earnout agreements to pay for certain tenant space in our existing properties after the tenant moves into its space and begins paying rent. During the period from January 1 to February 28, 2005, we funded earnouts totaling \$20,552,372 at seven of our existing properties.

We are currently considering acquiring nine properties for an estimated purchase price of \$226 million. Our decision to acquire each property will generally depend upon no material adverse change occurring relating to the property, the tenants or in the local economic conditions, and our receipt of satisfactory due diligence information including appraisals, environmental reports and lease information prior to purchasing the property.

During the period from January 1, 2005 to February 28, 2005, we entered into rate lock agreements which lock interest rates from 4.47% to 4.69% for periods from 30 days to 90 days on approximately \$300 million in principal.

Inflation

For our multi-tenant shopping centers, inflation is likely to increase rental income from leases to new tenants and lease renewals, subject to market conditions. Our rental income and operating expenses for those properties owned, or to be owned and operated under net leases, are not likely to be directly affected by future inflation, since rents are or will be fixed under the leases and property expenses are the responsibility of the tenants. The capital appreciation of net leased properties is likely to be influenced by interest rate fluctuations. To the extent that inflation determines interest rates, future inflation may have an effect on the capital appreciation of net leased properties. As of December 31, 2004, we owned 24 single-user net leased properties.

QUANTITATIVE AND QUALITATIVE DISCLOSURES ABOUT MARKET RISK

We may be exposed to interest rate changes primarily as a result of long-term debt used to maintain liquidity and fund capital expenditures and expansion of our real estate investment portfolio and operations. Our interest rate risk management objectives will be to limit the impact of interest rate changes on earnings and cash flows and to lower its overall borrowing costs. To achieve our objectives we will borrow primarily at fixed rates or variable rates with the lowest margins available and in some cases, with the ability to convert variable rates to fixed rates.

We may use derivative financial instruments to hedge exposures to changes in interest rates on loans secured by our properties. To the extent we do, we are exposed to credit risk and market risk. Credit risk is the failure of the counterparty to perform under the terms of the derivative contract. When the fair value of a derivative contract is positive, the counterparty owes us, which creates credit risk for us. When the fair value of a derivative contract is negative, we owe the counterparty and, therefore, it does not possess credit risk. It is our policy to enter into these transactions with the same party providing the financing, with the right of offset. In the alternative, we will minimize the credit risk in derivative instruments by entering into transactions with high-quality counterparties. Market risk is the adverse effect on the value of a financial instrument that results from a change in interest rates. The market risk associated with interest-rate contracts is managed by establishing and monitoring parameters that limit the types and degree of market risk that may be undertaken.

For the year ended December 31, 2004, we entered into treasury contracts with a futures commission merchant with yields ranging from 3.27% to 3.85% for 5 year treasury contracts and 4.00% to 4.63% for 10 year treasury contracts.

Edgar Filing: INLAND WESTERN RETAIL REAL ESTATE TRUST INC - Form POS AM

On December 31, 2004, the treasury contracts had a liquidation value of \$46,005 resulting in a loss of \$3,666,894 for the year ended December 31, 2004. As these treasury contracts are not offsetting future commitments and therefore do not qualify as hedges, the net loss is recognized currently in earnings. To offset the net loss recognized on the treasury contracts, we took advantage of the lower treasury yields which caused the loss on the treasury contracts and secured permanent financing in the amount of approximately \$835,000,000 for pending acquisitions.

With regard to variable rate financing, we assess interest rate cash flow risk by continually identifying and monitoring changes in interest rate exposures that may adversely impact expected future cash flows and by evaluating hedging opportunities. We maintain risk management control systems to monitor interest rate cash flow risk attributable to both of our outstanding or forecasted debt obligations as well as our potential offsetting hedge positions. The risk management control systems involve the use of analytical techniques, including cash flow sensitivity analysis, to estimate the expected impact of changes in interest rates on our future cash flows.

While this hedging strategy is intended to reduce our exposure to interest rate fluctuations, the result may be a reduction in overall returns on your investment.

The fair value of our debt approximates its carrying amount as of December 31, 2004.

Our interest rate risk is monitored using a variety of techniques. The table below presents the principal amounts and weighted average interest rates by year and expected maturity to evaluate the expected cash flows and sensitivity to interest rate changes.

| | 2005 ----- | 2006 ----- | 2007 ----- | 2008 ----- | ----- |
|--------------------------------|---------------|---------------|---------------|---------------|-------|
| Maturing debt | | | | | |
| Fixed rate debt | | | | | |
| (mortgage loans) | 920,574 | 981,221 | 57,906,321 | 47,322,706 | 960 |
| Variable rate debt | | | | | |
| (including note payable) | 15,672,533 | 1,212,575 | 637,533 | 637,533 | 111 |
| Average interest rate on debt: | | | | | |
| Fixed rate debt | 5.91% | 5.92% | 4.50% | 4.67% | |
| Variable rate debt | 4.23% | 3.56% | 4.75% | 4.75% | |

We have \$147,368,042 of debt (including note payable) bearing variable rate interest averaging 3.55% as of December 31, 2004. An increase in the variable interest rate on this debt constitutes a market risk. If interest rates increase by 1%, based on debt outstanding as of December 31, 2004, interest expense increases by \$1,473,680 on an annual basis.

The table incorporates only those exposures that exist as of December 31, 2004. It does not consider those exposures or positions that could arise after that date. The information presented herein is merely an estimate and has limited predictive value. As a result, the ultimate realized gain or loss with respect to interest rate fluctuations will depend on the exposures that arise during the period, our hedging strategies at that time, and future changes in the level of

interest rates.

SHARES ELIGIBLE FOR FUTURE SALE

INDEPENDENT DIRECTOR STOCK OPTION PLAN

THE DISCUSSION INCLUDED IN THIS SUBSECTION, WHICH STARTS ON PAGE 333 OUR PROSPECTUS, IS SUPERCEDED IN THE ENTIRETY AND REPLACED BY THE FOLLOWING:

We have established an independent director stock option plan for the purpose of attracting and retaining independent directors. See "Management--Independent Director Stock Option Plan." We have issued in the aggregate options to purchase 17,500 shares of our common stock to our independent directors, at the exercise price of \$8.95 per share.

71

One-third of the shares will be exercisable upon their grant. An additional 63,500 shares will be available for future option grants under the independent director stock option plan. See "Management--Independent Director Stock Option Plan" for additional information regarding the independent director stock option plan. Rule 701 under the Securities Act provides that common stock acquired on the exercise of outstanding options by affiliates may be resold by them subject to all provisions of Rule 144 except its one-year minimum holding period. We intend to register the common stock to be issued under the independent director stock option plan in a registration statement or statements on SEC Form S-8 or other appropriate form.

SUMMARY OF OUR ORGANIZATIONAL DOCUMENTS

THE DISCUSSION UNDER THIS HEADING, WHICH STARTS ON PAGE 335 OF OUR PROSPECTUS IS MODIFIED TO ADD A THIRD PARAGRAPH AS FOLLOWS:

On February 10, 2005, our Board of Directors approved the second amended and restated bylaws, which was effective as of that date. The bylaws were amended and restated to include the right of the majority of outstanding shares having the ability to vote to amend the articles, terminate our Company or remove any member of our Board of Directors. The bylaws were additionally amended to not allow any shares held by the business manager/advisor or the Board of Directors, and any affiliates the right to vote or consent on matters submitted to the shareholders regarding the removal of the business manager/advisor, Board of Directors or any affiliate or any transaction between us and any of the above referenced affiliated shareholders. The second amended and restated bylaws of Inland Western Retail Real Estate Trust, Inc., is filed as an exhibit to the registration statement of which this prospectus is a part and is incorporated into this filing in its entirety.

STOCKHOLDERS' MEETINGS

Our board of directors has set the annual meeting of the stockholders to be held on June 7, 2005, at 9:00 a.m., at our offices located at 2901 Butterfield Road, Oak Brook, IL. The meeting will be for stockholders of record as of March 31, 2005.

PLAN OF DISTRIBUTION

THE THIRD PARAGRAPH, UNDER THE SECTION "GENERAL", WHICH STARTS ON PAGE 360 OF OUR PROSPECTUS, HAS BEEN SUPERCEDED IN THE ENTIRETY TO READ AS FOLLOWS:

Our dealer manager is a wholly owned subsidiary of our sponsor, Inland Real Estate Investment Corporation. Our dealer manager was also the dealer manager

Edgar Filing: INLAND WESTERN RETAIL REAL ESTATE TRUST INC - Form POS AM

for the offerings for Inland Real Estate Corporation and Inland Retail Real Estate Trust, Inc., and will be the dealer manager for Inland American Real Estate Trust, Inc. once the offering becomes effective. Inland Real Estate Corporation raised approximately \$696,827,000 in its offerings. Inland Retail Real Estate Trust, Inc. raised approximately \$2,262,000,000 in its offerings. Inland American Real Estate Trust, Inc. filed a registration statement on Form S-11 to register 500,000,000 shares of common stock and up to 40,000,000 shares of their common stock for participants in their distribution reinvestment program. The registration statement has not been declared effective by the Securities and Exchange Commission, and there is no assurance when and if it will be declared effective.

THE FOLLOWING NEW SUBSECTION IS INSERTED AT THE END OF THIS SECTION ON PAGE 360 OF OUR PROSPECTUS.

72

UPDATE

The following table updates shares sold in our offering as of March 8, 2005:

| | Shares | Gross proceeds (\$) | Commissions and fees (\$)(1) |
|---|-------------|---------------------|------------------------------|
| From our advisor | 20,000 | 200,000 | |
| Our offering dated September 15, 2003: | 249,973,479 | 2,499,654,805 | 262,046, |
| Our second offering dated December 21, 2004 | 9,349,213 | 93,492,135 | 12,109, |
| Shares sold pursuant to our distribution reinvestment program | 5,090,125 | 48,356,188 | |
| Shares repurchased pursuant to our share repurchase program | (152,203) | (1,407,877) | |
| | 264,280,614 | 2,640,295,251 | 274,156, |

(1) Inland Securities Corporation serves as dealer manager of this offering and is entitled to receive selling commissions and certain other fees, as discussed further in our prospectus.

LITIGATION

THE FOLLOWING NEW PARAGRAPH IS INSERTED AT THE END OF THIS SECTION ON PAGE 378 OF OUR PROSPECTUS.

We have received a subpoena from the New York office of the Securities and Exchange Commission regarding an investigation of Carey Financial Corporation. The information and documentation sought involves broker/dealer compensation in the sales of stock. We are cooperating with this request for information and documentation.

RELATIONSHIPS AND RELATED TRANSACTIONS

Edgar Filing: INLAND WESTERN RETAIL REAL ESTATE TRUST INC - Form POS AM

WE HAVE SUPERCEDED THE FOLLOWING DESCRIPTION LOCATED UNDER THE NONSUBORDINATED PAYMENTS AT THE OPERATIONAL STAGE WITHIN THE TABULAR SUMMARY OF FEES AS DISCUSSED WHICH STARTS ON PAGE 168 OF OUR PROSPECTUS IN THE ENTIRETY, TO READ AS FOLLOWS:

TYPE OF COMPENSATION AND RECIPIENT

METHOD OF COMPENSATION

Property management fee paid to our property managers, Inland US Management LLC, Inland Southwest Management LLC and Inland Pacific Property Services LLC. We will pay the fee for services in connection with the rental, leasing, operation and management of the properties

We will pay a monthly fee of 4.5% of the gross income from the properties. We will also pay a monthly fee for any extra services equal to no more than 90% of that which would be payable to an unrelated party providing the services. The property managers may subcontract their duties for a fee that may be less than the fee provided for in the management

Fo
20
20
20
pr
\$5
\$5
by
So
Pa
ac

73

services agreements.

the bus
manag
manag
will ce
incur i
results
cannot
time.

EXPERTS

The following financial statements have been incorporated by reference herein in reliance upon the reports of KPMG LLP, independent registered public accounting firm, incorporated by reference herein, and upon the authority of said firm as experts in accounting and auditing:

- | | |
|--|--|
| <ul style="list-style-type: none"> - the historical summary of gross income and direct operating expenses of Shops at Park Place for the year ended December 31, 2002, - the combined historical summary of gross income and direct operating expenses of Properties Acquired from Thomas Enterprises for the year ended December 31, 2003, - the historical summary of gross income and direct operating expenses of CorWest Plaza for the | <ul style="list-style-type: none"> - the historical summary of gross income and direct operating expenses of Darien Towne Center for the year ended December 31, 2002, - the historical summary of gross income and direct operating expenses of Hickory Ridge for the year ended December 31, 2003, - the historical summary of gross income and direct operating expenses of Metro Square Center (SuperValue) |
|--|--|

Edgar Filing: INLAND WESTERN RETAIL REAL ESTATE TRUST INC - Form POS AM

- period from May 29, 2003 through December 31, 2003,
- the historical summary of gross income and direct operating expenses of Larkspur Landing for the year ended December 31, 2003,
- the historical summary of gross income and direct operating expenses of La Plaza Del Norte for the year ended December 31, 2003,
- the historical summary of gross income and direct operating expenses of Promenade at Red Cliff for the year ended December 31, 2003,
- the historical summary of gross income and direct operating expenses of Dorman Centre for the year ended December 31, 2003,
- the historical summary of gross income and direct operating expenses of Paradise Valley Marketplace for the year ended December 31, 2003,
- the historical summary of gross income and direct operating expenses of Bluebonnet Parc for the year ended December 31, 2003,
- the historical summary of gross income and direct operating expenses of Arvada Marketplace and Connection for the year ended December 31, 2003,
- the historical summary of gross income and direct operating expenses of Watauga Pavilion for the period of August 15, 2003
- (commencement of operations) to December 31, 2003,
- the historical summary of gross income and direct operating expenses of Plaza Santa Fe II for the year ended December 31, 2003,
- the historical summary of gross income and direct operating expenses of Huebner Oaks Center for the year ended December 31, 2003,
- the historical summary of gross income and direct operating expenses of Lakewood Town Center for the year ended December 31, 2003,
- the historical summary of gross income and direct operating
- for the year ended December 31, 2003,
- the historical summary of gross income and direct operating expenses of North Ranch Pavilion for the year ended December 31, 2003,
- the historical summary of gross income and direct operating expenses of MacArthur Crossing for the year ended December 31, 2003,
- the historical summary of gross income and direct operating expenses of Peoria Crossing for the year ended December 31, 2003,
- the historical summary of gross income and direct operating expenses of Heritage Towne Crossing for the year ended December 31, 2003,
- the historical summary of gross income and direct operating expenses of Best on the Boulevard for the year ended December 31, 2003,
- the historical summary of gross income and direct operating expenses of North Rivers Town Center for the period of October 1, 2003 (commencement of operations) to December 31, 2003,
- the historical summary of gross income and direct operating expenses of Eastwood Town Center for the year ended December 31, 2003,
- the historical summary of gross income and direct operating expenses of Northpointe Plaza for the year ended December 31,
- 2003,
- the historical summary of gross income and direct operating expenses of Pine Ridge Plaza for the year ended December 31, 2003,
- the historical summary of gross income and direct operating expenses of John's Creek Village for the period from September 21, 2003 (commencement of operations) to December 31, 2003,
- the historical summary of gross income and direct operating expenses of Fullerton Metrocenter for the year ended December 31, 2003,
- the historical summary of gross income and direct operating expenses

Edgar Filing: INLAND WESTERN RETAIL REAL ESTATE TRUST INC - Form POS AM

- expenses of Davis Towne Crossing for the period from July 18, 2003 (commencement of operations) to December 31, 2003,
- the historical summary of gross income and direct operating expenses of Cranberry Square for the year ended December 31, 2003,
- the historical summary of gross income and direct operating expenses of Safeway Plaza at Marysville for the year ended December 31, 2003,
- the combined historical summary of gross income and direct operating expenses of the Properties owned by Capital Centre, LLC, Gateway Village Limited Partnership, Bel Air Square Joint Venture, Towson Circle Joint Venture LLP, and Reisterstown Plaza Holdings, LLC for the year ended December 31, 2003,
- the historical summary of gross income and direct operating expenses of Manchester Meadows for the year ended December 31, 2003,
- the historical summary of gross income and direct operating expenses of Mitchell Ranch Plaza for the period from June 30, 2003 (commencement of operations) to December 31, 2003,
- the historical summary of gross income and direct operating expenses of Saucon Valley Square for the year ended December 31, 2003,
- the historical summary of gross income and direct operating expenses of Azalea Square for the period from July 4, 2003 (commencement of operations) to December 31, 2003,
- the historical summary of gross income and direct operating expenses of Denton Crossing for the period from August 11, 2003 (commencement of operations) to December 31, 2003,
- the historical summary of gross income and direct operating expenses of Gurnee Town Center for the year ended December 31, 2003,
- the historical summary of gross income and direct operating
- of Northgate North for the year ended December 31, 2003,
- the historical summary of gross income and direct operating expenses of Gateway Plaza Shopping Center for the year ended December 31, 2003,
- the historical summary of gross income and direct operating expenses of Forks Town Center for the year ended December 31, 2003,
- the historical summary of gross income and direct operating expenses of The Shops at Boardwalk for the period from May 30, 2003 (commencement of operations) to December 31, 2003,
- the historical summary of gross income and direct operating expenses of Governor's Marketplace for the year ended December 31, 2003,
- the historical summary of gross income and direct operating expenses of The Columns for the period from October 8, 2003 (commencement of operations) to December 31, 2003,
- the historical summary of gross income and direct operating expenses of Lincoln Park for the year ended December 31, 2003,
- the combined historical summary of gross income and direct operating expenses of
- The Properties Acquired from Bayer Properties, Inc. for the year ended December 31, 2003,
- the combined historical summary of gross income and direct operating expenses of The Properties Acquired from Donahue Schriber for the year ended December 31, 2003,
- the historical summary of gross income and direct operating expenses of Winchester Commons for the year ended December 31, 2003,
- the historical summary of gross income and direct operating expenses

Edgar Filing: INLAND WESTERN RETAIL REAL ESTATE TRUST INC - Form POS AM

- expenses of Mansfield Town Center for the period from July 23, 2003 (commencement of operations) to December 31, 2003,
- the historical summary of gross income and direct operating expenses of Gateway Pavilions for the period from February 15, 2003 (commencement of operations) to December 31, 2003,
- the consolidated balance sheet of Inland Western Retail Real Estate Trust, Inc. as of December 31, 2003 and the related consolidated statements of operations, stockholders' equity and cash flows for the period from March 5, 2003 (inception) through December 31, 2003 and related financial statement schedule,
- of Fox Creek Village for the period from November 12, 2003 (commencement of operations) to December 31, 2003,
- the historical summary of gross income and direct operating expenses of Northwoods Center for the year ended December 31, 2003,
- the combined historical summary of gross income and direct operating expenses of The Properties Acquired from Eastern Retail Holdings, LP for the year ended December 31, 2003,
- the historical summary of gross income and direct operating expenses of Southlake Town Square for the year ended December 31, 2003,
- and the historical summary of gross income and direct operating expenses of Oswego Commons for the year ended December 31, 2003.

The following financial statements have been included herein in reliance upon the reports of KPMG LLP, independent registered public accounting firm, appearing elsewhere herein, and upon the authority of said firm as experts in accounting and auditing:

- the historical summary of gross income and direct operating expenses of Henry Town Center for the year ended December 31, 2003,
- the combined historical summary of gross income and direct operating expenses of the Properties Acquired from FFI American Market Fund, L.P. for the year ended December 31, 2004,
- the historical summary of gross income and direct operating expenses of Mesa Fiesta
- the historical summary of gross income and direct operating expenses of Shoppes at Lake Andrew for the year ended December 31, 2004,
- the historical summary of gross income and direct operating expenses of Midtown Center for the year ended December 31, 2004,
- the combined historical summary of gross income and direct operating expenses of
- for the year ended December 31, 2004,
- the Properties Acquired from Weber & Company for the year ended December 31, 2004,
- the consolidated balance sheets of Inland Western Retail Real Estate Trust, Inc. as of December 31, 2004 and 2003 and the related consolidated statements of operations, stockholders' equity and cash flows for the year ended December 31, 2004 and the period from March 5, 2003 (inception) through December 31, 2003 and related financial statement schedule, management's assessment of the effectiveness of internal control over financial reporting as of December 31, 2004 and the effectiveness of internal control
- the historical summary of gross income and direct operating expenses of Trenton Crossing for the year ended December 31, 2004,
- the combined historical summary of gross income and direct operating expenses of the Properties Acquired from Ceruzzi Holdings the year ended December 31, 2004,

- over financial reporting as of December 31, 2004, which reports appear in the December 31, 2004, and the historical summary of gross income and direct operating expenses of the Stateline Station for the year ended December 31, 2004.

APPENDIX A
PRIOR PERFORMANCE TABLES

The following prior performance tables contain information concerning real estate programs sponsored by affiliates of our advisor which have investment objectives similar to ours. This information has been summarized in narrative form under "Prior Performance of Our Affiliates" in the prospectus. The tables provide information on the performance of a number of programs. You can use the information to evaluate the experience of our advisor's affiliates as sponsors of the programs. The inclusion of these tables does not imply that we will make investments comparable to those reflected in the tables or that investors in our shares will experience returns comparable to those experienced in the programs referred to in these tables. If you purchase our shares, you will not acquire any ownership in any of the programs to which these tables relate. The tables consist of:

| | |
|-----------|---|
| Table I | Experience in Raising and Investing Funds |
| Table II | Compensation to IREIC and Affiliates |
| Table III | Operating Results of Prior Programs |
| Table IV | Results of Completed Programs |
| Table V | Sales or Disposals of Properties |
| Table VI | Acquisition of Properties by Programs* |

* Our prospective investors may obtain copies of Table VI by contacting Inland Western Retail Real Estate Advisory Services, Inc., our advisor.

Table VI is included in Part II of the Post Effective Amendment No. 1 to Form S-11 Registration Statement filed with the Securities and Exchange Commission on March 16, 2005. Upon written request to us or our advisor, any prospective investor may obtain, without charge, a copy of Table VI. See also "Where You Can Find More Information" for information on examining at, or obtaining copies from, offices of the SEC.

Upon written request, any potential investor may obtain, without charge, the most recent annual report on Form 10-K filed with the SEC by any public program sponsored by any of the Inland's affiliated companies which has reported to the SEC within the last 24 months. For a reasonable fee, the affiliated companies will provide copies of any exhibits to such annual reports upon request.

Our investment objectives are to: (i) provide regular distributions to stockholders in amounts which may exceed our taxable income due to the non-cash nature of depreciation expense and, to such extent, will constitute a tax-deferred return of capital, but in no event less than 90% of our taxable income, pursuant to the REIT requirements; (ii) provide a hedge against inflation by entering into leases which contain clauses for scheduled rent escalations or

Edgar Filing: INLAND WESTERN RETAIL REAL ESTATE TRUST INC - Form POS AM

participation in the growth of tenant sales, permitting us to increase distributions and provide capital appreciation; and (iii) preserve stockholders' capital.

The following programs have investment objectives similar to ours and are included in the tables. Inland Retail Real Estate Trust, Inc. or IRRETI and Inland Real Estate Corporation or IREC are two REITs formed primarily to invest in multi-tenant shopping centers, Inland's Monthly Income Fund, L.P. and Inland Monthly Income Fund II, L.P. are public real estate limited partnerships formed primarily to acquire, operate and sell existing residential and commercial real properties. Inland Mortgage Investors Fund, L.P., Inland Mortgage Investors Fund-II, L.P. and Inland Mortgage Investors Fund III, L.P. were public real estate limited partnerships formed primarily to make or acquire loans secured by mortgages on improved, income producing multifamily residential properties.

A-1

TABLE I

EXPERIENCE IN RAISING AND INVESTING FUNDS
(000's omitted)

Table I is intended to present information on a dollar and percentage basis showing the experience of Inland Real Estate Investment Corporation ("IREIC"), of which the Advisor is a wholly owned subsidiary, in raising and investing funds in prior programs where the offering closed in the three years prior to December 31, 2003. The table is intended to focus on the dollar amount available for investment in properties expressed as a percentage of total dollars raised. Inland Retail Real Estate Trust, Inc. is the only program that closed in the three years ended December 31, 2003.

| | Inland Retail Real Estate Trust, Inc. ----- 1 Program ----- |
|---------------------------|--|
| Dollar amount offered (A) | \$ 2,5 |
| Dollar amount raised (B) | 2,2 |
| Less offering expenses: | |
| Syndication fees (C) | 1 |
| Other fees (D) | |
| Organizational fees | |
| Reserves (E) | |
| | ----- |
| Available for investment | \$ 1,9 |
| | ===== |
| Acquisition costs: | |
| Cash down payments | \$ 1,3 |
| Repayment of indebtedness | 5 |
| Investment in securities | |
| | ----- |
| Total acquisition costs | \$ 1,8 |
| | ===== |
| Percent leverage | |
| Date offerings commenced | |

Edgar Filing: INLAND WESTERN RETAIL REAL ESTATE TRUST INC - Form POS AM

Length of offering

Months to invest 90% of amount available for investment (measured from beginning of offering)

A-2

TABLE I-(Continued)

EXPERIENCE IN RAISING AND INVESTING FUNDS (A)

NOTES TO TABLE I

- (A) This amount does not reflect shares offered for distribution to stockholders participating in Inland Retail Real Estate Trust Inc.'s distribution reinvestment program.
- (B) These figures are cumulative and are as of December 31, 2003. The dollar amount raised represents the cash proceeds collected by the program, including shares sold pursuant to our distribution reinvestment program and net of shares repurchased pursuant to our share repurchase program.
- (C) Syndication fees are paid by the program to an affiliate, Inland Securities Corporation, or unaffiliated third parties commissions for the sale of shares. All of these syndication fees were used to pay commissions and expenses of the offerings.
- (D) Other fees are paid by the program to unaffiliated parties and consist principally of printing, selling and registration costs related to the offering.
- (E) Generally, a working capital reserve is established to fund property upgrades and future cash flow deficits, if any, among other things.
- (F) On February 11, 1999, the program commenced an initial public offering, on a best effort basis, of 50,000,000 shares of common stock at \$10.00 per share. On February 1, 2001, the program commenced an offering of an additional 50,000,000 shares at \$10.00 per share, on a best efforts basis. On June 7, 2002, the program commenced an offering of an additional 150,000,000 shares at \$10.00 per share, on a best efforts basis. As of December 31, 2003, substantially all proceeds available for investment from the offerings were invested in real properties.

A-3

TABLE II

COMPENSATION TO IREIC AND AFFILIATES (A) (000'S OMITTED)

Table II summarizes the amount and type of compensation paid to Inland Real Estate Investment Corporation and its affiliates during the three years ended December 31, 2003 in connection with the prior programs.

Some partnerships acquired their properties from affiliates of our advisor which had purchased such properties from unaffiliated third parties.

Edgar Filing: INLAND WESTERN RETAIL REAL ESTATE TRUST INC - Form POS AM

| | Inland Retail Real Estate Trust, Inc. | Inland Real Estate Corporation |
|--|---|--------------------------------------|
| Date offering commenced | 02/11/99 | 10/14/94 |
| Dollar amount raised | \$ 2,223,010 | 686,602 |
| Total amounts paid to general partner or affiliates from proceeds of offerings: | | |
| Selling commissions and underwriting fees | 194,194 (C) | 49,869 (C) |
| Other offering expenses (D) | 2,762 | 2,350 |
| Acquisition cost and expense | 1,725 | 925 |
| Dollar amount of cash available from operations before deducting payments to general partner or affiliates (F) | | |
| | 264,442 | 217,142 |
| Amounts paid to general partner or affiliates related to operations: (J) | | |
| Property management fees (G) | 19,526 | 0 |
| Advisor asset management fee | 20,824 | 0 |
| Accounting services | 0 | 0 |
| Data processing service | 0 | 0 |
| Legal services | 0 | 0 |
| Professional services | 162 | 0 |
| Mortgage servicing fees | 495 | 0 |
| Acquisition costs expensed | 309 | 0 |
| Other administrative services | 3,303 | 0 |
| Dollar amount of property sales and refinancings before payments to general partner and affiliates (H): | | |
| Cash | 0 | 22,978 |
| Notes | 0 | 0 |
| Dollar amounts paid or payable to general partner or affiliates from sales and refinancings (I): | | |
| Sales commissions | 0 | 0 |
| Participation in cash distributions | 0 | 0 |

A-4

TABLE II

COMPENSATION TO IREIC AND AFFILIATES (A)

NOTES TO TABLE II

(A) The figures in this Table II relating to proceeds of the offerings are cumulative and are as of December 31, 2003 and the figures relating to cash available from operations are for the three years ending December 31, 2003. The dollar amount raised represents the cash proceeds collected by the partnerships or program. Amounts paid or payable to IREIC or affiliates from proceeds of the offerings represent payments made or to be made to IREIC and affiliates from investor capital contributions.

(B) The selling commissions paid to an affiliate is net of amounts which were

Edgar Filing: INLAND WESTERN RETAIL REAL ESTATE TRUST INC - Form POS AM

in turn paid to third party soliciting dealers.

- (C) The selling commissions paid to an affiliate includes amounts which were in turn paid to third party soliciting dealers.
- (D) Consists of legal, accounting, printing and other offering expenses, including amounts to be paid to Inland Securities Corporation to be used as incentive compensation to its regional marketing representatives and amounts for reimbursement of the general partner for marketing, salaries and direct expenses of its employees while directly engaged in registering and marketing the Units and other marketing and organization expenses.
- (E) Represents acquisition fees paid to IREIC and its affiliates in connection with the acquisition of properties.
- (F) See Note (B) to Table III.
- (G) An affiliate provides property management services for all properties acquired by the partnerships or program. Management fees have not exceeded 4.5% of the gross receipts from the properties managed.
- (H) See Table V and Notes thereto regarding sales and disposals of properties.
- (I) Real estate sales commissions and participations in cash distributions are paid or payable to IREIC and/or its affiliates in connection with the sales of properties in the public partnership programs. Payments of all amounts shown are subordinated to the receipt by the limited partners of their original capital investment. See Table V and Notes thereto.
- (J) On July 1, 2000, IREC completed the acquisition of Inland Real Estate Advisory Services, Inc., the former advisor, and Inland Commercial Property Management, Inc., the former property manager (the "Merger"). Each of these entities was merged into subsidiaries that are wholly owned by IREC. As a result of the merger, IREC is now "self-administered." IREC no longer pays advisory or property management fees or other expenses to affiliates but instead has hired an internal staff to perform these tasks.

A-5

TABLE III

OPERATING RESULTS OF PRIOR PROGRAMS

Table III presents operating results for programs, the offerings of which closed during each of the five years ended December 31, 2003. The operating results consist of:

- The components of taxable income (loss);
- Taxable income or loss from operations and property sales;
- Cash available and source, before and after cash distributions to investors; and
- Tax and distribution data per \$1,000 invested.

Based on the following termination dates of the offerings, only IRRETI is included in Table III.

- Inland's Monthly Income Fund, L.P. - offering terminated in 1988
- Inland Monthly Income Fund II, L.P. - offering terminated in 1990
- Inland Mortgage Investors Fund, L.P. - offering terminated in 1987
- Inland Mortgage Investors Fund - II, L.P. - offering terminated in 1988

Edgar Filing: INLAND WESTERN RETAIL REAL ESTATE TRUST INC - Form POS AM

- Inland Mortgage Investors Fund III, L.P. - offering terminated in 1991
- Inland Real Estate Corporation - offering terminated in 1998

A-6

TABLE III

OPERATING RESULTS OF PRIOR PROGRAMS
(000'S OMITTED, EXCEPT FOR AMOUNTS PRESENTED PER \$1,000 INVESTED)

INLAND RETAIL REAL ESTATE TRUST INC.

| | 2003 | 2002 | 2001 | 2000 |
|---|------------|---------|--------|------|
| Gross revenues | \$ 317,828 | 116,011 | 37,755 | 2 |
| Profit on sale of properties | 0 | 0 | 0 | |
| Less: | | | | |
| Operating expenses | 78,568 | 27,614 | 10,178 | |
| Interest expense | 62,349 | 23,508 | 9,712 | |
| Program expenses | 22,069 | 7,998 | 1,219 | |
| Depreciation & amortization | 85,006 | 29,395 | 8,653 | |
| Net income (loss)-GAAP basis | \$ 69,836 | 27,496 | 7,993 | |
| Taxable income (loss) (A): | 0 | 0 | 0 | |
| Cash available (deficiency) from operations (B) | 147,403 | 55,250 | 17,170 | |
| Cash available from sales (C) | 828 | 0 | 0 | |
| Total cash available before distributions and special items | 148,231 | 55,250 | 17,170 | |
| Less distributions to investors: | | | | |
| From operations | 152,888 | 52,156 | 15,963 | |
| From sales and refinancings | 0 | 0 | 0 | |
| Cash available after distributions before special items | (4,657) | 3,094 | 1,207 | |
| Special items: | 0 | 0 | 0 | |
| Cash available after distributions and special items | \$ (4,657) | 3,094 | 1,207 | |
| Tax data per \$1,000 invested (A): | 0 | 0 | 0 | |
| Distribution data per \$1,000 invested: | | | | |
| Cash distributions to investors: | | | | |
| Source (on GAAP basis): | | | | |
| Investment income | .83 | .83 | .81 | |

Edgar Filing: INLAND WESTERN RETAIL REAL ESTATE TRUST INC - Form POS AM

| | | | |
|--|-------|-----|-----|
| Source (on cash basis): | | | |
| Sales | 0 | 0 | 0 |
| Operations (D) | .83 | .83 | .81 |
| Percent of properties remaining unsold | 100% | | |
| | ===== | | |

A-7

TABLE III--(CONTINUED)

OPERATING RESULTS OF PRIOR PROGRAMS

NOTES TO TABLE III

- (A) IRRETI qualified as real estate investment trusts ("REITs") under the Internal Revenue Code for federal income tax purposes. Since it qualified for taxation as a REIT, it generally will not be subject to federal income tax to the extent it distributes its REIT taxable income to its stockholders. If IRRETI fails to qualify as a REIT in any taxable year, it will be subject to federal income tax on its taxable income at regular corporate tax rates. However, even if the program qualifies for taxation as a REIT, it may be subject to certain state and local taxes on its income and property and federal income and excise taxes on its undistributed income.
- (B) "Cash Available (Deficiency) from Operations," represents all cash revenues and funds received by the programs, including but not limited to operating income less operating expenses, and interest income. These amounts do not include payments made by the programs from offering proceeds nor do they include proceeds from sales or refinancings. These amounts also exclude advances from or repayments to IREIC and affiliates which are disclosed elsewhere in the table and include principal payments on long-term debt. For example:

| | Inland Retail Real Estate Trust Inc. | | | | |
|---|--------------------------------------|--------|--------|-------|-------|
| | (000's omitted) | | | | |
| | 2003 | 2002 | 2001 | 2000 | 1999 |
| Net cash provided by operating activities per the Form 10-K annual report | \$ 149,081 | 55,594 | 17,427 | 5,604 | 2,648 |
| Principal payments on long-term debt | (1,678) | (344) | (257) | (238) | (110) |
| | \$ 147,403 | 55,250 | 17,170 | 5,366 | 2,538 |
| | ===== | | | | |

- (C) See Table V and Notes thereto regarding sales and disposals of properties.

A-8

TABLE III--(CONTINUED)

OPERATING RESULTS OF PRIOR PROGRAMS

NOTES TO TABLE III

(D) Distributions by a REIT to the extent of its current and accumulated earnings and profits for federal income tax purposes are taxable to stockholders as ordinary income. Distributions in excess of these earnings and profits generally are treated as a non-taxable reduction of the stockholder's basis in the shares to the extent thereof, and thereafter as taxable gain (a return of capital). These distributions in excess of earnings and profits will have the effect of deferring taxation of the amount of the distribution until the sale of the stockholder's shares.

| | Inland Retail Real Estate Trust, Inc. | | | | |
|---------------------------------|---------------------------------------|--------|--------|--------|--------|
| | 2003 | 2002 | 2001 | 2000 | 1999 |
| % of Distribution representing: | | | | | |
| Ordinary income | 60.85 | 62.65 | 60.49 | 54.55 | 22.23 |
| Return of Capital | 39.15 | 37.35 | 39.51 | 45.45 | 77.77 |
| | 100.00 | 100.00 | 100.00 | 100.00 | 100.00 |

A-9

TABLE IV

RESULTS OF COMPLETED PROGRAMS

(000'S OMITTED, EXCEPT FOR AMOUNTS PRESENTED PER \$1,000 INVESTED)

Table IV is a summary of operating and disposition results of prior programs sponsored by affiliates of our advisor, which during the five years ended prior to December 31, 2003 have sold their properties and either hold notes with respect to such sales or have liquidated. One program with investment objectives similar to ours disposed of all of its properties during the five years ended prior to December 31, 2003.

| Program Name | Inland Mortgage Investors Fund, L.P. |
|---|---|
| Dollar amount raised | 10,065 |
| Number of properties/loans purchased | 15 |
| Date of closing of offering | 02/87 |
| Date of first sale of property | 12/88 |
| Date of final sale of property | 03/99 |
| Tax and distribution data per \$1,000 invested (A): | |
| Federal income tax results: | |
| Ordinary income (loss): | |
| Operations | 547 |
| Recapture | 0 |

Edgar Filing: INLAND WESTERN RETAIL REAL ESTATE TRUST INC - Form POS AM

| | |
|---|-----|
| Capital Gain | 30 |
| Deferred Gain: | |
| Capital | 0 |
| Ordinary | 0 |
| Cash distributions to investors (cash basis): | |
| Source (on GAAP basis) | |
| Investment income | 624 |
| Return of capital | 745 |
| Source (on cash basis) | |
| Sales | 745 |
| Operations | 624 |

(A) Data per \$1,000 invested is presented as of December 31, 2003. See Table V and Notes thereto regarding sales and disposals of properties.

A-10

TABLE V

SALES OR DISPOSALS OF PROPERTIES

Table V presents information on the results of the sale or disposals of properties in programs with investment objectives similar to ours during the three years ended December 31, 2003. Since January 1, 2001, programs sponsored by affiliates of our advisor had seven sales transactions. The table provides certain information to evaluate property performance over the holding period such as:

- Sales proceeds received by the partnerships in the form of cash down payments at the time of sale after expenses of sale and secured notes received at sale;
- Cash invested in properties;
- Cash flow (deficiency) generated by the property;
- Taxable gain (ordinary and total); and
- Terms of notes received at sale.

A-11

TABLE V (CONTINUED)

SALES OR DISPOSALS OF PROPERTIES (A)
(000'S OMITTED)

| Date Acquired | Date of Sale | Cash Received, net of Closing Costs(B) | Selling Commissions Paid or Payable to Inland | Mortgage at Time of Sale |
|------------------|-----------------|--|---|--------------------------------|
|------------------|-----------------|--|---|--------------------------------|

Edgar Filing: INLAND WESTERN RETAIL REAL ESTATE TRUST INC - Form POS AM

| | | | | | |
|-----------------------------|----------|----------|-------|---|-------|
| IREC - Lincoln Park Place | 01/24/97 | 04/17/01 | 1,314 | 0 | 1,050 |
| IREC - Antioch Plaza | 12/95 | 03/28/02 | 943 | 0 | 875 |
| IREC - Shorecrest Plaza | 07/97 | 06/12/02 | 3,107 | 0 | 2,978 |
| IREC - Popeye's | 06/97 | 04/08/03 | 343 | 0 | 0 |
| IREC - Summit of Park Ridge | 12/96 | 12/24/03 | 3,578 | 0 | 1,600 |
| IREC - Eagle Country Market | 11/97 | 12/24/03 | 5,182 | 0 | 1,450 |
| IREC - Eagle Ridge Center | 04/99 | 12/30/03 | 3,185 | 0 | 3,000 |

| | Secured Notes Received at Sale | Adjust. Resulting from Application of GAAP | Net Selling Price | Original Mortgage Financing | Partnership Capital Invested (C) |
|-----------------------------|---|--|-------------------------|-----------------------------------|--|
| IREC - Lincoln Park Place | 0 | 0 | 2,364 | 0 | 1,897 |
| IREC - Antioch Plaza | 0 | 0 | 1,818 | 875 | 753 |
| IREC - Shorecrest Plaza | 0 | 0 | 6,085 | 2,978 | 2,947 |
| IREC - Popeye's | 0 | 0 | 343 | 0 | 346 |
| IREC - Summit of Park Ridge | 0 | 0 | 5,178 | 0 | 5,181 |
| IREC - Eagle Country Market | 0 | 0 | 6,632 | 0 | 6,635 |
| IREC - Eagle Ridge Center | 0 | 0 | 6,185 | 0 | 6,187 |

| | Excess (deficiency) of property operating cash receipts over cash expenditures (D) | Amount of subsidies included in operating cash receipts | Total Taxable Gain (loss) from Sale |
|-----------------------------|---|--|---|
| IREC - Lincoln Park Place | 218 | 0 | 467 |
| IREC - Antioch Plaza | 130 | 0 | 0 (E) |
| IREC - Shorecrest Plaza | 1,556 | 0 | 0 (E) |
| IREC - Popeye's | 241 | 0 | 3 |
| IREC - Summit of Park Ridge | 1,399 | 0 | 0 (E) |
| IREC - Eagle Country Market | 1,290 | 0 | 0 (E) |
| IREC - Eagle Ridge Center | 1,441 | 0 | 0 (E) |

A-12

TABLE V - (CONTINUED)

SALES OR DISPOSALS OF PROPERTIES

NOTES TO TABLE V

- (A) The table includes all sales of properties by the programs with investment objectives similar to ours during the three years ended December 31, 2003. All sales have been made to parties unaffiliated with the partnerships.
- (B) Consists of cash payments received from the buyers and the assumption of certain liabilities by the buyers at the date of sale, less expenses of sale.
- (C) Amounts represent the dollar amount raised from the offerings, less sales

Edgar Filing: INLAND WESTERN RETAIL REAL ESTATE TRUST INC - Form POS AM

commissions and other offering expenses plus additional costs incurred on the development of the land parcels.

- (D) Represents "Cash Available (Deficiency) from Operations (including subsidiaries)" as adjusted for applicable "Fixed Asset Additions" through the year of sale.
- (E) For tax purposes, this sale qualified as part of a tax-deferred exchange. As a result, no taxable gain will be recognized until the replacement property is disposed of in a subsequent taxable transaction.

A-13

INDEX TO FINANCIAL STATEMENTS

INLAND WESTERN RETAIL REAL ESTATE TRUST, INC.:

Reports of Independent Registered Public Accounting Firm

Consolidated Balance Sheets at December 31, 2004 and 2003

Consolidated Statements of Operations for the year ended December 31, 2004 and the period from March 5, 2003 (inception) through December 31, 2003

Consolidated Statement of Stockholders' Equity for the year ended December 31, 2004 and for the period from March 5, 2003 (inception) to December 31, 2003

Consolidated Statements of Cash Flows for the year ended December 31, 2004 and the period from March 5, 2003 (inception) to December 31, 2003

Notes to Consolidated Financial Statements

Real Estate and Accumulated Depreciation (Schedule III)

Pro Forma Consolidated Balance Sheet (unaudited) at December 31, 2004

Notes to Pro Forma Consolidated Balance Sheet (unaudited) at December 31, 2004

Pro Forma Consolidated Statement of Operations (unaudited) for the year ended December 31, 2004

Notes to Pro Forma Consolidated Statement of Operations (unaudited) for the year ended December 31, 2004

HENRY TOWN CENTER:

- (a) Independent Auditors' Report
- (b) Historical Summary of Gross Income and Direct Operating Expenses for the year ended December 31, 2003 and the nine months ended September 30, 2004 (unaudited)
- (c) Notes to the Historical Summary of Gross Income and Direct Operating Expenses for the year ended December 31, 2003 and the nine months ended September 30, 2004 (unaudited)

THE PROPERTIES ACQUIRED FROM CERUZZI HOLDINGS:

- (a) Independent Auditors' Report

Edgar Filing: INLAND WESTERN RETAIL REAL ESTATE TRUST INC - Form POS AM

- (b) Combined Historical Summary of Gross Income and Direct Operating Expenses for the year ended December 31, 2004
- (c) Notes to the Combined Historical Summary of Gross Income and Direct Operating Expenses for the year ended December 31, 2004

PROPERTIES ACQUIRED FROM FFI AMERICAN MARKET FUND, L.P.:

- (a) Independent Auditors' Report
- (b) Combined Historical Summary of Gross Income and Direct Operating Expenses for the year ended December 31, 2004

F-i

- (c) Notes to the Combined Historical Summary of Gross Income and Direct Operating Expenses for the year ended December 31, 2004

SHOPPES AT LAKE ANDREW:

- (a) Independent Auditors' Report
- (b) Historical Summary of Gross Income and Direct Operating Expenses for the year ended December 31, 2004
- (c) Notes to the Historical Summary of Gross Income and Direct Operating Expenses for the year ended December 31, 2004

MESA FIESTA:

- (a) Independent Auditors' Report
- (b) Historical Summary of Gross Income and Direct Operating Expenses for the year ended December 31, 2004
- (c) Notes to the Historical Summary of Gross Income and Direct Operating Expenses for the year ended December 31, 2004

MIDTOWN CENTER:

- (a) Independent Auditors' Report
- (b) Historical Summary of Gross Income and Direct Operating Expenses for the year ended December 31, 2004
- (c) Notes to the Historical Summary of Gross Income and Direct Operating Expenses for the year ended December 31, 2004

TRENTON CROSSING:

- (a) Independent Auditors' Report
- (b) Historical Summary of Gross Income and Direct Operating Expenses for the year ended December 31, 2004

Edgar Filing: INLAND WESTERN RETAIL REAL ESTATE TRUST INC - Form POS AM

- (c) Notes to the Historical Summary of Gross Income and Direct Operating Expenses for the year ended December 31, 2004

PROPERTIES ACQUIRED FROM WEBER & COMPANY:

- (a) Independent Auditors' Report
- (b) Combined Historical Summary of Gross Income and Direct Operating Expenses for the year ended December 31, 2004
- (c) Notes to the Combined Historical Summary of Gross Income and Direct Operating Expenses for the year ended December 31, 2004

F-ii

STATELINE STATION:

- (a) Independent Auditors' Report
- (b) Historical Summary of Gross Income and Direct Operating Expenses for the year ended December 31, 2004
- (c) Notes to the Historical Summary of Gross Income and Direct Operating Expenses for the year ended December 31, 2004

MCALLEN SHOPPING CENTER:

- (a) Historical Summary of Gross Income and Direct Operating Expenses for the year ended December 31, 2004 (unaudited)
- (b) Notes to the Historical Summary of Gross Income and Direct Operating Expenses for the year ended December 31, 2004 (unaudited)

23RD STREET PLAZA:

- (a) Historical Summary of Gross Income and Direct Operating Expenses for the year ended December 31, 2004 (unaudited)
- (b) Notes to the Historical Summary of Gross Income and Direct Operating Expenses for the year ended December 31, 2004 (unaudited)

PHENIX CROSSING:

- (a) Historical Summary of Gross Income and Direct Operating Expenses for the period from July 1, 2004 (commencement of operations) through December 31, 2004 (unaudited)
- (b) Notes to the Historical Summary of Gross Income and Direct Operating Expenses for the period from July 1, 2004 (commencement of operations) through December 31, 2004 (unaudited)

MAGNOLIA SQUARE:

- (a) Historical Summary of Gross Income and Direct Operating Expenses for the period from February 1, 2004 (commencement of operations) through December 31, 2004 (unaudited)
- (b) Notes to the Historical Summary of Gross Income and Direct Operating Expenses for the period from February 1, 2004 (commencement of operations) through December 31, 2004 (unaudited)

Edgar Filing: INLAND WESTERN RETAIL REAL ESTATE TRUST INC - Form POS AM

COTTAGE PLAZA:

- (a) Historical Summary of Gross Income and Direct Operating Expenses for the period from November (commencement of operations) through December 31, 2004 (unaudited)
- (b) Notes to the Historical Summary of Gross Income and Direct Operating Expenses for the period from November 1, 2004 (commencement of operations) through December 31, 2004 (unaudited)

VILLAGE AT QUAIL SPRINGS:

- (a) Historical Summary of Gross Income and Direct Operating Expenses for the year ended December (unaudited)
- (b) Notes to the Historical Summary of Gross Income and Direct Operating Expenses for the year e December 31, 2004 (unaudited)

F-iii

HOLLIDAY TOWN CENTER:

- (a) Historical Summary of Gross Income and Direct Operating Expenses for the year ended December (unaudited)
- (b) Notes to the Historical Summary of Gross Income and Direct Operating Expenses for the year e December 31, 2004 (unaudited)

HIGH RIDGE CROSSING:

- (a) Historical Summary of Gross Income and Direct Operating Expenses for the period from May 17, (commencement of operations) through December 31, 2004 (unaudited)
- (b) Notes to the Historical Summary of Gross Income and Direct Operating Expenses for the period from May 17, 2004 (commencement of operations) through December 31, 2004 (unaudited)

F-iv

Report of Independent Registered Public Accounting Firm

The Board of Directors and Stockholders
Inland Western Retail Real Estate Trust, Inc.:

We have audited the accompanying consolidated balance sheets of Inland Western Retail Real Estate Trust, Inc. as of December 31, 2004 and 2003, and the related consolidated statements of operations, stockholders' equity, and cash flows for the year ended December 31, 2004 and the period from March 5, 2003 (inception) to December 31, 2003. In connection with our audit of the consolidated financial statements, we also have audited the financial statement schedule III. These consolidated financial statements and financial statement schedule are the responsibility of the Company's management. Our responsibility is to express an opinion on these consolidated financial statements and financial statement schedule based on our audits.

We conducted our audits in accordance with the standards of the Public Company

Edgar Filing: INLAND WESTERN RETAIL REAL ESTATE TRUST INC - Form POS AM

Accounting Oversight Board (United States). Those standards require that we plan and perform the audit to obtain reasonable assurance about whether the financial statements are free of material misstatement. An audit includes examining, on a test basis, evidence supporting the amounts and disclosures in the financial statements. An audit also includes assessing the accounting principles used and significant estimates made by management, as well as evaluating the overall financial statement presentation. We believe that our audits provide a reasonable basis for our opinion.

In our opinion, the consolidated financial statements referred to above present fairly, in all material respects, the financial position of Inland Western Retail Real Estate Trust, Inc. as of December 31, 2004 and 2003, and the results of their operations and their cash flows for the year ended December 31, 2004 and the period from March 5, 2003 (inception) to December 31, 2003, in conformity with U.S. generally accepted accounting principles. Also in our opinion, the related financial statement schedule, when considered in relation to the basic consolidated financial statements taken as a whole, presents fairly, in all material respects, the information set forth therein.

We also have audited, in accordance with the standards of the Public Company Accounting Oversight Board (United States), the effectiveness of Inland Western Retail Real Estate Trust, Inc.'s internal control over financial reporting as of December 31, 2004, based on criteria established in Internal Control--Integrated Framework issued by the Committee of Sponsoring Organizations of the Treadway Commission (COSO), and our report dated March 3, 2005 expressed an unqualified opinion on management's assessment of, and the effective operation of, internal control over financial reporting.

KPMG LLP

Chicago, Illinois
March 3, 2005

F-1

Report of Independent Registered Public Accounting Firm

The Board of Directors and Stockholders
Inland Western Retail Real Estate Trust, Inc.:

We have audited management's assessment, included in the accompanying Management's Report on Internal Control Over Financial Reporting, that Inland Western Retail Real Estate Trust, Inc. maintained effective internal control over financial reporting as of December 31, 2004, based on criteria established in Internal Control--Integrated Framework issued by the Committee of Sponsoring Organizations of the Treadway Commission (COSO). The Company's management is responsible for maintaining effective internal control over financial reporting and for its assessment of the effectiveness of internal control over financial reporting. Our responsibility is to express an opinion on management's assessment and an opinion on the effectiveness of the Company's internal control over financial reporting based on our audit.

We conducted our audit in accordance with the standards of the Public Company Accounting Oversight Board (United States). Those standards require that we plan and perform the audit to obtain reasonable assurance about whether effective internal control over financial reporting was maintained in all material respects. Our audit included obtaining an understanding of internal control over financial reporting, evaluating management's assessment, testing and evaluating the design and operating effectiveness of internal control, and performing such other procedures as we considered necessary in the circumstances. We believe

Edgar Filing: INLAND WESTERN RETAIL REAL ESTATE TRUST INC - Form POS AM

that our audit provides a reasonable basis for our opinion.

A company's internal control over financial reporting is a process designed to provide reasonable assurance regarding the reliability of financial reporting and the preparation of financial statements for external purposes in accordance with generally accepted accounting principles. A company's internal control over financial reporting includes those policies and procedures that (1) pertain to the maintenance of records that, in reasonable detail, accurately and fairly reflect the transactions and dispositions of the assets of the company; (2) provide reasonable assurance that transactions are recorded as necessary to permit preparation of financial statements in accordance with generally accepted accounting principles, and that receipts and expenditures of the company are being made only in accordance with authorizations of management and directors of the company; and (3) provide reasonable assurance regarding prevention or timely detection of unauthorized acquisition, use, or disposition of the company's assets that could have a material effect on the financial statements.

Because of its inherent limitations, internal control over financial reporting may not prevent or detect misstatements. Also, projections of any evaluation of effectiveness to future periods are subject to the risk that controls may become inadequate because of changes in conditions, or that the degree of compliance with the policies or procedures may deteriorate.

In our opinion, management's assessment that Inland Western Retail Real Estate Trust, Inc. maintained effective internal control over financial reporting as of December 31, 2004, is fairly stated, in all material respects, based on criteria established in Internal Control--Integrated Framework issued by the Committee of Sponsoring Organizations of the Treadway Commission (COSO). Also, in our opinion, Inland Western Retail Real Estate Inc. maintained, in all material respects, effective internal control over financial reporting as of December 31, 2004, based on criteria established in Internal Control--Integrated Framework issued by the Committee of Sponsoring Organizations of the Treadway Commission (COSO).

We also have audited, in accordance with the standards of the Public Company Accounting Oversight Board (United States), the consolidated balance sheets of Inland Western Retail Real Estate Trust, Inc. as of December 31, 2004 and 2003, and the related consolidated statements of operations, stockholders' equity, and cash flows for the year ended December 31, 2004 and the period from March 3, 2003 (inception) to December 31, 2003, and our report dated March 3, 2005 expressed an unqualified opinion on those consolidated financial statements. In connection with our audit of the consolidated financial statements, we also have audited the financial statement schedule III.

KPMG LLP

Chicago, Illinois
March 3, 2005

F-2

INLAND WESTERN RETAIL REAL ESTATE TRUST, INC.
(A Maryland Corporation)

CONSOLIDATED BALANCE SHEETS
(Amounts in thousands)

ASSETS

Edgar Filing: INLAND WESTERN RETAIL REAL ESTATE TRUST INC - Form POS AM

| | December 31, 2004 | |
|--|----------------------|-------|
| | ----- | |
| Investment properties: | | |
| Land | \$ 575,032 | \$ |
| Building and other improvements | 2,654,585 | |
| | ----- | |
| | 3,229,617 | |
| Less accumulated depreciation | (36,290) | |
| | ----- | |
| Net investment properties | 3,193,327 | |
| Cash and cash equivalents (including cash held by management company of \$8,574 and \$239 as of December 31, 2004 and 2003, respectively) | 241,224 | |
| Restricted cash (Note 2) | 65,923 | |
| Restricted escrows (Note 2) | 17,105 | |
| Investment in marketable securities and treasury contracts | 1,287 | |
| Investment in unconsolidated joint ventures (Note 9) | 75,261 | |
| Accounts and rents receivable (net of allowance of \$346 and \$0 as of December 31, 2004 and 2003, respectively) | 19,962 | |
| Due from affiliates (Note 3) | 654 | |
| Note receivable (Note 6) | 31,772 | |
| Acquired in-place lease intangibles and customer relationship value (net of accumulated amortization of \$9,976 and \$52 as of December 31, 2004 and 2003, respectively) | 240,116 | |
| Acquired above market lease intangibles (net of accumulated amortization of \$3,124 and \$5 as of December 31, 2004 and 2003, respectively) | 40,774 | |
| Loan fees, leasing fees and loan fee deposits (net of accumulated amortization of \$755 and \$25 as of December 31, 2004 and 2003, respectively) | 19,472 | |
| Other assets | 8,939 | |
| | ----- | |
| Total assets | \$ 3,955,816 | \$ |
| | ===== | ===== |

See accompanying notes to consolidated financial statements

F-3

INLAND WESTERN RETAIL REAL ESTATE TRUST, INC.
(A Maryland Corporation)

CONSOLIDATED BALANCE SHEETS
(continued)
(Amounts in thousands)

LIABILITIES AND STOCKHOLDER'S EQUITY

December 31,
2004

Edgar Filing: INLAND WESTERN RETAIL REAL ESTATE TRUST INC - Form POS AM

| | |
|---|--------------|
| Liabilities: | |
| Mortgages and notes payable (Note 7) | \$ 1,783,114 |
| Accounts payable | 1,692 |
| Accrued offering costs due to affiliates | 2,880 |
| Accrued interest payable | 4,306 |
| Tenants improvements payable | 5,096 |
| Accrued real estate taxes | 4,254 |
| Distributions payable | 11,378 |
| Security deposits | 3,679 |
| Line of credit (Note 8) | - |
| Prepaid rental income and other liabilities | 7,765 |
| Advances from sponsor (Note 3) | 3,523 |
| Acquired below market lease intangibles (net of accumulated amortization of \$4,718 and \$15 as of December 31, 2004 and 2003, respectively) | 85,986 |
| Restricted cash liability (Note 2) | 65,923 |
| Due to affiliates | 957 |
| | ----- |
| Total liabilities | 1,980,553 |
| | ----- |
| Minority interests | 89,537 |
| Stockholders' equity: | |
| Preferred stock, \$.001 par value, 10,000 shares authorized, none outstanding | - |
| Common stock, \$.001 par value, 250,000 shares authorized, 217,458 and 18,737 shares issued and outstanding as of December 31, 2004 and 2003, respectively | 217 |
| Additional paid in capital (net of offering costs of \$234,014 and \$22,145 as of December 31, 2004 and 2003, respectively, of which \$175,509 and \$16,860 was paid or accrued to affiliates as of December 31, 2004 and 2003, respectively) | 1,940,018 |
| Accumulated distributions in excess of net income (loss) | (54,750) |
| Accumulated other comprehensive income | 241 |
| | ----- |
| Total stockholders' equity | 1,885,726 |
| | ----- |
| Commitments and contingencies (Note 12) | |
| Total liabilities and stockholders' equity | \$ 3,955,816 |
| | ===== |

See accompanying notes to consolidated financial statements

F-4

INLAND WESTERN RETAIL REAL ESTATE TRUST, INC.
(A Maryland Corporation)

CONSOLIDATED STATEMENTS OF OPERATIONS
(Amounts in thousands, except per share amounts)

Year Ended

Edgar Filing: INLAND WESTERN RETAIL REAL ESTATE TRUST INC - Form POS AM

| | December 31, 2004 |
|--|-------------------|
| Income: | |
| Rental income | \$ 106,4 |
| Tenant recovery income | 23,1 |
| Other property income | 8 |
| | ----- |
| Total income | 130,4 |
| | ----- |
| Expenses: | |
| General and administrative expenses to affiliates | 1,8 |
| General and administrative expenses to non-affiliates | 3,0 |
| Property operating expenses to affiliates | 5,3 |
| Property operating expenses to non-affiliates | 14,0 |
| Real estate taxes | 13,0 |
| Depreciation and amortization | 47,9 |
| | ----- |
| Total expenses | 85,3 |
| | ----- |
| Operating income (loss) | \$ 45,0 |
| | ----- |
| Other income | 3,6 |
| Interest expense | (33,1) |
| Realized loss on sale of treasury contracts | (3,6) |
| Minority interests | 3 |
| Equity in earnings (losses) of unconsolidated entities | (5) |
| | ----- |
| Net income (loss) | \$ 11,7 |
| | ----- |
| Other comprehensive income: | |
| Unrealized gain on investment securities | 2 |
| | ----- |
| Comprehensive income (loss) | \$ 11,9 |
| | ===== |
| Net income(loss) per common share, basic and diluted | \$. |
| | ===== |
| Weighted average number of common shares outstanding, basic and diluted | 98,5 |
| | ===== |

See accompanying notes to consolidated financial statements

F-5

INLAND WESTERN RETAIL REAL ESTATE TRUST, INC.
(A Maryland Corporation)

CONSOLIDATED STATEMENTS OF STOCKHOLDERS' EQUITY

For the year ended December 31, 2004 and for the period from March 5, 2003

Edgar Filing: INLAND WESTERN RETAIL REAL ESTATE TRUST INC - Form POS AM

(inception) to December 31, 2003

(Amounts in thousands)

| | NUMBER OF SHARES | COMMON STOCK | ADD P C |
|---|---------------------|-----------------|---------------|
| | ----- | ----- | ----- |
| Balance at March 5, 2003 (inception) | - | \$ - | \$ |
| Net loss | - | - | |
| Distributions declared (.15 per weighted average number of common shares outstanding) | - | - | |
| Proceeds from offering | 18,718 | 19 | |
| Offering costs | - | - | |
| Proceeds from dividend reinvestment program | 19 | - | |
| Issuance of stock options and discounts on shares issued to affiliates | - | - | |
| | ----- | ----- | ----- |
| Balance at December 31, 2003 | 18,737 | \$ 19 | \$ |
| Net income | - | - | |
| Unrealized gain on investment securities | - | - | |
| Distributions declared (.66 per weighted number of common shares outstanding) | - | - | |
| Proceeds from offering | 195,671 | 195 | |
| Offering costs | - | - | |
| Proceeds from dividend reinvestment program | 3,060 | 3 | |
| Shares repurchased | (10) | - | |
| Shares obligated to be repurchased as of December 31, 2004 | - | - | |
| Contribution from sponsor advances | - | - | |
| Issuance of stock options and discounts on shares issued to affiliates | - | - | |
| | ----- | ----- | ----- |
| Balance at December 31, 2004 | 217,458 | \$ 217 | \$ |

| | ACCUMULATED DISTRIBUTIONS IN EXCESS OF NET INCOME (LOSS) | ACCUMULATED OTHER COMPREHENSIVE INCOME | ADD P C |
|---|--|---|---------------|
| | ----- | ----- | ----- |
| Balance at March 5, 2003 (inception) | \$ - | \$ - | \$ |
| Net loss | (173) | - | |
| Distributions declared (.15 per weighted average number of common shares outstanding) | (1,286) | - | |
| Proceeds from offering | - | - | |
| Offering costs | - | - | |
| Proceeds from dividend reinvestment | - | - | |

Edgar Filing: INLAND WESTERN RETAIL REAL ESTATE TRUST INC - Form POS AM

| | | | |
|---|------------|--------|-------|
| program | - | - | |
| Issuance of stock options and discounts on shares issued to affiliates | - | - | |
| | ----- | ----- | ----- |
| Balance at December 31, 2003 | \$ (1,459) | \$ - | \$ |
| Net income | 11,701 | - | |
| Unrealized gain on investment securities | - | 241 | |
| Distributions declared (.66 per weighted number of common shares outstanding) | (64,992) | - | |
| Proceeds from offering | - | - | |
| Offering costs | - | - | |
| Proceeds from dividend reinvestment program | - | - | |
| Shares repurchased | - | - | |
| Shares obligated to be repurchased as of December 31, 2004 | - | - | |
| Contribution from sponsor advances | - | - | |
| Issuance of stock options and discounts on shares issued to affiliates | - | - | |
| | ----- | ----- | ----- |
| Balance at December 31, 2004 | (54,750) | \$ 241 | \$ |
| | ===== | ===== | ===== |

See accompanying notes to consolidated financial statements

F-6

INLAND WESTERN RETAIL REAL ESTATE TRUST, INC.
(A Maryland Corporation)

CONSOLIDATED STATEMENTS OF CASH FLOWS
(Amounts in thousands)

| | Year Ended December 31, 2004 | Period (in De |
|--|---------------------------------|---------------------|
| | ----- | ----- |
| Cash flows from operations: | | |
| Net income (loss) | \$ 11,701 | \$ |
| Adjustments to reconcile net income (loss) to net cash provided by operating activities: | | |
| Depreciation | 36,149 | |
| Amortization | 11,824 | |
| Amortization of acquired above market leases | 3,119 | |
| Amortization of acquired below market leases | (4,703) | |
| Rental income under master leases | 3,025 | |
| Straight line rental income | (3,886) | |
| Straight line lease expense | 919 | |
| Minority interests | (398) | |
| Loss from investments in unconsolidated entities | 589 | |
| Issuance of stock options and discount on shares issued to affiliates | 430 | |
| Realized loss on sale of treasury contracts | 3,667 | |
| Changes in assets and liabilities: | | |

Edgar Filing: INLAND WESTERN RETAIL REAL ESTATE TRUST INC - Form POS AM

| | |
|--|-------------|
| Accounts and rents receivable net of change in allowance of \$346 and \$0 for December 31, 2004 and 2003, respectively. | (14,928) |
| Other assets | (3,276) |
| Accounts payable | 1,542 |
| Accrued interest payable | 4,306 |
| Accrued real estate taxes | 3,674 |
| Security deposits | 3,571 |
| Prepaid rental income and other liabilities | 6,195 |
| | ----- |
| Net cash flows provided by operating activities | 63,520 |
| | ----- |
| Cash flows from investing activities: | |
| Purchase of investment securities and treasury contracts | (4,713) |
| Restricted escrows | (17,105) |
| Purchase of investment properties | (3,002,437) |
| Acquired in-place lease intangibles and customer relationship value | (241,286) |
| Acquired above market leases | (42,303) |
| Acquired below market leases | 84,779 |
| Contributions from minority interests - joint ventures | 95,568 |
| Distributions to minority interests - joint ventures | (5,251) |
| Purchase of unconsolidated joint ventures | (76,232) |
| Interest capitalized for real estate under development | (85) |
| Payment of leasing fees | (761) |
| Tenant improvements payable | 4,570 |
| Other assets | (4,482) |
| Funding of notes receivable | (31,772) |
| Due to affiliates | (1,545) |
| | ----- |
| Net cash flows used in investing activities | (3,243,055) |
| | ----- |

See accompanying notes to consolidated financial statements

F-7

INLAND WESTERN RETAIL REAL ESTATE TRUST, INC.
(A Maryland Corporation)

CONSOLIDATED STATEMENTS OF CASH FLOWS
(continued)
(Amounts in thousands)

| | Year Ended | Peri |
|---|-------------------|-------|
| | December 31, 2004 | (|
| | ----- | ----- |
| Cash flows from financing activities: | | |
| Proceeds from offering | 1,955,712 | |
| Proceeds from the dividend reinvestment program | 29,070 | |
| Shares repurchased | (193) | |
| Payment of offering costs | (210,358) | |
| Proceeds from mortgage debt and notes payable | 1,653,523 | |
| Principal payments on mortgage debt | (175) | |
| Proceeds from unsecured line of credit | 165,000 | |
| Payoff of unsecured line of credit | (170,000) | |
| Payment of loan fees and deposits | (16,613) | |

Edgar Filing: INLAND WESTERN RETAIL REAL ESTATE TRUST INC - Form POS AM

| | | |
|---|----------------|-------|
| Distributions paid | (54,542) | |
| Due from affiliates | 2,585 | |
| Advances from advisor | - | |
| Contribution from sponsor advances | 2,369 | |
| | ----- | ----- |
| Net cash flows provided by financing activities | 3,356,378 | |
| | ----- | ----- |
| Net increase in cash and cash equivalents | 176,843 | |
| Cash and cash equivalents, at beginning of period | 64,381 | |
| | ----- | ----- |
| Cash and cash equivalents, at end of period | \$ 241,224 | \$ |
| | ===== | ===== |
| | | |
| Cash paid for interest, net of interest capitalized of \$85 | \$ 28,869 | |
| | ===== | ===== |
| | | |
| Restricted cash | \$ (65,923) | |
| Restricted cash liability | 65,923 | |
| | ===== | ===== |
| | | |
| Due from sponsor | \$ (654) | |
| Due to sponsor | 654 | |
| | ===== | ===== |
| | | |
| Share repurchase program | \$ (472) | |
| Share repurchase program liability | 472 | |
| | ===== | ===== |
| | | |
| Supplement schedule of non-cash investing and financing activities: | | |
| Purchase of investment properties | \$ (3,113,038) | |
| Assumption of mortgage debt | 100,139 | |
| Write-off of acquisition reserve | 521 | |
| Purchase price adjustments | 2,389 | |
| Conversion of mortgage receivable to investment property | 7,552 | |
| | ----- | ----- |
| | \$ (3,002,437) | |
| | ----- | ----- |
| | | |
| Distributions payable | \$ 11,378 | |
| | ===== | ===== |
| | | |
| Accrued offering costs payable | \$ 2,880 | |
| | ===== | ===== |
| | | |
| Write-off of fully amortized loan fees | \$ 1,170 | |
| | ===== | ===== |

See accompanying notes to financial statements

F-8

INLAND WESTERN RETAIL REAL ESTATE TRUST, INC.
(A Maryland Corporation)

NOTES TO CONSOLIDATED FINANCIAL STATEMENTS
December 31, 2004 and 2003

Edgar Filing: INLAND WESTERN RETAIL REAL ESTATE TRUST INC - Form POS AM

(1) Organization and Basis of Accounting

Inland Western Retail Real Estate Trust, Inc. (the "Company") was formed on March 5, 2003 to acquire and manage a diversified portfolio of real estate, primarily multi-tenant shopping centers. The Advisory Agreement provides for Inland Western Retail Real Estate Advisory Services, Inc. (the "Business Manager" or "Advisor"), an Affiliate of the Company, to be the Business Manager or Advisor to the Company. On September 15, 2003, the Company commenced an initial public offering (the initial public offering) of up to 250,000,000 shares of common stock at \$10 each and the issuance of 20,000,000 shares at \$9.50 each which may be distributed pursuant to the Company's distribution reinvestment program. The Company registered a second offering (the second offering) that became effective on December 28, 2004 with the Securities and Exchange Commission for up to 250,000,000 shares of common stock at \$10 each and up to 20,000,000 shares at \$9.50 each pursuant to the distribution reinvestment program. Sales of shares in the second offering began in early January 2005.

The Company is qualified and has elected to be taxed as a real estate investment trust ("REIT") under the Internal Revenue Code of 1986, as amended, for federal income tax purposes commencing with the tax year ending December 31, 2003. Since the Company qualifies for taxation as a REIT, the Company generally will not be subject to federal income tax to the extent it distributes at least 90% of its REIT taxable income to its stockholders. If the Company fails to qualify as a REIT in any taxable year, the Company will be subject to federal income tax on its taxable income at regular corporate tax rates. Even if the Company qualifies for taxation as a REIT, the Company may be subject to certain state and local taxes on its income and property and federal income and excise taxes on its undistributed income.

The Company provides the following programs to facilitate investment in the Company's shares and to provide limited liquidity for stockholders.

The Company allows stockholders who purchase shares in the initial public offering and second offering to purchase additional shares from the Company by automatically reinvesting distributions through the distribution reinvestment program ("DRP"), subject to certain share ownership restrictions. Such purchases under the DRP are not subject to selling commissions or the marketing contribution and due diligence expense allowance, and are made at a price of \$9.50 per share.

The Company will repurchase shares under the share repurchase program ("SRP"), if requested, at least once quarterly on a first-come, first-served basis, subject to certain restrictions. Subject to funds being available, the Company will limit the number of shares repurchased during any calendar year to 5% of the weighted average number of shares outstanding during the prior calendar year. Funding for the SRP will come exclusively from proceeds that the Company receives from the sale of shares under the DRP and such other operating funds, if any, as the Company's board of directors, at its sole discretion, may reserve for this purpose. The board, at its sole discretion, may choose to terminate the share repurchase program after the end of the offering period, or reduce the number of shares purchased under the program, if it determines that the funds allocated to the SRP are needed for other purposes, such as the acquisition, maintenance or repair of properties, or for use in making a declared distribution. A determination by the board to eliminate or reduce the share repurchase program will require the unanimous affirmative vote of the independent directors. As of December 31, 2004, the Company had repurchased 10,350 shares for \$192,667.

The accompanying Consolidated Financial Statements include the accounts of the Company, as well as all wholly owned subsidiaries and consolidated joint venture investments. Wholly owned subsidiaries generally consist of limited liability companies (LLC's) and limited partnerships (LP's). The effects of all

Edgar Filing: INLAND WESTERN RETAIL REAL ESTATE TRUST INC - Form POS AM

significant intercompany transactions have been eliminated.

F-9

INLAND WESTERN RETAIL REAL ESTATE TRUST, INC.
(A Maryland Corporation)

NOTES TO CONSOLIDATED FINANCIAL STATEMENTS
December 31, 2004 and 2003
(continued)

The Company would consolidate certain property holding entities and other subsidiaries that it owns less than a 100% equity interest if the entity is a variable interest entity ("VIE") and it is the primary beneficiary (as defined in FASB Interpretation 46(R) CONSOLIDATION OF VARIABLE INTEREST ENTITIES, an Interpretation of ARB No. 51, as revised ("FIN 46(R)"). For joint ventures that are not VIE's of which the Company owns less than 100% of the equity interest, the Company consolidates the property if it receives substantially all of the economics or has the direct or indirect ability to make major decisions. Major decisions are defined in the respective joint venture agreements and generally include participating and protective rights such as decisions regarding major leases, encumbering the entities with debt and whether to dispose of the entities.

The Company has a 95% ownership interest in the LLC's which own Gateway Village, Boulevard at the Capital Centre, Towson Circle, Reisterstown Road Plaza and Tollgate Marketplace, however, the Company shares equally in major decisions. These entities are considered VIE's as defined in FIN 46(R) and the Company is considered the primary beneficiary. Therefore these entities are consolidated by the Company and the 5% outside ownership interest is reflected as minority interest in the accompanying Consolidated Financial Statements.

The Company has a 60.9% ownership interest in, and is the controlling member of the LLC which owns Cardiff Hall East Apartments. The other members' interests in the property are reflected as minority interest in the accompanying Consolidated Financial Statements.

(2) Summary of Significant Accounting Policies

The accompanying Consolidated Financial Statements have been prepared in accordance with accounting principles generally accepted in the United States of America ("GAAP") and require management to make estimates and assumptions that affect the reported amounts of assets and liabilities and disclosure of contingent assets and liabilities at the date of the consolidated financial statements and the reported amounts of revenues and expenses during the reporting periods. Actual results could differ from those estimates.

Certain reclassifications have been made to the 2003 financial statements to conform to the 2004 presentations.

Rental income is recognized on a straight-line basis over the term of each lease. The difference between rental income earned on a straight-line basis and the cash rent due under the provisions of the lease agreements is recorded as deferred rent receivable and is included as a component of accounts and rents receivable in the accompanying consolidated balance sheets.

The Company records lease termination income if there is a signed termination agreement, all of the conditions of the agreement have been met, and the tenant is no longer occupying the property.

Staff Accounting Bulletin ("SAB") 101, REVENUE RECOGNITION IN FINANCIAL

Edgar Filing: INLAND WESTERN RETAIL REAL ESTATE TRUST INC - Form POS AM

STATEMENTS, determined that a lessor should defer recognition of contingent rental income (i.e. percentage/excess rent) until the specified target (i.e. breakpoint) that triggers the contingent rental income is achieved. The Company records percentage rental revenue in accordance with the SAB 101.

The Company considers all demand deposits, money market accounts and investments in certificates of deposit and repurchase agreements purchased with a maturity of three months or less, at the date of purchase, to be cash equivalents. The Company maintains its cash and cash equivalents at financial institutions. The combined account balances at one or more institutions periodically exceed the Federal Depository Insurance Corporation ("FDIC") insurance coverage and, as a result, there is a concentration of credit risk related to amounts on deposit in excess of FDIC insurance coverage. The Company believes that the risk is not significant, as the Company does not anticipate the financial institutions' non-performance.

F-10

INLAND WESTERN RETAIL REAL ESTATE TRUST, INC.
(A Maryland Corporation)

NOTES TO CONSOLIDATED FINANCIAL STATEMENTS
December 31, 2004 and 2003
(continued)

The Company classifies its investment in securities in one of three categories: trading, available-for-sale, or held-to-maturity. Trading securities are bought and held principally for the purpose of selling them in the near term. Held-to-maturity securities are those securities in which the Company has the ability and intent to hold the security until maturity. All securities not included in trading or held-to-maturity are classified as available-for-sale. Investment in securities at December 31, 2004 consists of common stock investments and is classified as available-for-sale securities and is recorded at fair value. Unrealized holding gains and losses on available-for-sale securities are excluded from earnings and reported as a separate component of other comprehensive income until realized. Realized gains and losses from the sale of available-for-sale securities are determined on a specific identification basis. A decline in the market value of any available-for-sale security below cost that is deemed to be other than temporary, results in a reduction in the carrying amount to fair value. The impairment is charged to earnings and a new costs basis for the security is established. To determine whether an impairment is other than temporary, the Company considers whether it has the ability and intent to hold the investment until a market price recovery and considers whether evidence indicating the cost of the investment is recoverable outweighs evidence to the contrary. Evidence considered in this assessment includes the reasons for the impairment, the severity and duration of the impairment, changes in value subsequent to year end and forecasted performance of the investee. Of the investment securities held on December 31, 2004, the Company has accumulated other comprehensive income of \$241,015.

Costs associated with the offerings are deferred and charged against the gross proceeds of the offerings upon closing. Formation and organizational costs are expensed as incurred. For the period from March 5, 2003 (inception) through December 31, 2003, \$7,500 of organizational costs was expensed. No organizational costs were expensed in the year ended December 31, 2004.

The Company applies the fair value method of accounting as prescribed by Statement of Financial Accounting Standards ("SFAS") No. 123, ACCOUNTING FOR STOCK-BASED COMPENSATION for its stock options granted. Under this method, the Company will report the value of granted options as a charge against earnings ratably over the vesting period.

Edgar Filing: INLAND WESTERN RETAIL REAL ESTATE TRUST INC - Form POS AM

The Company enters into interest rate futures contracts or treasury contracts as a means of reducing exposure to rising interest rates. At inception, contracts are evaluated in order to determine if they will qualify for hedge accounting treatment and will be accounted for either on a deferral, accrual or market value basis depending on the nature of the hedge strategy and the method used to account for the hedged item. Hedge criteria include demonstrating the manner in which the hedge will reduce risk, identifying the specific asset, liability or firm commitment being hedged, and citing the time horizon being hedged.

For the year ended December 31, 2004, the Company entered into treasury contracts with a futures commission merchant with yields ranging from 3.27% to 3.85% for 5 year treasury contracts and 4.00% to 4.63% for 10 year treasury contracts. On December 31, 2004, the treasury contracts had a liquidation value of \$46,005 resulting in a loss of \$3,666,894 for the year ended December 31, 2004. As these treasury contracts are not offsetting future commitments and therefore do not qualify as hedges, the net loss is recognized currently in earnings.

Differences between the carrying amount of the investment in unconsolidated joint ventures and the Company's equity in the underlying assets are depreciated over 30 years.

Real estate acquisitions are recorded at costs less accumulated depreciation. Ordinary repairs and maintenance are expensed as incurred.

Depreciation expense is computed using the straight line method. Building and improvements are depreciated based upon estimated useful lives of 30 years for building and improvements and 15 years for site improvements.

F-11

INLAND WESTERN RETAIL REAL ESTATE TRUST, INC. (A Maryland Corporation)

NOTES TO CONSOLIDATED FINANCIAL STATEMENTS December 31, 2004 and 2003 (continued)

In accordance with SFAS No. 144, the Company performs an analysis to identify impairment indicators to ensure that the investment property's carrying value does not exceed its fair value. The valuation analysis performed by the Company is based upon many factors which require difficult, complex or subjective judgments to be made. Such assumptions include projecting vacancy rates, rental rates, operating expenses, lease terms, tenant financial strength, economy, demographics, property location, capital expenditures and sales value among other assumptions to be made upon valuing each property. This valuation is sensitive to the actual results of any of these uncertain factors, either individually or taken as a whole. Based upon the Company's judgment, no impairment was warranted as of December 31, 2004 or December 31, 2003.

Tenant improvements are amortized on a straight line basis over the life of the related lease as a component of amortization expense.

Leasing fees are amortized on a straight-line basis over the life of the related lease.

Loan fees are amortized on a straight-line basis over the life of the related loans.

The Company allocates the purchase price of each acquired investment property

between land, building and improvements, acquired above market and below market leases, in-place lease value, and any assumed financing that is determined to be above or below market terms. In addition, we allocate a portion of the purchase price to the value of the customer relationships. The allocation of the purchase price is an area that requires judgment and significant estimates. The Company uses the information contained in the independent appraisal obtained at acquisition as the primary basis for the allocation to land and building and improvements. The Company determines whether any financing assumed is above or below market based upon comparison to similar financing terms for similar investment properties. The Company also allocates a portion of the purchase price to the estimated acquired in-place lease costs based on estimated lease execution costs for similar leases as well as lost rent payments during assumed lease-up period when calculating as if vacant fair values. The Company considers various factors including geographic location and size of leased space. The Company also evaluates each acquired lease based upon current market rates at the acquisition date and considers various factors including geographical location, size and location of leased space within the investment property, tenant profile, and the credit risk of the tenant in determining whether the acquired lease is above or below market lease costs. After an acquired lease is determined to be above or below market lease costs, the Company allocates a portion of the purchase price to such above or below acquired lease costs based upon the present value of the difference between the contractual lease rate and the estimated market rate. However, for below market leases with fixed rate renewals, renewal periods are included in the calculation of below market in-place lease values. The determination of the discount rate used in the present value calculation is based upon the "risk free rate." This discount rate is a significant factor in determining the market valuation which requires the Company's judgment of subjective factors such as market knowledge, economics, demographics, location, visibility, age and physical condition of the property.

The application of the SFAS Nos. 141 and 142 resulted in the recognition upon acquisition of additional intangible assets and liabilities relating to real estate acquisitions during the years ended December 31, 2004 and December 31, 2003. The portion of the purchase price allocated to acquired above market lease costs and acquired below market lease costs are amortized on a straight line basis over the life of the related lease as an adjustment to rental income and over the respective renewal period for below market lease costs with fixed rate renewals. Amortization pertaining to the above market lease costs of \$3,118,699 was applied as a reduction to rental income for the year ended December 31, 2004 and \$5,227 for the period from March 5, 2003 (inception) through December 31, 2003. Amortization pertaining to the below market lease costs of \$4,703,357 was applied as an increase to rental income for the year ended December 31, 2004 and \$15,386 for the period from March 5, 2003 (inception) through December 31, 2003.

F-12

INLAND WESTERN RETAIL REAL ESTATE TRUST, INC.
(A Maryland Corporation)

NOTES TO CONSOLIDATED FINANCIAL STATEMENTS
December 31, 2004 and 2003
(continued)

The portion of the purchase price allocated to acquired in-place lease intangibles is amortized on a straight line basis over the life of the related lease. The Company incurred amortization expense pertaining to acquired in-place lease intangibles of \$9,923,630 for the year ended December 31, 2004 and \$51,773 for the period from March 5, 2003 (inception) through December 31, 2003.

The portion of the purchase price allocated to customer relationship value is amortized on a straight line basis over the life of the related lease.

Edgar Filing: INLAND WESTERN RETAIL REAL ESTATE TRUST INC - Form POS AM

The following table presents the amortization during the next five years related to the acquired in-place lease intangibles, customer relationship value, acquired above market lease costs and the below market lease costs for properties owned at December 31, 2004.

| Amortization of: | 2005 | 2006 | 2007 | 2008 |
|--|-----------------|--------------|--------------|--------------|
| | ---- | ---- | ---- | ---- |
| Acquired above market lease costs | \$ (5,576,668) | (5,391,370) | (4,558,366) | (4,275,216) |
| Acquired below market lease costs | 9,930,801 | 9,166,611 | 8,238,008 | 7,337,557 |
| | | | | |
| Net rental income increase | \$ 4,354,133 | 3,775,241 | 3,679,642 | 3,062,341 |
| | | | | |
| Acquired in-place lease intangibles | \$ (25,857,397) | (25,857,397) | (25,857,397) | (25,803,230) |
| Customer relationship value | \$ (200,000) | (200,000) | (200,000) | (200,000) |

In conjunction with certain acquisitions, the Company receives payments under master lease agreements pertaining to certain, non-revenue producing spaces either at the time of, or subsequent to, the purchase of some of the Company's properties. Upon receipt of the payments, the receipts are recorded as a reduction in the purchase price of the related properties rather than as rental income. These master leases were established at the time of purchase in order to mitigate the potential negative effects of loss of rent and expense reimbursements. Master lease payments are received through a draw of funds escrowed at the time of purchase and may cover a period from three months to three years. These funds may be released to either the Company or the seller when certain leasing conditions are met. Restricted cash includes funds received by third party escrow agents from sellers pertaining to master lease agreements. The Company records the third party escrow funds as both an asset and a corresponding liability, until certain leasing conditions are met.

Restricted escrows primarily consist of lenders' restricted escrows and earnout escrows. Earnout escrows are established upon the acquisition of certain investment properties for which the funds may be released to the seller when certain leasing conditions have been met.

Notes receivable relate to real estate financing arrangements and bear interest at a market rate based on the borrower's credit quality and are recorded at face value. Interest is recognized over the life of the note. The Company requires collateral for the notes.

F-13

INLAND WESTERN RETAIL REAL ESTATE TRUST, INC.
(A Maryland Corporation)

NOTES TO CONSOLIDATED FINANCIAL STATEMENTS
December 31, 2004 and 2003

Edgar Filing: INLAND WESTERN RETAIL REAL ESTATE TRUST INC - Form POS AM

(continued)

A note is considered impaired pursuant to SFAS No. 114, ACCOUNTING BY CREDITORS FOR IMPAIRMENT OF A LOAN. Pursuant to SFAS No. 114, a note is impaired if it is probable that the Company will not collect all principal and interest contractually due. The impairment is measured based on the present value of expected future cash flows discounted at the note's effective interest rate. The Company does not accrue interest when a note is considered impaired. When ultimate collectibility of the principal balance of the impaired note is in doubt, all cash receipts on impaired notes are applied to reduce the principal amount of such notes until the principal has been recovered and are recognized as interest income, thereafter.

The carrying amount of the Company's debt approximates fair value. The Company estimates the fair value of its mortgages payable by discounting the future cash flows of each instrument at rates currently offered to the Company for similar debt instruments of comparable maturities by the Company's lenders. The carrying amount of the Company's other financial instruments approximate fair value because of the relatively short maturity of these instruments.

New Accounting Pronouncements

In December 2004, the FASB issued SFAS No. 153, EXCHANGE OF NONMONETARY ASSETS, AN AMENDMENT OF APB OPINION NO. 29, ("SFAS 153"). The amendments made by SFAS 153 are based on the principle that exchanges of nonmonetary assets should be measured on the fair value of assets exchanged. It eliminates the exceptions for nonmonetary exchanges of similar productive assets and replaces it with a broader exception for exchanges of nonmonetary assets that do not have commercial substance. The statement is effective for nonmonetary exchanges occurring in fiscal periods beginning after June 15, 2005. The Company does not believe that the adoption of SFAS 153 will have a material impact on its Consolidated Financial Statements.

(3) Transactions with Affiliates

The Business Manager or Advisor contributed \$200,000 to the capital of the Company for which it received 20,000 shares of common stock.

Certain compensation and fees payable to the Business Manager or Advisor for services to be provided to the Company are limited to maximum amounts.

Nonsubordinated payments:

Offering stage:

| | |
|--|--|
| Selling commissions | 7.5% of the sale price for each share |
| Marketing contribution and due diligence allowance | 3.0% of the gross offering proceeds |
| Reimbursable expenses and other expenses of issuance | We will reimburse our sponsor for actual costs in behalf, in connection with the offerings |

Acquisition stage:

| | |
|----------------------|---|
| Acquisition expenses | We will reimburse an affiliate of our business manager or advisor for costs incurred, on our behalf, in connection with the acquisition of properties |
|----------------------|---|

F-14

INLAND WESTERN RETAIL REAL ESTATE TRUST, INC.
(A Maryland Corporation)

NOTES TO CONSOLIDATED FINANCIAL STATEMENTS
December 31, 2004 and 2003
(continued)

Operational stage:

| | |
|--|---|
| Property management fee THIS FEE TERMINATES UPON A BUSINESS COMBINATION WITH THE PROPERTY MANAGEMENT COMPANY. | 4.5% of the gross income from the properties. (cannot exceed 90% of the fee which would be payable to an unrelated third party) |
| Loan servicing fee | .03% per year on the first billion dollars of mortgages serviced and .01% thereafter |
| Other property level services | Compensation for these services will not exceed 90% of the fee that which would be paid to any third party for similar services |
| Reimbursable expenses relating to administrative services | The compensation and reimbursements to our business advisor and its affiliates will be approved by a majority of directors |

Liquidation stage:

| | |
|---|--|
| Property disposition fee THIS FEE TERMINATES UPON A BUSINESS COMBINATION WITH THE ADVISOR | Lesser of 3% of sales price or 50% of the customary commission which would be paid to a third party |
|---|--|

Subordinated payments:

Operational stage:

| | |
|--|---|
| Advisor asset management fee THIS FEE TERMINATES UPON A BUSINESS COMBINATION WITH THE ADVISOR | Not more than 1% per annum of our average assets; Subordinated to a non-cumulative, non-compounded return equal to 6% per annum |
|--|---|

Liquidation stage:

| | |
|--|---|
| Incentive advisory fee THIS FEE TERMINATES UPON A BUSINESS COMBINATION WITH THE ADVISOR | After the stockholders have first received a 10% non-compounded return per year and a return of 15% on investment, an incentive advisory fee equal to 15% of the proceeds from the sale of a property will be paid to the business manager or advisor |
|--|---|

F-15

INLAND WESTERN RETAIL REAL ESTATE TRUST, INC.
(A Maryland Corporation)

NOTES TO CONSOLIDATED FINANCIAL STATEMENTS
December 31, 2004 and 2003

(continued)

On October 31, 2003, the Company acquired an existing shopping center known as The Shops at Park Place through the purchase of all of the membership interests of the general partner and the membership interests of the limited partner of the limited partnership holding title to this property. The center contains approximately 116,300 gross leasable square feet and is located in Plano, Texas. An affiliate of our Advisor, Inland Park Place Limited Partnership, acquired this property on September 30, 2003 from CDG Park Place LLC, an unaffiliated third party for \$23,868,000. Inland Park Place Limited Partnership agreed to sell this property to the Company when sufficient funds from the sale of shares to acquire this property were raised. Inland Park Place Limited Partnership agreed to sell this property to the Company for the price the affiliate paid to the unaffiliated third party, plus any actual costs incurred. The Company's board of directors unanimously approved acquiring this property, including a unanimous vote of the independent directors. The total acquisition cost to the Company was \$24,000,000, which included \$132,000 of costs incurred by the affiliate.

As of December 31, 2004 and December 31, 2003, the Company had incurred \$234,014,231 and \$22,144,814 of offering costs, of which \$175,508,624 and \$16,859,779, respectively, were paid or accrued to affiliates. Pursuant to the terms of the offerings, the Business Manager or Advisor has guaranteed payment of all public offering expenses (excluding sales commissions and the marketing contribution and the due diligence expense allowance) in excess of 5.5% of the gross proceeds of the offerings or all organization and offering expenses (including selling commissions) which together exceed 15% of gross proceeds. As of December 31, 2004 and December 31, 2003, offering costs did not exceed the 5.5% and 15% limitations. The Company anticipates that these costs will not exceed these limitations upon completion of the offerings.

The Business Manager or Advisor and its affiliates are entitled to reimbursement for salaries and expenses of employees of the Business Manager or Advisor and its affiliates relating to the offerings. In addition, an affiliate of the Business Manager or Advisor is entitled to receive selling commissions, and the marketing contribution and due diligence expense allowance from the Company in connection with the offerings. Such costs are offset against the stockholders' equity accounts. Such costs totaled \$175,508,624 and \$16,859,779, of which \$2,879,894 and \$1,061,791 were unpaid at December 31, 2004 and December 31, 2003, respectively.

The Business Manager or Advisor and its affiliates are entitled to reimbursement for general and administrative costs relating to the Company's administration. Such costs are included in general and administrative expenses to affiliates, in addition to costs that were capitalized pertaining to property acquisitions. For the year ended December 31, 2004 and the period from March 5, 2003 (inception) through December 31, 2003, the Company incurred \$1,542,986 and \$194,017 of these costs, respectively, of which \$957,471 and \$40,703 remained unpaid as of December 31, 2004 and 2003, respectively, and are included in due to affiliates on the Consolidated Balance Sheets.

An affiliate of the Business Manager or Advisor provides loan servicing to the Company for an annual fee. The agreement allows for annual fees totaling .03% of the first \$1 billion in mortgage balance outstanding and .01% of the remaining mortgage balances, payable monthly. Such fees totaled \$140,859 for the year ended December 31, 2004 and \$328 for the period from March 5, 2003 (inception) through December 31, 2003.

The Company used the services of an affiliate of the Business Manager or Advisor to facilitate the mortgage financing that the Company obtained on some of the properties purchased. The Company pays the affiliate .02% of the principal amount of each loan obtained on the Company's behalf. Such costs are capitalized

Edgar Filing: INLAND WESTERN RETAIL REAL ESTATE TRUST INC - Form POS AM

as loan fees and amortized over the respective loan term. For the year ended December 31, 2004 and for the period from March 5, 2003 (inception) through December 31, 2003, the Company paid loan fees totaling \$3,475,472 and \$59,523 to this affiliate, respectively.

F-16

INLAND WESTERN RETAIL REAL ESTATE TRUST, INC. (A Maryland Corporation)

NOTES TO CONSOLIDATED FINANCIAL STATEMENTS December 31, 2004 and 2003 (continued)

The Company may pay an advisor asset management fee of not more than 1% of the average assets. Average asset value is defined as the average of the total book value, including acquired intangibles, of the Company's real estate assets plus the Company's loans receivable secured by real estate, before reserves for depreciation, reserves for bad debt or other similar non-cash reserves. The Company computes the average assets by taking the average of these values at the end of each month for which the fee is being calculated. The fee would be payable quarterly in an amount equal to 1/4 of 1% of average assets as of the last day of the immediately preceding quarter. For any year in which the Company qualifies as a REIT, the advisor must reimburse the Company for the following amounts if any: (1) the amounts by which total operating expenses, the sum of the advisor asset management fee plus other operating expenses, paid during the previous fiscal year exceed the greater of: (i) 2% of average assets for that fiscal year, or (ii) 25% of net income for that fiscal year; plus (2) an amount, which will not exceed the advisor asset management fee for that year, equal to any difference between the total amount of distributions to stockholders for that year and the 6% minimum annual return on the net investment of stockholders. The Company neither paid nor accrued such fees because the Business Manager or Advisor agreed to forego such fees for the year ended December 31, 2004 and for the period from March 5, 2003 (inception) to December 31, 2003.

The property managers, entities owned principally by individuals who are affiliates of the Business Manager or Advisor, are entitled to receive property management fees totaling 4.5% of gross operating income, for management and leasing services. The Company incurred property management fees of \$5,381,721 and \$16,627 for the year ended December 31, 2004 and the period from March 5, 2003 (inception) through December 31, 2003, respectively. None remained unpaid as of December 31, 2004 or December 31, 2003.

The Company established a discount stock purchase policy for affiliates of the Company and the Business Manager or Advisor that enables the affiliates to purchase shares of common stock at a discount at either \$8.95 or \$9.50 per share depending on when the shares are purchased. The Company sold 605,060 and 59,497 shares of common stock to affiliates and recognized an expense related to these discounts of \$427,122 and \$62,472 for the year ended December 31, 2004 and the period from March 5, 2003 (inception) to December 31, 2003, respectively.

As of December 31, 2004 and 2003, the Company was due funds from affiliates in the amount of \$654,004 and \$918,750, respectively which is comprised of \$654,004 and \$845,000, respectively, which is due from the sponsor for reimbursement of a portion of distributions paid. The remaining \$73,750 as of December 31, 2003 is due from an affiliate for costs paid on their behalf by the Company. The sponsor has agreed to advance funds to the Company for a portion of distributions paid to the Company's shareholders until funds available for distributions are sufficient to cover the distributions. The sponsor forgave \$2,369,139 of these amounts during the second quarter of 2004 and these funds are no longer due and

Edgar Filing: INLAND WESTERN RETAIL REAL ESTATE TRUST INC - Form POS AM

are recorded as a contribution to capital in the accompanying Consolidated Financial Statements. As of December 31, 2004 and December 31, 2003, the Company owed funds to the sponsor in the amount of \$3,522,670 and \$1,202,519, respectively, for repayment of the funds advanced for payment of distributions.

As of December 31, 2003 the Company owed funds to an affiliate in the amount of \$2,154,158 for the reimbursement of costs paid by the affiliate on behalf of the Company. The amount due at December 31, 2003 was repaid during 2004.

F-17

INLAND WESTERN RETAIL REAL ESTATE TRUST, INC. (A Maryland Corporation)

NOTES TO CONSOLIDATED FINANCIAL STATEMENTS December 31, 2004 and 2003 (continued)

(4) Stock Option Plan

The Company has adopted an Independent Director Stock Option Plan which, subject to certain conditions, provides for the grant to each independent director of an option to acquire 3,000 shares following their becoming a director and for the grant of additional options to acquire 500 shares on the date of each annual stockholders' meeting. The options for the initial 3,000 shares are exercisable as follows: 1,000 shares on the date of grant and 1,000 shares on each of the first and second anniversaries of the date of grant. The subsequent options will be exercisable on the second anniversary of the date of grant. The initial options will be exercisable at \$8.95 per share. The subsequent options will be exercisable at the fair market value of a share on the last business day preceding the annual meeting of stockholders. As of December 31, 2004 and 2003, we have issued 3,500 and 3,000 options, respectively, to acquire shares to each of our independent directors, for a total of 17,500 and 15,000 options, respectively, of which none have been exercised or expired.

The per share weighted average fair value of options granted was \$0.60 on the date of the grant using the Black Scholes option-pricing model with the following assumptions: expected dividend yield of 8%, risk free interest rate of 2.0%, expected life of five years and expected volatility rate of 18.0%. The Company had recorded \$3,000 as expense for the 5,000 options (1,000 options per director) vesting upon the date of grant as of December 31, 2003 and is recording the remaining \$6,000 in expense related to 2003 grants ratably over the remaining two-year vesting period. During the year ended December 31, 2004, the Company issued an additional 2,500 options with a weighted average fair value at the date of grant of \$1,500 and recorded \$3,375 of expense related to stock options.

(5) Leases

Master Lease Agreements

In conjunction with certain acquisitions, the Company received payments under master lease agreements pertaining to certain non-revenue producing spaces at the time of purchase, for periods ranging from three months to three years after the date of purchase or until the spaces are leased. As these payments are received, they are recorded as a reduction in the purchase price of the respective property rather than as rental income. The cumulative amount of such payments was \$3,024,547 as of December 31, 2004. No such payments were received in 2003.

Operating Leases

Edgar Filing: INLAND WESTERN RETAIL REAL ESTATE TRUST INC - Form POS AM

Minimum lease payments to be received under operating leases, excluding rental income under master lease agreements and assuming no expiring leases are renewed, are as follows:

| | Minimum Lease Payments |
|------------|---------------------------|
| | ----- |
| 2005 | \$ 227,000,049 |
| 2006 | 221,072,711 |
| 2007 | 212,006,042 |
| 2008 | 201,306,939 |
| 2009 | 184,145,285 |
| Thereafter | 1,106,350,470 |
| | ----- |
| Total | \$ 2,151,881,496 |
| | ===== |

The remaining lease terms range from one year to 55 years. Pursuant to the lease agreements, tenants of the property are required to reimburse the Company for some or their entire pro rata share of the real estate taxes, operating expenses and management fees of the properties. Such amounts are included in tenant recovery income.

F-18

INLAND WESTERN RETAIL REAL ESTATE TRUST, INC.
(A Maryland Corporation)

NOTES TO CONSOLIDATED FINANCIAL STATEMENTS
December 31, 2004 and 2003
(continued)

Ground Leases

The Company leases land under noncancelable operating leases at certain of the properties expiring in various years from 2028 to 2096. For the year ended December 31, 2004, ground lease rent was \$2,187,286. No ground lease payments were made in 2003. Minimum future rental payments to be paid under the ground leases are as follows:

| | Minimum Lease Payments |
|------------|---------------------------|
| | ----- |
| 2005 | \$ 3,186,464 |
| 2006 | 3,187,605 |
| 2007 | 3,238,811 |
| 2008 | 3,240,086 |
| 209 | 3,402,159 |
| Thereafter | 342,280,751 |
| | ----- |
| Total | \$ 358,535,876 |
| | ===== |

Edgar Filing: INLAND WESTERN RETAIL REAL ESTATE TRUST INC - Form POS AM

(6) Notes Receivable

The notes receivable balance of \$31,771,731 as of December 31, 2004 consisted of two installment notes, one from Newman Development Group of Gilroy, LLC (Gilroy) and one from Newman Development Group of Richland, LLC (Richland) that mature on July 15, 2005 and August 15, 2005, respectively. These notes are secured by first mortgages on Pacheco Pass Shopping Center and Quakertown Shopping Center, respectively and are guaranteed personally by the owners of Gilroy and Richland. Interest only is due in advance on the first of each month at a rate of 6.993% per annum for Gilroy and 7.5572% per annum for Richland. Upon closing, an interest reserve escrow totaling three months of interest payments was established for both notes.

The notes receivable balance of \$7,552,155 as of December 31 2003 consisted of an installment note from Fourth Quarter Properties XIV, LLC (Fourth) that matured on January 15, 2004. This installment note was secured by a 49% interest in Fourth, which owned the remaining portion of the Newnan Crossing shopping center and was also guaranteed personally by the owner of Fourth. Interest only at a rate of 7.6192% per annum was due on the note. The installment note was advanced to Fourth in contemplation of the Company purchasing the remaining portions of Newnan Crossing. The Company did not call the note on January 15, 2004 and subsequently purchased the property on February 13, 2004 at which time the note was paid in full by Fourth as a credit to the purchase price of the property.

(7) Mortgages and Note Payable

Mortgage loans outstanding as of December 31, 2004 were \$1,782,538,627 and had a weighted average interest rate of 4.58%. Of this amount, \$1,635,745,627 had fixed rates ranging from 3.96% to 8.02% and a weighted average fixed rate of 4.67% at December 31, 2004. The rate of 8.02% represented the interest rate on the mortgage for Cardiff Hall East (Cardiff), a joint venture entity which the Company consolidates. Excluding the Cardiff mortgage, the highest fixed rate on our mortgage debt was 6.34%. The remaining \$146,793,000 represented variable rate loans with a weighted average interest rate of 3.55% at December 31, 2004. Properties with a net carrying value of \$2,906,338,366 at December 31, 2004 and related tenant leases are pledged as collateral. As of December 31, 2004, scheduled maturities for the Company's outstanding mortgage indebtedness had various due dates through August 2023.

F-19

INLAND WESTERN RETAIL REAL ESTATE TRUST, INC.
(A Maryland Corporation)

NOTES TO CONSOLIDATED FINANCIAL STATEMENTS
December 31, 2004 and 2003
(continued)

The following table shows the mortgage debt maturing during the next five years:

| | 2005 ----- | 2006 ----- | 2007 ----- | 2008 ----- |
|--------------------|---------------|---------------|---------------|---------------|
| Maturing debt | | | | |
| Fixed rate debt | 920,574 | 981,221 | 57,906,321 | 47,322,706 |
| Variable rate debt | 15,672,533 | 637,533 | 637,533 | 637,533 |

Edgar Filing: INLAND WESTERN RETAIL REAL ESTATE TRUST INC - Form POS AM

The debt is cross-collateralized among the properties in connection with the financing of Heritage Towne Crossing and Eckerd Drug Stores in Norman and Edmond, OK.

As part of the Plaza Santa Fe II loan assumption, a promissory note approximating \$414,000 was executed between the Company and the seller for the total amount that the seller had paid into escrows under the loan agreement as of the acquisition date. The note bears interest at the rate of prime less 3.00%, payable to the seller upon maturity of the note in 2006. The seller also agreed to fund the Company's monthly required payments into this escrow for a period of two years. Each monthly payment funded by the seller increases the principal balance of the note payable. The outstanding note payable balance at December 31, 2004 is approximately \$575,000.

(8) Line of Credit

On December 24, 2003, the Company entered into a \$150,000,000 unsecured line of credit arrangement with a bank for a period of one year. The funds from this line of credit were used to provide liquidity from the time a property was purchased until permanent debt was placed on the property. The Company was required to pay interest only on the outstanding balance from time to time under the line at the rate equal to LIBOR plus 175 basis points. The Company was also required to pay, on a quarterly basis, an amount ranging from .15% to .30%, per annum, on the average daily undrawn funds remaining under this line. The line of credit required compliance with certain covenants, such as debt service ratios, minimum net worth requirements, distribution limitations and investment restrictions. As of December 31, 2003, the Company was in compliance with such covenants. In connection with obtaining this line of credit, the Company paid fees in an amount totaling approximately \$1,044,000 (which included a .65% commitment fee). The outstanding balance on the line of credit was \$5,000,000 as of December 31, 2003 with an effective interest rate of 2.9375% per annum.

On December 16, 2004, the Company terminated the existing line of credit agreement and executed a new unsecured line of credit facility with a bank for up to \$100,000,000 with an optional unsecured borrowing capacity of \$150,000,000 for a total unsecured borrowing capacity of \$250,000,000. The facility has an initial term of one year with two one-year extension options, with an annual variable interest rate. The funds from this line of credit may be used to provide liquidity from the time a property is purchased until permanent debt is placed on that property. The line of credit requires interest only payments monthly at the rate equal to the London InterBank Offered Rate or LIBOR plus 175 basis points which ranged from 2.34% to 2.42% during the quarter ended December 31, 2004. The Company is also required to pay, on a quarterly basis, an amount ranging from .15% to .25%, per annum, on the average daily undrawn funds under this line. The line of credit requires compliance with certain covenants, such as debt service ratios, minimum net worth requirements, distribution limitations and investment restrictions. As of December 31, 2004, the Company was in compliance with such covenants. There was no outstanding balance on the line as of December 31, 2004.

(9) Investments in Unconsolidated Joint Ventures

On August 11, 2004, CR Investors, LLC, an entity wholly owned by Reisterstown Plaza Holdings, LLC (a joint venture entity consolidated by the Company), invested \$5,781,600 to purchase a 36.5% tenancy in common interest in an apartment complex known as Courthouse Square located in Towson, MD.

Edgar Filing: INLAND WESTERN RETAIL REAL ESTATE TRUST INC - Form POS AM

(A Maryland Corporation)

NOTES TO CONSOLIDATED FINANCIAL STATEMENTS

December 31, 2004 and 2003

(continued)

On November 5, 2004, CRP Power Plant Investors, LLC, an entity wholly owned by Reisterstown Plaza Holdings, LLC (a joint venture entity consolidated by the Company), invested \$15,000,000 to purchase a 37.5% interest in a retail/office complex known as The Power Plant located in Baltimore, MD. On the same day, CGW Power Plant Investors, LLC, an entity wholly owned by Gateway Village Holding, LLC (a joint venture entity consolidated by the Company), invested \$5,000,000 to purchase a 12.5% interest in The Power Plant.

On November 5, 2004, CTC Pier IV Investors, LLC, an entity wholly owned by Towson Circle Holding, LLC (a joint venture entity consolidated by the Company), invested \$5,000,000 to purchase a 16.67% interest in a retail/office complex known as Pier IV located in Baltimore, MD. On the same day, CTOLL Pier IV Investors, LLC, an entity wholly owned by Tollgate Marketplace Holding Company, LLC (a joint venture entity consolidated by the Company), invested \$15,000,000 to purchase a 50.0% interest in Pier IV.

On December 23, 2004, NP Acquisitions, LLC, an entity wholly owned by CR Investors, LLC an entity wholly owned by Reisterstown Plaza Holdings, LLC (a joint venture entity consolidated by the Company), invested \$2,250,000 to purchase a 25% tenancy in common interest in a retail complex known as North Plaza Shopping Center located in Parkville, MD.

On December 29, 2004, CGW Louisville Investors, LLC, an entity wholly owned by Gateway Village Holding, LLC (a joint venture entity consolidated by the Company), invested \$1,900,000 to purchase a 3.3% interest in a retail/office complex known as Louisville Galleria located in Louisville, KY. On the same day, CTOLL Louisville Investors, LLC, an entity wholly owned by Tollgate Marketplace Holding Company, LLC (a joint venture entity consolidated by the Company), invested \$7,200,000 to purchase a 12.0% interest in Louisville Galleria. Also, on the same day, CCC Louisville Investors, LLC an entity wholly owned by Capital Centre Holdings, LLC (a joint venture entity consolidated by the Company), invested \$19,100,000 to purchase a 31.8% member interest in Louisville Galleria.

These investments are accounted for utilizing the equity method of accounting. Under the equity method of accounting, the net equity investment of the Company is reflected on the Consolidated Balance Sheets and the Consolidated Statements of Operations includes the Company's share of net income or loss from the unconsolidated entity. For the year ended December 31, 2004, all equity in earnings of unconsolidated entities was allocated to the Company's joint venture partners in accordance with the entities' operating agreements.

(10) Segment Reporting

The Company owns and seeks to acquire single-user net lease properties and multi-tenant shopping centers principally in the western United States. The Company's shopping centers are typically anchored by discount retailers, home improvement retailers, grocery and drugstores complemented with additional stores providing a wide range of other goods and services to shoppers.

The Company assesses and measures operating results on an individual property basis for each of its properties based on net property operations. Since all of the Company's properties exhibit highly similar economic characteristics, cater to the day-to-day living needs of their respective surrounding communities, and offer similar degrees of risk and opportunities for growth, the properties have been aggregated and reported as one operating segment.

INLAND WESTERN RETAIL REAL ESTATE TRUST, INC.
(A Maryland Corporation)

NOTES TO CONSOLIDATED FINANCIAL STATEMENTS
December 31, 2004 and 2003
(continued)

Net property operations are summarized in the following table for the year ended December 31, 2004 and for the period from March 5, 2003 through December 31, 2003, along with a reconciliation to net income.

| | 2004 |
|--|-------------|
| | ---- |
| Property rental income and additional property income | \$ 130,404, |
| Total property operating expenses | (32,521, |
| Interest expense | (33,174, |
| | ----- |
| Net property operations | 64,708, |
| | ----- |
| Other income | 3,681, |
| Less non-property expenses: | |
| General and administrative expenses | (4,857, |
| Depreciation and amortization | (47,973, |
| Realized loss on sale of treasury contracts | (3,666, |
| Minority interests | 397, |
| Equity in earnings (losses) of unconsolidated entities | (589, |
| | ----- |
| Net income (loss) | \$ 11,700, |
| | ===== |

The following table summarizes property asset information as of December 31, 2004 and December 31, 2003.

| | December 31, 2004 | December 31, 2003 |
|--------------------|-------------------|-------------------|
| | ----- | ----- |
| Total assets: | | |
| Rental real estate | \$ 3,601,512,810 | \$ 142,804,100 |
| Non-segment assets | 354,302,750 | 69,298,000 |
| | ----- | ----- |
| | \$ 3,955,815,560 | \$ 212,102,100 |
| | ===== | ===== |

The Company does not derive any of its consolidated revenue from foreign countries and does not have any major customers that individually account for 10% or more of the Company's consolidated revenues.

(11) Earnings (loss) per Share

Basic earnings (loss) per share ("EPS") are computed by dividing income by the

Edgar Filing: INLAND WESTERN RETAIL REAL ESTATE TRUST INC - Form POS AM

weighted average number of common shares outstanding for the period (the "common shares"). Diluted EPS is computed by dividing net income (loss) by the common shares plus shares issuable upon exercising options or other contracts. As a result of the net loss incurred in 2003, diluted weighted average shares outstanding do not give effect to common stock equivalents as to do so would be anti-dilutive. As of December 31, 2004, options to purchase 17,500 shares of common stock at an exercise price of \$8.95 per share were outstanding. These options were not included in the computation of basic or diluted EPS as the effect would be immaterial.

The basic and diluted weighted average number of common shares outstanding was 98,562,885 and 2,520,986 for the year ended December 31, 2004 and the period from March 5, 2003 (inception) to December 31, 2003, respectively.

F-22

INLAND WESTERN RETAIL REAL ESTATE TRUST, INC.
(A Maryland Corporation)

NOTES TO CONSOLIDATED FINANCIAL STATEMENTS
December 31, 2004 and 2003
(continued)

(12) Commitments and Contingencies

The Company has closed on several properties which have earnout components, meaning the Company did not pay for portions of these properties that were not rent producing. The Company is obligated, under certain agreements, to pay for those portions when the tenant moves into its space and begins to pay rent. The earnout payments are based on a predetermined formula. Each earnout agreement has a time limit regarding the obligation to pay any additional monies. If at the end of the time period allowed certain space has not been leased and occupied, the Company will own that space without any further obligation. Based on pro forma leasing rates, the Company may pay as much as \$189,042,868 in the future, as retail space covered by earnout agreements is occupied and becomes rent producing.

During 2004, the Company entered into two installment note agreements in which the Company is obligated to fund up to a total of \$33,398,314. The notes maintain stated interest rates of 6.993% and 7.5572% per annum and mature in July 2005 and August 2005. Each note requires monthly interest payments with the entire principal balance due at maturity. The combined receivable balance at December 31, 2004 was \$31,771,731. Therefore, the Company may be required to fund up to an additional \$1,626,583 on these notes.

The Company has obtained three irrevocable letters of credit related to loan fundings against earnout spaces at certain properties. Once the Company purchases the remaining portion of these properties and meet certain occupancy requirements, the letters of credit will be released. The balance of outstanding letters of credit at December 31, 2004 is \$11,573,100.

In connection with the purchase of one of our properties, the Company received a price adjustment in the amount of \$763,072 related to spaces that were vacant at the time of closing. If at any time during the next two years the seller is able to lease that space under conditions satisfactory to the Company, the Company is obligated to pay the seller a pro-rata share of the purchase price reduction.

The Company has entered into interest rate lock agreements with various lenders to secure interest rates on mortgage debt on properties the Company currently owns or will purchase in the future. The Company has outstanding rate lock deposits in the amount of \$2,826,055 as of December 31, 2004 which are applied

Edgar Filing: INLAND WESTERN RETAIL REAL ESTATE TRUST INC - Form POS AM

as credits to the mortgage fundings as they occur. These agreements lock interest rates from 4.45% to 5.12% for periods from 60 days to 90 days on approximately \$240 million in principal.

The Company is currently considering acquiring nine properties for an estimated purchase price of \$226 million. The Company's decision to acquire each property will generally depend upon no material adverse change occurring relating to the property, the tenants or in the local economic conditions and the Company's receipt of satisfactory due diligence information including appraisals, environmental reports and lease information prior to purchasing the property.

(13) Subsequent Events

The Company issued 42,629,352 shares of common stock and repurchased 28,459 shares of common stock from January 1, 2005 through February 28, 2005 in connection with the initial public offering and second offering, resulting in gross proceeds of approximately \$425 million.

The Company paid distributions of \$11,377,712 and \$12,232,404 to its stockholders in January and February 2005, respectively.

F-23

INLAND WESTERN RETAIL REAL ESTATE TRUST, INC.
(A Maryland Corporation)

NOTES TO CONSOLIDATED FINANCIAL STATEMENTS
December 31, 2004 and 2003
(continued)

The Company has acquired the following properties or joint venture interests in properties during the period January 1 to February 28, 2005. The respective acquisitions are detailed in the table below.

| DATE ACQUIRED ----- | PROPERTY ----- | YEAR BUILT ----- | APPROXIMATE PURCHASE PRICE (\$) --- | GROSS LEASE AREA (SQ. -----) |
|---------------------------|--|------------------------|--|---------------------------------------|
| 01/05/05 | Fairgrounds Plaza Middletown, NY | 2002-2004 | 21,994,125 | |
| 01/06/05 | Maytag Distribution Center Iowa City, IA | 2004 | 23,159,499 | 7 |
| 01/10/05 | Midtown Center Milwaukee, WI | 1986-1987 | 53,000,000 | 3 |
| 01/10/05 | Hobby Lobby Concord, NC | 2004 | 5,500,000 | |
| 01/19/05 | Stanley Works/Mac Tools Westerville, OH | 2004 | 10,000,000 | |
| 01/25/05 | American Express Markham, Ontario, Canada | 1983 & 1987 | 42,000,000 | 3 |
| 01/28/05 | Academy Sports San Antonio, TX | 2004 | 7,150,000 | |

Edgar Filing: INLAND WESTERN RETAIL REAL ESTATE TRUST INC - Form POS AM

| | | | | |
|----------|---|-----------|------------|---|
| 02/01/05 | Magnolia Square Houma, LA | 2004 | 19,113,739 | 1 |
| 02/02/05 | Cottage Plaza Pawtucket, RI | 2004-2005 | 23,439,950 | |
| 02/09/05 | The Village at Quail Springs Oklahoma City, OK | 2003-2004 | 10,428,978 | 1 |
| 02/11/05 | Holliday Towne Center Duncansville, PA | 2003 | 14,827,645 | |
| 02/18/05 | Trenton Crossing McAllen, TX | 2003 | 29,212,209 | 2 |

F-24

INLAND WESTERN RETAIL REAL ESTATE TRUST, INC.
(A Maryland Corporation)

NOTES TO CONSOLIDATED FINANCIAL STATEMENTS
December 31, 2004 and 2003
(continued)

The mortgage debt and financings obtained during the period January 1 to February 28, 2005, are detailed in the table below.

| DATE FUNDED | MORTGAGE PAYABLE | ANNUAL INTEREST RATE | MATURITY DATE |
|-------------|--|----------------------|---------------|
| 01/05/05 | Fairgrounds Plaza Middletown, NY | 5.690% | 02/01/33 |
| 01/24/05 | Hobby Lobby Concord, NC | 5.115% | 02/01/10 |
| 01/25/05 | American Express Markham, Ontario, Canada | 4.2975% | 02/01/15 |
| 01/28/05 | Coram Plaza Coram, NY | 4.550% | 02/01/10 |
| 01/31/05 | Low Country Village II Bluffton, SC | 5.130% | 05/01/09 |
| 01/31/05 | Irmo Station Irmo, SC | 5.1236% | 02/01/10 |
| 02/01/05 | Evans Towne Centre Evans, GA | 4.670% | 02/01/10 |
| 02/03/05 | Magnolia Square Houma, LA | 5.115% | 03/01/10 |

Edgar Filing: INLAND WESTERN RETAIL REAL ESTATE TRUST INC - Form POS AM

| | | | |
|----------|------------------------------------|--------|----------|
| 02/04/05 | Green's Corner Cumming, GA | 4.500% | 02/11/10 |
| 02/04/05 | Newton Crossroads Covington, GA | 4.500% | 02/11/10 |
| 02/04/05 | Stilesboro Oaks Acworth, GA | 4.500% | 02/11/10 |
| 02/09/05 | Five Forks Simpsonville, NC | 4.815% | 02/11/10 |

F-25

INLAND WESTERN RETAIL REAL ESTATE TRUST, INC.
(A Maryland Corporation)

NOTES TO CONSOLIDATED FINANCIAL STATEMENTS
December 31, 2004 and 2003
(continued)

| DATE FUNDED | MORTGAGE PAYABLE | ANNUAL INTEREST RATE | MATURITY DATE |
|----------------|---|----------------------|------------------|
| 02/14/05 | University Town Center Tuscaloosa, AL | 4.430% | 03/01/10 |
| 02/14/05 | Edgemont Town Center Homewood, AL | 4.430% | 03/01/10 |
| 02/16/05 | Southlake Town Square Southlake, TX | 4.550% | 03/11/10 |
| 02/16/05 | Midtown Center Milwaukee, WI | 4.460% | 03/11/10 |
| 02/17/05 | McAllen Shopping Center McAllen, TX | 5.060% | 03/01/10 |
| 02/18/05 | Southlake Town Square II Southlake, TX | 4.550% | 03/11/10 |
| 02/18/05 | Mesa Fiesta Mesa, AZ | 5.300% | 02/01/10 |
| 02/24/05 | Academy Sports San Antonio, TX | 5.060% | 03/01/10 |
| 02/25/05 | The Village at Quail Springs Oklahoma City, OK | 5.060% | 03/01/10 |

The Company is obligated under earnout agreements to pay for certain tenant space in our existing properties after the tenant moves into its space and begins paying rent. During the period from January 1 to February 28, 2005, the Company funded earnouts totaling \$20,552,372 at 7 of its existing properties.

Edgar Filing: INLAND WESTERN RETAIL REAL ESTATE TRUST INC - Form POS AM

During the period from January 1, 2005 to February 28, 2005, the Company entered into rate lock agreements which lock interest rates from 4.47% to 4.69% for periods from 30 days to 90 days on approximately \$300 million in principal.

F-26

INLAND WESTERN RETAIL REAL ESTATE TRUST, INC.
(A Maryland Corporation)

NOTES TO CONSOLIDATED FINANCIAL STATEMENTS
December 31, 2004 and 2003
(continued)

(14) Supplemental Financial Information (unaudited)

The following represents the results of operations, for the each quarterly period, during 2004 and 2003.

| | Dec. 31 | Sept. 30 | 2004 |
|--|---------------|-------------|------|
| | ----- | | |
| Total income | \$ 62,433,343 | 42,199,376 | |
| Net income (loss) | 7,286,936 | 2,266,656 | |
| Net income (loss), per common share, basic and diluted: | .04 | .02 | |
| Weighted average number of common shares outstanding, basic and diluted | 182,739,194 | 112,887,491 | |
| | Dec. 31 | Sept. 30 | 2003 |
| | ----- | | |
| Total income | \$ 782,281 | - | |
| Net income (loss) | (132,535) | (32,794) | |
| Net income (loss), per common share, basic and diluted: | (.02) | (1.64) | |
| Weighted average number of common shares outstanding, basic and diluted | 8,319,975 | 20,000 | |

F-27

INLAND WESTERN RETAIL REAL ESTATE TRUST, INC.
(A MARYLAND CORPORATION)

SCHEDULE III
REAL ESTATE AND ACCUMULATED DEPRECIATION

DECEMBER 31, 2004

Initial Cost (A)

Edgar Filing: INLAND WESTERN RETAIL REAL ESTATE TRUST INC - Form POS AM

| MULTI-TENANT | Encumbrances | Land | Buildings and Improvements | Adjustments to Basis (C) |
|---|--------------|------------|----------------------------|----------------------------|
| 23rd Street Plaza Panama City, FL | - | 1,300,000 | 5,318,806 | |
| Alison's Corner San Antonio, TX. | 3,850,000 | 1,045,000 | 5,700,345 | |
| Arvada Connection and Arvada Marketplace Arvada, CO | 28,510,000 | 8,125,000 | 39,383,116 | 17,682 |
| Azalea Square Summerville, SC | 16,535,000 | 6,375,000 | 21,303,772 | (14,793) |
| Bed, Bath & Beyond Plaza Miami, FL | 11,192,500 | - | 18,367,361 | |
| Best on the Boulevard Las Vegas, NV | 19,525,000 | 7,460,000 | 25,583,195 | (84,486) |
| Bluebonnet Parc Baton Rouge, LA | 12,100,000 | 4,450,000 | 16,407,032 | (101,955) |
| Boulevard at the Capital Centre Largo, MD | 71,500,000 | - | 114,702,961 | (418,558) |
| The Columns Jackson, TN | 14,865,400 | 5,830,000 | 19,438,839 | (22,200) |
| Coram Plaza Coram, NY | 20,760,000 | 10,200,000 | 26,177,515 | |
| CorWest Plaza New Britain, CT | 18,150,000 | 6,900,000 | 23,850,938 | (13,950) |
| Cranberry Square Cranberry Township, PA | 10,900,000 | 3,000,000 | 18,736,381 | |
| Darien Towne Center Darien, IL | 16,500,000 | 7,000,000 | 22,468,408 | 213,305 |
| Davis Towne Crossing North Richland Hills, TX. | 5,365,200 | 1,850,000 | 5,681,061 | |
| Denton Crossing Denton, TX | 35,200,000 | 6,000,000 | 43,433,763 | |
| Dorman Center - Phase 1 & II Spartanburg, SC | 27,610,000 | 17,025,000 | 29,478,484 | (103,087) |
| Eastwood Towne Center Lansing, MI | 46,750,000 | 12,000,000 | 65,066,567 | |
| Edgemont Town Center Homewood, AL | - | 3,500,000 | 10,956,495 | |
| Evans Towne Centre Evans, GA | - | 1,700,000 | 6,424,805 | |

Gross amount carried at end of period

| MULTI-TENANT | Land | Buildings and Improvements | Total (B) (D) | Accumulated Depreciation (E) | Con |
|---|-----------|----------------------------|---------------|------------------------------|-----|
| 23rd Street Plaza Panama City, FL | 1,300,000 | 5,318,806 | 6,618,806 | - | |
| Alison's Corner San Antonio, TX. | 1,045,000 | 5,700,345 | 6,745,345 | 139,668 | |
| Arvada Connection and Arvada Marketplace Arvada, CO | 8,125,000 | 39,400,798 | 47,525,798 | 974,072 | 19 |
| Azalea Square Summerville, SC | 6,375,000 | 21,288,979 | 27,663,979 | 130,069 | |
| Bed, Bath & Beyond Plaza | - | 18,367,361 | 18,367,361 | 168,316 | |

Edgar Filing: INLAND WESTERN RETAIL REAL ESTATE TRUST INC - Form POS AM

| | | | | | |
|---------------------------------|------------|-------------|-------------|-----------|-----|
| Miami, FL | | | | | |
| Best on the Boulevard | 7,460,000 | 25,498,709 | 32,958,709 | 702,197 | 19 |
| Las Vegas, NV | | | | | |
| Bluebonnet Parc | 4,450,000 | 16,305,078 | 20,755,078 | 419,934 | |
| Baton Rouge, LA | | | | | |
| Boulevard at the Capital Centre | - | 114,284,403 | 114,284,403 | 1,383,741 | |
| Largo, MD | | | | | |
| The Columns | 5,830,000 | 19,416,639 | 25,246,639 | 224,291 | |
| Jackson, TN | | | | | |
| Coram Plaza | 10,200,000 | 26,177,515 | 36,377,515 | - | |
| Coram, NY | | | | | |
| CorWest Plaza | 6,900,000 | 23,836,988 | 30,736,988 | 875,539 | 199 |
| New Britain, CT | | | | | |
| Cranberry Square | 3,000,000 | 18,736,381 | 21,736,381 | 343,369 | 19 |
| Cranberry Township, PA | | | | | |
| Darien Towne Center | 7,000,000 | 22,681,714 | 29,681,714 | 847,581 | |
| Darien, IL | | | | | |
| Davis Towne Crossing | 1,850,000 | 5,681,061 | 7,531,061 | 103,773 | 20 |
| North Richland Hills, TX. | | | | | |
| Denton Crossing | 6,000,000 | 43,433,763 | 49,433,763 | 258,849 | 20 |
| Denton, TX | | | | | |
| Dorman Center - Phase 1 & II | 17,025,000 | 29,375,397 | 46,400,397 | 909,740 | 20 |
| Spartanburg, SC | | | | | |
| Eastwood Towne Center | 12,000,000 | 65,066,567 | 77,066,567 | 1,590,128 | |
| Lansing, MI | | | | | |
| Edgemont Town Center | 3,500,000 | 10,956,495 | 14,456,495 | 33,474 | |
| Homewood, AL | | | | | |
| Evans Towne Centre | 1,700,000 | 6,424,805 | 8,124,805 | - | |
| Evans, GA | | | | | |

F-28

| MULTI-TENANT | Encumbrances | Initial Cost (A) | | Adjustments to Basis (C) |
|------------------------|--------------|------------------|-------------------------------|-------------------------------|
| | | Land | Buildings and Improvements | |
| ----- | ----- | ---- | ----- | ----- |
| Five Forks | - | 2,100,000 | 5,374,421 | |
| Simpsonville, SC | | | | |
| Forks Town Center | 10,395,000 | 2,430,000 | 14,835,863 | |
| Easton, PA | | | | |
| Fox Creek Village | 11,485,000 | 3,755,000 | 15,563,434 | (33,181) |
| Longmont, CO | | | | |
| Fullerton Metrocenter | 28,050,000 | - | 47,403,451 | (199,396) |
| Fullerton, CA | | | | |
| Gateway Pavilions | 35,842,000 | 9,880,000 | 55,194,702 | |
| Avondale, AZ | | | | |
| Gateway Plaza | 18,163,000 | - | 26,370,511 | |
| Southlake, TX | | | | |
| Gateway Station | - | 1,050,000 | 3,910,500 | |
| College Station, TX | | | | |
| Gateway Village | 31,458,000 | 8,550,000 | 39,298,239 | |
| Annapolis, MD | | | | |
| Governor's Marketplace | 20,625,000 | - | 30,377,452 | (56,281) |
| Tallahassee, FL | | | | |
| Green's Corner | - | 3,200,000 | 8,663,397 | |
| Cumming, GA | | | | |

Edgar Filing: INLAND WESTERN RETAIL REAL ESTATE TRUST INC - Form POS AM

| | | | | |
|--|------------|------------|------------|-----------|
| Gurnee Town Center Gurnee, IL | 24,360,000 | 7,000,000 | 35,146,950 | (22,965) |
| Harvest Towne Center Knoxville, TN | 5,005,000 | 3,155,000 | 5,085,037 | |
| Henry Town Center McDonough, GA | 35,814,616 | 10,650,000 | 46,813,649 | |
| Heritage Towne Crossing Eules, TX | 8,950,000 | 3,065,000 | 10,729,077 | |
| Hickory Ridge Hickory, NC | 23,650,000 | 6,860,000 | 30,517,166 | |
| Huebner Oaks Center San Antonio, TX | 48,000,000 | 14,080,000 | 59,825,626 | 88,560 |
| Irmo Station Irmo, SC | - | 2,600,000 | 9,247,308 | |
| John's Creek Village Duluth, GA | 23,300,000 | 5,750,000 | 21,269,874 | |
| La Plaza Del Norte San Antonio, TX | 32,528,000 | 16,005,000 | 37,744,002 | (288,670) |
| Lake Mary Pointe Orlando, FL | 3,657,500 | 2,075,000 | 4,009,147 | |
| Lakewood Towne Center Lakewood, WA | 51,260,000 | 11,200,000 | 70,796,423 | (360,223) |
| Larkspur Landing Larkspur, CA | 33,630,000 | 20,800,000 | 32,820,864 | 480,656 |
| Lincoln Park Dallas, TX | 26,153,000 | 9,360,000 | 34,717,980 | |
| Low Country Village Bluffton, SC | 5,370,000 | 1,550,000 | 8,778,906 | (4,871) |

Gross amount carried at end of period

| MULTI-TENANT | Land | Buildings and Improvements | Total (B) (D) | Accumulated Depreciation (E) | Con |
|---|------------|-------------------------------|---------------|---------------------------------|-----|
| Five Forks Simpsonville, SC | 2,100,000 | 5,374,421 | 7,474,421 | 16,400 | |
| Forks Town Center Easton, PA | 2,430,000 | 14,835,863 | 17,265,863 | 226,641 | |
| Fox Creek Village Longmont, CO | 3,755,000 | 15,530,253 | 19,285,253 | 47,426 | 20 |
| Fullerton Metrocenter Fullerton, CA | - | 47,204,055 | 47,204,055 | 864,861 | |
| Gateway Pavilions Avondale, AZ | 9,880,000 | 55,194,702 | 65,074,702 | 168,492 | 20 |
| Gateway Plaza Southlake, TX | - | 26,370,511 | 26,370,511 | 403,357 | |
| Gateway Station College Station, TX | 1,050,000 | 3,910,500 | 4,960,500 | 11,932 | 20 |
| Gateway Village Annapolis, MD | 8,550,000 | 39,298,239 | 47,848,239 | 597,527 | |
| Governor's Marketplace Tallahassee, FL | - | 30,321,171 | 30,321,171 | 370,888 | |
| Green's Corner Cumming, GA | 3,200,000 | 8,663,397 | 11,863,397 | - | |
| Gurnee Town Center Gurnee, IL | 7,000,000 | 35,123,985 | 42,123,985 | 214,573 | |
| Harvest Towne Center Knoxville, TN | 3,155,000 | 5,085,037 | 8,240,037 | 62,188 | 19 |
| Henry Town Center McDonough, GA | 10,650,000 | 46,813,649 | 57,463,649 | - | |

Edgar Filing: INLAND WESTERN RETAIL REAL ESTATE TRUST INC - Form POS AM

| | | | | | |
|--|------------|------------|------------|-----------|------|
| Heritage Towne Crossing Eules, TX | 3,065,000 | 10,729,077 | 13,794,077 | 327,196 | |
| Hickory Ridge Hickory, NC | 6,860,000 | 30,517,166 | 37,377,166 | 1,088,098 | |
| Huebner Oaks Center San Antonio, TX | 14,080,000 | 59,914,186 | 73,994,186 | 1,283,898 | 19 |
| Irmo Station Irmo, SC | 2,600,000 | 9,247,308 | 11,847,308 | - | 198 |
| John's Creek Village Duluth, GA | 5,750,000 | 21,269,874 | 27,019,874 | 392,876 | 20 |
| La Plaza Del Norte San Antonio, TX | 16,005,000 | 37,455,332 | 53,460,332 | 1,276,221 | 19 |
| Lake Mary Pointe Orlando, FL | 2,075,000 | 4,009,147 | 6,084,147 | 24,484 | |
| Lakewood Towne Center Lakewood, WA | 11,200,000 | 70,436,200 | 81,636,200 | 1,294,701 | 1988 |
| Larkspur Landing Larkspur, CA | 20,800,000 | 33,301,520 | 54,101,520 | 1,211,593 | 19 |
| Lincoln Park Dallas, TX | 9,360,000 | 34,717,980 | 44,077,980 | 424,282 | |
| Low Country Village Bluffton, SC | 1,550,000 | 8,774,035 | 10,324,035 | 160,970 | |

F-29

| MULTI-TENANT ----- | Encumbrances ----- | Initial Cost (A) | | Adjustments to Basis (C) ----- |
|---|-----------------------|------------------|--|--|
| | | Land ---- | Buildings and Improvements ----- | |
| MacArthur Crossing Los Colinas, TX | 12,700,000 | 4,710,000 | 16,264,562 | |
| Manchester Meadows Town and Country, MO | 31,064,550 | 14,700,000 | 39,737,846 | (84,875) |
| Mansfield Towne Crossing Mansfield, TX | 10,982,300 | 3,300,000 | 12,194,571 | |
| McAllen Shopping Center McAllen, TX | - | 850,000 | 2,958,498 | |
| Mesa Fiesta Mesa, AZ | - | 7,372,000 | 26,730,387 | |
| Mitchell Ranch Plaza New Port Richey, FL | 18,700,000 | 5,550,000 | 26,212,826 | (65,767) |
| Newnan Crossing I Newnan, GA | 21,543,091 | 4,542,244 | 12,188,579 | (832,534) |
| Newnan Crossing II Newnan, GA | 2,223,100 | 10,557,591 | 21,798,114 | |
| Newton Crossroads Covington, GA | - | 3,350,000 | 6,926,760 | |
| North Ranch Pavilions Thousand Oaks, CA | 10,157,400 | 9,705,000 | 8,295,988 | 43,735 |
| North Rivers Town Center Charleston, SC | 11,050,000 | 3,350,000 | 15,720,415 | |
| Northgate North Seattle, WA | 26,650,000 | 7,540,000 | 49,077,929 | |
| Northpointe Plaza Spokane, WA | 30,850,000 | 13,800,000 | 37,706,966 | (48,029) |
| Northwoods Center | 11,192,500 | 3,415,000 | 9,474,629 | |

Edgar Filing: INLAND WESTERN RETAIL REAL ESTATE TRUST INC - Form POS AM

| | | | | |
|---|------------|------------|------------|-----------|
| Wesley Chapel, FL Oswego Commons | 19,262,100 | 6,250,000 | 26,629,204 | |
| Oswego, IL Paradise Valley Marketplace | 15,680,500 | 6,590,000 | 20,425,319 | (147,469) |
| Phoenix, AZ Pavilion at King's Grant | 5,342,000 | 4,300,000 | 2,741,212 | 15,748 |
| Concord, NC Peoria Crossings | 20,497,400 | 6,240,000 | 29,190,441 | (68,395) |
| Peoria, AZ Phenix Crossing | - | 2,600,000 | 6,776,273 | |
| Phenix City, AL Pine Ridge Plaza | 14,700,000 | 5,000,000 | 19,802,170 | |
| Lawrence, KS Placentia Town Center | 13,695,000 | 11,200,000 | 11,750,963 | |
| Placentia, CA Plaza at Marysville | 11,800,000 | 6,600,000 | 13,727,658 | |
| Marysville, WA Plaza at Riverlakes | - | 5,100,000 | 10,824,341 | |
| Bakersfield, CA | | | | |

Gross amount carried at end of period

| MULTI-TENANT | Land | Buildings and Improvements | Total (B) (D) | Accumulated Depreciation (E) | Con |
|--|------------|-------------------------------|---------------|---------------------------------|-----|
| MacArthur Crossing | 4,710,000 | 16,264,562 | 20,974,562 | 546,335 | 19 |
| Los Colinas, TX Manchester Meadows | 14,700,000 | 39,652,971 | 54,352,971 | 608,067 | 19 |
| Town and Country, MO Mansfield Towne Crossing | 3,300,000 | 12,194,571 | 15,494,571 | 74,502 | 20 |
| Mansfield, TX McAllen Shopping Center | 850,000 | 2,958,498 | 3,808,498 | - | |
| McAllen, TX Mesa Fiesta | 7,372,000 | 26,730,387 | 34,102,387 | - | |
| Mesa, AZ Mitchell Ranch Plaza | 5,550,000 | 26,147,060 | 31,697,060 | 319,699 | |
| New Port Richey, FL Newnan Crossing I | 4,542,244 | 11,356,045 | 15,898,289 | 414,663 | |
| Newnan, GA Newnan Crossing II | 10,557,591 | 21,798,114 | 32,355,705 | 449,285 | |
| Newnan, GA Newton Crossroads | 3,350,000 | 6,926,760 | 10,276,760 | - | |
| Covington, GA North Ranch Pavilions | 9,705,000 | 8,339,723 | 18,044,723 | 306,554 | |
| Thousand Oaks, CA North Rivers Town Center | 3,350,000 | 15,720,415 | 19,070,415 | 384,070 | 20 |
| Charleston, SC Northgate North | 7,540,000 | 49,077,929 | 56,617,929 | 899,882 | 19 |
| Seattle, WA Northpointe Plaza | 13,800,000 | 37,658,937 | 51,458,937 | 807,530 | 19 |
| Spokane, WA Northwoods Center | 3,415,000 | 9,474,629 | 12,889,629 | 28,945 | 20 |
| Wesley Chapel, FL Oswego Commons | 6,250,000 | 26,629,204 | 32,879,204 | 81,370 | 20 |
| Oswego, IL Paradise Valley Marketplace | 6,590,000 | 20,277,850 | 26,867,850 | 521,508 | |
| Phoenix, AZ Pavilion at King's Grant | 4,300,000 | 2,756,960 | 7,056,960 | 107,010 | 20 |
| Concord, NC Peoria Crossings | 6,240,000 | 29,122,046 | 35,362,046 | 964,437 | 20 |

Edgar Filing: INLAND WESTERN RETAIL REAL ESTATE TRUST INC - Form POS AM

| | | | | | |
|-----------------------|------------|------------|------------|---------|----|
| Peoria, AZ | | | | | |
| Phenix Crossing | 2,600,000 | 6,776,273 | 9,376,273 | | - |
| Phenix City, AL | | | | | |
| Pine Ridge Plaza | 5,000,000 | 19,802,170 | 24,802,170 | 421,316 | 19 |
| Lawrence, KS | | | | | |
| Placentia Town Center | 11,200,000 | 11,750,963 | 22,950,963 | 35,898 | 19 |
| Placentia, CA | | | | | |
| Plaza at Marysville | 6,600,000 | 13,727,658 | 20,327,658 | 207,702 | |
| Marysville, WA | | | | | |
| Plaza at Riverlakes | 5,100,000 | 10,824,341 | 15,924,341 | 66,115 | |
| Bakersfield, CA | | | | | |

F-30

| MULTI-TENANT ----- | Encumbrances ----- | Initial Cost (A) | | Adjustments to Basis (C) ----- |
|-----------------------------|-----------------------|------------------|--|--|
| | | Land ---- | Buildings and Improvements ----- | |
| Plaza Santa Fe II | 17,393,732 | - | 28,587,813 | (59,393) |
| Santa Fe, NM | | | | |
| Pleasant Run Towne Center | 22,800,000 | 4,200,000 | 29,084,836 | |
| Cedar Hill, TX | | | | |
| Promenade at Red Cliff | 10,590,000 | 5,340,000 | 12,664,907 | |
| St. George, UT | | | | |
| Reisterstown Road Plaza | 49,650,000 | 15,800,000 | 70,371,762 | (260,184) |
| Baltimore, MD | | | | |
| Saucon Valley Square | 8,850,900 | 3,200,000 | 12,641,881 | |
| Bethlehem, PA | | | | |
| Shoppes at Lake Andrew | 15,656,511 | 4,000,000 | 22,996,002 | |
| Viera, FL | | | | |
| The Shoppes at Park West | | | | |
| (Publix Center) | 6,655,000 | 2,240,000 | 9,356,781 | 210 |
| Mt. Pleasant, SC | | | | |
| Shoppes at Quarterfield | | | | |
| (Metro Square Center) | 6,067,183 | 2,190,000 | 8,839,520 | |
| Severn, MD | | | | |
| Shoppes of Dallas | 7,178,700 | 1,350,000 | 11,045,345 | 84,202 |
| Dallas, GA | | | | |
| Shoppes of Prominence Point | 9,954,300 | 2,850,000 | 11,148,965 | (7,331) |
| Canton, GA | | | | |
| The Shops at Boardwalk | 20,150,000 | 5,000,000 | 30,540,431 | (203,838) |
| Kansas City, MO | | | | |
| Shops at Forest Commons | 5,229,789 | 1,050,000 | 6,132,547 | |
| Round Rock, TX | | | | |
| Shops at Park Place | 13,127,000 | 9,096,000 | 13,174,867 | 256,937 |
| Plano, TX | | | | |
| Southlake Town Square | - | 16,350,000 | 110,778,125 | |
| Southlake, TX | | | | |
| Stilesboro Oaks | - | 2,200,000 | 9,426,287 | |
| Acworth, GA | | | | |
| Stony Creek Marketplace | 14,162,000 | 6,735,000 | 17,564,434 | 20,945 |
| Noblesville, IN | | | | |
| Tollgate Marketplace | 39,765,000 | 8,700,000 | 61,247,363 | |
| Bel Air, MD | | | | |
| Towson Circle | 19,197,500 | 9,050,000 | 17,840,034 | (36,654) |
| Towson, MD | | | | |

Edgar Filing: INLAND WESTERN RETAIL REAL ESTATE TRUST INC - Form POS AM

| | | | | |
|--|---------------|-------------|---------------|-------------|
| University Town Center Tuscaloosa, AL | - | - | 9,556,971 | |
| Village Shoppes at Simonton Lawrenceville, GA | 7,561,700 | 2,200,000 | 10,873,898 | (86,687) |
| Watauga Pavilion Watauga, TX | 17,100,000 | 5,185,000 | 27,503,862 | |
| Winchester Commons Memphis, TN | 7,235,000 | 4,400,000 | 7,471,467 | (2,918) |
| SUBTOTAL MULTI-TENANT | 1,423,423,471 | 506,632,835 | 2,138,977,574 | (2,406,708) |

Gross amount carried at end of period

| MULTI-TENANT | Land | Buildings and Improvements | Total (B) (D) | Accumulated Depreciation (E) | Con |
|---|------------|-------------------------------|---------------|---------------------------------|-----|
| Plaza Santa Fe II Santa Fe, NM | - | 28,528,421 | 28,528,421 | 610,545 | 20 |
| Pleasant Run Towne Center Cedar Hill, TX | 4,200,000 | 29,084,836 | 33,284,836 | - | |
| Promenade at Red Cliff St. George, UT | 5,340,000 | 12,664,907 | 18,004,907 | 425,495 | |
| Reisterstown Road Plaza Baltimore, MD | 15,800,000 | 70,111,578 | 85,911,578 | 1,034,081 | 19 |
| Saucon Valley Square Bethlehem, PA | 3,200,000 | 12,641,881 | 15,841,881 | 154,414 | |
| Shoppes at Lake Andrew Viera, FL | 4,000,000 | 22,996,002 | 26,996,002 | - | |
| The Shoppes at Park West (Publix Center) Mt. Pleasant, SC | 2,240,000 | 9,356,991 | 11,596,991 | 57,018 | |
| Shoppes at Quarterfield (Metro Square Center) Severn, MD | 2,190,000 | 8,839,520 | 11,029,520 | 296,973 | |
| Shoppes of Dallas Dallas, GA | 1,350,000 | 11,129,547 | 12,479,547 | 204,210 | |
| Shoppes of Prominence Point Canton, GA | 2,850,000 | 11,141,635 | 13,991,635 | 204,307 | |
| The Shops at Boardwalk Kansas City, MO | 5,000,000 | 30,336,593 | 35,336,593 | 558,200 | 20 |
| Shops at Forest Commons Round Rock, TX | 1,050,000 | 6,132,547 | 7,182,547 | 18,664 | |
| Shops at Park Place Plano, TX | 9,096,000 | 13,431,805 | 22,527,805 | 593,842 | |
| Southlake Town Square Southlake, TX | 16,350,000 | 110,778,125 | 127,128,125 | - | 19 |
| Stilesboro Oaks Acworth, GA | 2,200,000 | 9,426,287 | 11,626,287 | - | |
| Stony Creek Marketplace Noblesville, IN | 6,735,000 | 17,585,379 | 24,320,379 | 733,916 | |
| Tollgate Marketplace Bel Air, MD | 8,700,000 | 61,247,363 | 69,947,363 | 932,050 | 19 |
| Towson Circle Towson, MD | 9,050,000 | 17,803,379 | 26,853,379 | 272,109 | |
| University Town Center Tuscaloosa, AL | - | 9,556,971 | 9,556,971 | 29,195 | |
| Village Shoppes at Simonton Lawrenceville, GA | 2,200,000 | 10,787,211 | 12,987,211 | 165,348 | |
| Watauga Pavilion Watauga, TX | 5,185,000 | 27,503,862 | 32,688,862 | 588,588 | 20 |
| Winchester Commons | 4,400,000 | 7,468,549 | 11,868,549 | 45,641 | |

Edgar Filing: INLAND WESTERN RETAIL REAL ESTATE TRUST INC - Form POS AM

Memphis, TN

 SUBTOTAL MULTI-TENANT 506,632,835 2,136,570,866 2,643,203,701 33,742,830

F-31

| SINGLE-USER ----- | Encumbrances ----- | Initial Cost (A) ----- | | Adjustments to Basis (C) ----- |
|--|-----------------------|---------------------------|--|--|
| | | Land ----- | Buildings and Improvements ----- | |
| Academy Sports Houma, LA | 2,920,000 | 1,230,000 | 3,751,721 | |
| Academy Sports Midland, TX | 2,337,500 | 1,340,000 | 2,942,634 | |
| Academy Sports Port Arthur, TX | 2,775,000 | 1,050,000 | 3,954,157 | |
| American Express De Pere, WI | 11,623,000 | 1,400,000 | 15,370,089 | |
| American Express Fort Lauderdale, FL | 37,170,000 | 2,900,000 | 55,966,421 | |
| American Express Greensboro, NC | 33,040,000 | 2,800,000 | 49,470,089 | |
| American Express Minneapolis, MN | 56,050,000 | 14,200,000 | 74,607,812 | |
| American Express - 19th Ave. Phoenix, AZ | 8,260,000 | 2,900,000 | 10,170,089 | |
| American Express - 31st Ave. Phoenix, AZ | 31,860,000 | 5,100,000 | 45,270,089 | |
| CVS Pharmacy (Eckerd Drug Store) Edmund, OK | 1,850,000 | 975,000 | 2,400,249 | 1,336 |
| CVS Pharmacy (Eckerd Drug Store) Norman, OK | 2,900,000 | 932,000 | 4,369,730 | |
| CVS Pharmacy Sylacauga, AL | 1,685,000 | 600,000 | 2,469,216 | |
| Eckerd Drug Store Columbia, SC | 1,750,000 | 900,000 | 2,376,504 | |
| Eckerd Drug Store Crossville, TN | 1,425,000 | 600,000 | 2,033,000 | |
| Eckerd Drug Store Greer, SC | 1,650,000 | 1,050,000 | 2,047,200 | |
| Eckerd Drug Store Kill Devil Hills, NC | 1,975,000 | 700,000 | 2,960,139 | |
| GMAC Winston-Salem, NC | 33,000,000 | 8,250,000 | 50,287,192 | |
| Harris Teeter Wilmington, NC | 3,960,000 | 1,810,000 | 5,152,401 | |
| Kohl's/Wilshire Plaza III Kansas City, MO | 5,417,500 | 2,600,000 | 6,848,649 | |
| Shaw's Supermarket New Britain, CT | 6,450,000 | 2,700,000 | 11,532,191 | (139,774) |
| Wal-Mart Supercenter Blytheville, AR | 7,100,000 | 1,756,000 | 10,913,942 | |
| Wal-Mart Supercenter Jonesboro, AR | 6,088,500 | 2,397,000 | 8,089,320 | |
| Wrangler El Paso, TX | 11,300,000 | 1,218,669 | 16,249,921 | |

Edgar Filing: INLAND WESTERN RETAIL REAL ESTATE TRUST INC - Form POS AM

| SINGLE-USER | Gross amount carried at end of period | | | Accumulated Depreciation (E) | Con |
|--|---------------------------------------|-------------------------------|---------------|---------------------------------|-----|
| | Land | Buildings and Improvements | Total (B) (D) | | |
| Academy Sports Houma, LA | 1,230,000 | 3,751,721 | 4,981,721 | 57,225 | |
| Academy Sports Midland, TX | 1,340,000 | 2,942,634 | 4,282,634 | 17,969 | |
| Academy Sports Port Arthur, TX | 1,050,000 | 3,954,157 | 5,004,157 | 24,164 | |
| American Express De Pere, WI | 1,400,000 | 15,370,089 | 16,770,089 | - | |
| American Express Fort Lauderdale, FL | 2,900,000 | 55,966,421 | 58,866,421 | - | |
| American Express Greensboro, NC | 2,800,000 | 49,470,089 | 52,270,089 | - | |
| American Express Minneapolis, MN | 14,200,000 | 74,607,812 | 88,807,812 | - | |
| American Express - 19th Ave. Phoenix, AZ | 2,900,000 | 10,170,089 | 13,070,089 | - | |
| American Express - 31st Ave. Phoenix, AZ | 5,100,000 | 45,270,089 | 50,370,089 | - | |
| CVS Pharmacy (Eckerd Drug Store) Edmund, OK | 975,000 | 2,401,585 | 3,376,585 | 89,028 | |
| CVS Pharmacy (Eckerd Drug Store) Norman, OK | 932,000 | 4,369,730 | 5,301,730 | 163,287 | |
| CVS Pharmacy Sylacauga, AL | 600,000 | 2,469,216 | 3,069,216 | 15,090 | |
| Eckerd Drug Store Columbia, SC | 900,000 | 2,376,504 | 3,276,504 | 52,171 | 20 |
| Eckerd Drug Store Crossville, TN | 600,000 | 2,033,000 | 2,633,000 | 43,468 | 20 |
| Eckerd Drug Store Greer, SC | 1,050,000 | 2,047,200 | 3,097,200 | 43,688 | 20 |
| Eckerd Drug Store Kill Devil Hills, NC | 700,000 | 2,960,139 | 3,660,139 | 63,299 | 20 |
| GMAC Winston-Salem, NC | 8,250,000 | 50,287,192 | 58,537,192 | 460,933 | 19 |
| Harris Teeter Wilmington, NC | 1,810,000 | 5,152,401 | 6,962,401 | 62,960 | 19 |
| Kohl's/Wilshire Plaza III Kansas City, MO | 2,600,000 | 6,848,649 | 9,448,649 | 20,926 | |
| Shaw's Supermarket New Britain, CT | 2,700,000 | 11,392,417 | 14,092,417 | 431,997 | |
| Wal-Mart Supercenter Blytheville, AR | 1,756,000 | 10,913,942 | 12,669,942 | 166,680 | |
| Wal-Mart Supercenter Jonesboro, AR | 2,397,000 | 8,089,320 | 10,486,320 | 123,525 | |
| Wrangler El Paso, TX | 1,218,669 | 16,249,921 | 17,468,590 | 248,226 | |

F-32

Initial Cost (A)

Edgar Filing: INLAND WESTERN RETAIL REAL ESTATE TRUST INC - Form POS AM

| SINGLE-USER ----- | Encumbrances ----- | Land ---- | Buildings and Improvements ----- | Adjustments to Basis (C) ----- |
|---------------------------------|-----------------------|--------------|--|--|
| Zurich Towers Schaumburg, IL | 81,420,000 | 7,900,000 | 121,312,096 | |
| SUBTOTAL SINGLE-USER | 354,006,500 | 67,308,669 | 510,544,848 | (138,437) |
| CONOLIDATED JOINT VENTURES | | | | |
| Cardiff Hall East Towson, MD | 5,108,656 | 1,090,000 | 7,607,874 | - |
| TOTAL INVESTMENT PROPERTIES | 1,782,538,627 | 575,031,504 | 2,657,130,296 | (2,545,145) |

Gross amount carried at end of period

| SINGLE-USER ----- | Land ---- | Buildings and Improvements ----- | Total (B) (D) ----- | Accumulated Depreciation (E) ----- | Con ----- |
|---------------------------------|--------------|--|------------------------|--|--------------|
| Zurich Towers Schaumburg, IL | 7,900,000 | 121,312,096 | 129,212,096 | 369,841 | 19 |
| SUBTOTAL SINGLE-USER | 67,308,669 | 510,406,411 | 577,715,080 | 2,454,475 | |
| CONOLIDATED JOINT VENTURES | | | | | |
| Cardiff Hall East Towson, MD | 1,090,000 | 7,607,874 | 8,697,873 | 92,725 | |
| TOTAL INVESTMENT PROPERTIES | 575,031,504 | 2,654,585,151 | 3,229,616,655 | 36,290,031 | |

F-33

INLAND WESTERN RETAIL REAL ESTATE TRUST, INC.
(A Maryland Corporation)

SCHEDULE III (CONTINUED)
REAL ESTATE AND ACCUMULATED DEPRECIATION

December 31, 2004 and 2003

Notes:

- (A) The initial cost to the Company represents the original purchase price of the property, including amounts incurred subsequent to acquisition which were contemplated at the time the property was acquired.
- (B) The aggregate cost of real estate owned at December 31, 2004 for Federal income tax purposes was approximately \$3,029,000,000 (unaudited).
- (C) Reconciliation of real estate owned:

Edgar Filing: INLAND WESTERN RETAIL REAL ESTATE TRUST INC - Form POS AM

| | 2004 | 2003 |
|---|------------------|-----------|
| Balance at beginning of period | \$ 122,719,914 | |
| Purchases of property | 3,308,730,780 | 127,195,4 |
| Payments received under master leases and principal escrow | (3,024,547) | |
| Acquired in-place lease intangibles and customer relationship value | (241,285,534) | (8,805,6 |
| Acquired above market lease intangibles | (42,302,599) | (1,595,6 |
| Acquired below market lease intangibles | 84,778,641 | 5,925,7 |
| Balance at end of period | \$ 3,229,616,655 | 122,719,9 |

(D) Reconciliation of accumulated depreciation:

| | | |
|--------------------------------|---------------|-------|
| Balance at beginning of period | \$ 140,497 | |
| Depreciation expense | 36,149,534 | 140,4 |
| Balance at end of period | \$ 36,290,031 | 140,4 |

F-34

Inland Western Retail Real Estate Trust, Inc.
Pro Forma Consolidated Balance Sheet
December 31, 2004
(unaudited)

The following unaudited Pro Forma Consolidated Balance Sheet is presented as if the acquisitions of the properties and the issuance of the notes receivable had occurred on December 31, 2004.

This unaudited Pro Forma Consolidated Balance Sheet is not necessarily indicative of what the actual financial position would have been at December 31, 2004, nor does it purport to represent our future financial position. No pro forma adjustments have been made for any potential property acquisitions identified as of March 14, 2005. The Company does not consider these properties as probable under Rule 3-14 of Regulation S-X as the Company has not completed the due diligence process on these properties. Additionally, the Company has not received sufficient offering proceeds or obtained firm financing commitments to acquire all of these properties as of March 14, 2005. The Company believes it will have sufficient cash from offering proceeds raised and from additional financing proceeds to acquire these properties if and when the Company is prepared to acquire these properties.

F-35

Inland Western Retail Real Estate Trust, Inc.
Pro Forma Consolidated Balance Sheet
December 31, 2004
(unaudited)
(Amounts in thousands)

Edgar Filing: INLAND WESTERN RETAIL REAL ESTATE TRUST INC - Form POS AM

| | Historical (A) | Pr Adj |
|--|-------------------|-----------|
| ASSETS | | |
| Net investment properties (B) | \$ 3,193,327 | |
| Cash and cash equivalents | 241,224 | |
| Restricted cash | 65,923 | |
| Restricted escrows | 17,105 | |
| Investment in marketable securities and treasury contracts | 1,287 | |
| Investment in unconsolidated joint ventures | 75,261 | |
| Accounts and rents receivable | 19,962 | |
| Due from affiliates | 654 | |
| Note receivable | 31,772 | |
| Acquired in-place lease intangibles and customer relationship value(B) (D) | 240,116 | |
| Acquired above market lease intangibles (B) (D) | 40,774 | |
| Loan fees, leasing fees and loan fee deposits (G) | 19,472 | |
| Other assets (G) | 8,939 | |
| | ----- | |
| Total assets | \$ 3,955,816 | |
| | ===== | |
| LIABILITIES AND STOCKHOLDERS' EQUITY | | |
| Mortgage and notes payable (B) (E) | 1,783,114 | |
| Accounts payable | 1,692 | |
| Accrued offering costs due to affiliates | 2,880 | |
| Accrued interest payable | 4,306 | |
| Tenant improvements payable | 5,096 | |
| Accrued real estate taxes | 4,254 | |
| Distributions payable | 11,378 | |
| Security deposits | 3,679 | |
| Prepaid rental income and other liabilities | 7,765 | |
| Advances from sponsor | 3,523 | |
| Acquired below market lease intangibles (B) (D) | 85,986 | |
| Restricted cash liability | 65,923 | |
| Due to affiliates | 957 | |
| | ----- | |
| Total liabilities | 1,980,553 | |
| | ===== | |
| Minority interests | 89,537 | |
| Common stock (C) | 217 | |
| Additional paid-in capital (net of offering costs) (C) | 1,940,018 | |
| Accumulated distributions in excess of net income (F) | (54,750) | |
| Accumulated other comprehensive income | 241 | |
| | ----- | |
| Total stockholders' equity | 1,885,726 | |
| | ----- | |
| Total liabilities and stockholders' equity | \$ 3,955,816 | |
| | ===== | |

Edgar Filing: INLAND WESTERN RETAIL REAL ESTATE TRUST INC - Form POS AM

See accompanying notes to pro forma consolidated balance sheet.

F-36

Inland Western Retail Real Estate Trust, Inc.
Notes to Pro Forma Consolidated Balance Sheet
December 31, 2004
(unaudited)

- (A) The historical column represents our Consolidated Balance Sheet as of December 31, 2004 as filed with the Securities Exchange Commission on Form 10-K. As of December 31, 2004, the Company had sold 214,368,875 shares to the public and 3,079,003 shares were issued pursuant to the Company's distribution reinvestment program. In addition, the company had repurchased 10,350 shares pursuant to the Company's share repurchase program. As a result, the Company received \$2,171,654,780 of gross offering proceeds. In addition, the Company received the Advisor's capital contribution of \$200,000 for which the Advisor was issued 20,000 shares.
- (B) The pro forma adjustments reflect the acquisition of the following properties or earnout components. The Company is obligated under earnout agreements to pay for certain tenant space in its existing properties after the tenant moves into its space and begins paying rent. The mortgages payable represent mortgages obtained from a third party, either assumed as part of the acquisition or subsequent to acquisition. No pro forma adjustment has been made for prorations or other closing costs as the amounts are not significant:

| | Acquisition Price | Mortgage Payable |
|-------------------------------------|----------------------|---------------------|
| | ----- | ----- |
| PURCHASES | | |
| Fairgrounds Plaza | \$ 21,994,000 | 15,982 |
| Maytag Distribution Center | 23,160,000 | 12,740 |
| Midtown Center | 53,000,000 | 28,228 |
| Hobby Lobby - Concord | 5,500,000 | 3,025 |
| Stanley Works | 10,000,000 | |
| American Express - Markham, Ontario | 42,000,000 | 25,380 |
| Academy Sports - San Antonio | 7,150,000 | 3,933 |
| Magnolia Square | 19,114,000 | 10,265 |
| Cottage Plaza | 23,440,000 | 13,025 |
| Village of Quail Springs | 10,429,000 | 5,740 |
| Holliday Towne Center | 14,828,000 | 8,050 |
| Trenton Crossing | 29,212,000 | 19,307 |
| CVS Pharmacy - Jacksonville | 6,000,000 | |
| CarMax - San Antonio | 14,600,000 | |
| Southgate Plaza | 12,253,000 | |
| Stateline Station | 32,000,000 | |
| High Ridge Crossing | 13,200,000 | |
| American Express - Salt Lake City | 48,000,000 | 28,320 |
| EARNOUTS | | |
| Reisterstown Road Plaza | 3,670,000 | |
| John's Creek Village | 5,096,000 | |
| Denton Crossing | 1,286,000 | |
| Gateway Village | 3,636,000 | |
| Mansfield Towne Crossing | 2,275,000 | |

Edgar Filing: INLAND WESTERN RETAIL REAL ESTATE TRUST INC - Form POS AM

| | | |
|---------------------------------|----------------|---------|
| Heritage Towne Crossing | 1,276,000 | |
| Boulevard at the Capital Centre | 3,312,000 | |
| ----- | | |
| Total | \$ 406,431,000 | 173,995 |
| ===== | | |

F-37

Inland Western Retail Real Estate Trust, Inc.
Notes to Pro Forma Consolidated Balance Sheet
December 31, 2004
(unaudited)

Allocation of net investments in properties:

| | | |
|---|----|-------------|
| Land | \$ | 69,133,000 |
| Building and improvements | | 309,873,000 |
| Acquired in-place lease intangibles and customer relationship value | | 25,278,000 |
| Acquired above market lease intangibles | | 2,877,000 |
| Acquired below market lease intangibles | | (730,000) |
| ----- | | |
| Total | \$ | 406,431,000 |
| ===== | | |

- (C) Additional offering proceeds of \$526,210,000, net of additional offering costs of \$63,146,000 are reflected as received as of December 31, 2004, prior to the purchase of the properties and are limited to offering proceeds necessary to acquire the properties and offering proceeds actually received as of March 14, 2005. Offering costs consist principally of registration costs, printing and selling costs, including commissions.
- (D) Acquired intangibles represent above and below market leases and the difference between the property valued with the existing in-place leases and the property valued as if vacant as well as the value associated with customer relationships. The value of the acquired leases and customer relationship values will be amortized over the lease term.
- (E) Additional mortgages payable of \$357,650,000, reflected as funded as of December 31, 2004, includes \$173,995,000 of mortgages payable obtained subsequent to the acquisition of the properties described in (B) and \$183,655,000 of new financing placed on previously acquired properties.
- (F) No pro forma assumptions have been made for the additional payment of distributions resulting from the additional proceeds raised.
- (G) Change in loan fees, leasing fees and loan fee deposits of \$5,691,000 represents prepaid loan fees applied to mortgage payables obtained as described in (E). Change in other assets of \$103,000 represents advance purchase deposits on properties purchased as described in (B).

F-38

Inland Western Retail Real Estate Trust, Inc.
Pro Forma Consolidated Statement of Operations

Edgar Filing: INLAND WESTERN RETAIL REAL ESTATE TRUST INC - Form POS AM

For the year ended December 31, 2004
(unaudited)

The following unaudited Pro Forma Consolidated Statement of Operations is presented to give effect the acquisition of the properties indicated in Note B of the Notes to the Pro Forma Consolidated Statement of Operations as though they occurred on January 1, 2004 or the date significant operations commenced. No pro forma adjustments have been made for any potential property acquisitions identified as of March 14, 2005. The Company does not consider these properties as probable under Rule 3-14 of Regulation S-X as the Company has not completed the due diligence process on these properties. Additionally, the Company has not received sufficient offering proceeds or obtained firm financing commitments to acquire all of these properties as of March 14, 2005. The Company believes it will have sufficient cash from offering proceeds raised and from additional financing proceeds to acquire these properties if and when the Company is prepared to acquire these properties. No pro forma adjustments were made for Eckerd - Greer, Eckerd - Kill Devil Hills, Eckerd - Columbia, Eckerd - Crossville, Kohl's - Wilshire Plaza III, Academy Sports - Houma, The Columns - Phase II, Academy Sports - Port Arthur, Academy Sports - Midland, Hobby Lobby - Concord, Stanley Works, Academy Sports - San Antonio or CVS Pharmacy - Jacksonville as the properties were completed in 2004 and there were no significant operations prior to the Company's acquisition. No pro forma adjustments were made related to the Pacheco Pass and Quakertown notes receivable as the properties were completed in 2004 and there were no significant operations prior to the Company's funding of the notes receivable.

This unaudited Pro Forma Consolidated Statement of Operations is not necessarily indicative of what the actual results of operations would have been for the year ended December 31, 2004, nor does it purport to represent our future results of operations.

F-39

Inland Western Retail Real Estate Trust, Inc.
Pro Forma Consolidated Statement of Operations
For the year ended December 31, 2004 (unaudited)
(Amounts in thousands)

| | Historical (A) | Pro Forma Adjustments (B) |
|-------------------------------------|-------------------|---------------------------------|
| | | |
| Rental income | \$ 106,425 | 19,929 |
| Tenant recovery income | 23,155 | 4,031 |
| Other property income | 825 | - |
| | | |
| Total income | 130,405 | 23,960 |
| | | |
| General and administrative expenses | 4,857 | - |
| Advisor asset management fee (D) | - | - |
| Property operating expenses (G) | 32,522 | 6,149 |
| Depreciation and amortization (E) | 47,973 | 9,904 |
| | | |
| Total expenses | 85,352 | 16,053 |
| | | |

Edgar Filing: INLAND WESTERN RETAIL REAL ESTATE TRUST INC - Form POS AM

| | | |
|--|-----------|---------|
| Operating income | 45,053 | 7,907 |
| Other income | 3,681 | - |
| Interest expense (H) | (33,175) | (7,577) |
| Realized loss on sale of treasury contacts | (3,667) | - |
| Minority interests | 398 | - |
| Equity in earnings (losses) of unconsolidated entities | (589) | - |
| | ----- | ----- |
| Net income (loss) | \$ 11,701 | 330 |
| | ===== | ===== |
| Other comprehensive income: | | |
| Unrealized gain/loss on investment securities | 241 | - |
| | ----- | ----- |
| Comprehensive income (loss) | \$ 11,942 | 330 |
| | ===== | ===== |
| Weighted average number of shares of common stock outstanding, basic and diluted (F) | 98,563 | |
| | ===== | |
| Net income (loss) per share, basic and diluted (F) | .12 | |
| | ===== | |

See accompanying notes to pro forma consolidated statement of operations.

F-40

Inland Western Retail Real Estate Trust, Inc.
Notes to Pro Forma Consolidated Statement of Operations
For the year ended December 31, 2004
(unaudited)

- (A) The historical information represents the historical statement of operations of the Company for the period from January 1, 2004 to December 31, 2004 as filed with the Securities Exchange Commission on Form 10-K.
- (B) Total pro forma adjustments for acquisitions consummated as of March 14, 2005 are as though the properties were acquired January 1, 2004.

| | Gross Income & Direct Operating Expenses (1) | Pro Forma Adjustments |
|------------------------------|---|--------------------------|
| | ----- | ----- |
| Rental income | \$ 20,258 | (329) |
| Tenant recovery income | 4,031 | - |
| | ----- | ----- |
| Total income | 24,289 | (329) |
| | ----- | ----- |
| Advisor asset management fee | - | - |

Edgar Filing: INLAND WESTERN RETAIL REAL ESTATE TRUST INC - Form POS AM

| | | |
|-------------------------------|-----------|----------|
| Property operating expenses | 5,071 | 1,078 |
| Depreciation and amortization | - | 9,904 |
| Interest expense | - | 7,577 |
| ----- | | |
| Total expenses | 5,071 | 18,559 |
| ----- | | |
| Net income (loss) | \$ 19,218 | (18,888) |
| ===== | | |

- (1) Audited combined gross income and direct operating expenses as prepared in accordance with Rule 3-14 of Regulation S-X for the following properties:

Coram Plaza, Mesa Fiesta, Green's Corner, Newton Crossroads, Stilesboro Oaks, Pleasant Run Towne Crossing, Shoppes at Lake Andrew, Fairgrounds Plaza, Midtown Center, Trenton Crossing, Lakepointe Towne Center and Stateline Station.

As previously reported, an audit of Magnolia Square was going to be performed, however, no audit was required in accordance with Rule 3.14 of Regulation S-X.

F-41

Inland Western Retail Real Estate Trust, Inc.
Notes to Pro Forma Consolidated Statement of Operations
For the year ended December 31, 2004
(unaudited)

- (C) Total pro forma adjustments for acquisitions consummated as of March 14, 2005 are as though the properties were acquired January 1, 2004. No pro forma adjustments were made for Eckerd - Greer, Eckerd - Kill Devil Hills, Eckerd - Columbia, Eckerd - Crossville, Kohl's - Wilshire Plaza III, Academy Sports - Houma, The Columns - Phase II, Academy Sports - Port Arthur, Academy Sports - Midland, Hobby Lobby - Concord, Stanley Works, Academy Sports - San Antonio or CVS Pharmacy - Jacksonville as the properties were completed in 2004 and there were no significant operations prior to the Company's acquisition. No pro forma adjustments were made related to the Pacheco Pass and Quakertown notes receivable as the properties were completed in 2004 and there were no significant operations prior to the Company's funding of the notes receivable.

| | Gross Income & Direct Operating Expenses (1) | Pro Forma Adjustments |
|------------------------------|---|--------------------------|
| ----- | | |
| Rental income | \$ 130,679 | (2,797) |
| Tenant recovery income | 23,090 | - |
| ----- | | |
| Total revenues | 153,769 | (2,797) |
| ----- | | |
| Advisor asset management fee | - | - |
| Property operating expenses | 31,779 | 6,702 |

Edgar Filing: INLAND WESTERN RETAIL REAL ESTATE TRUST INC - Form POS AM

| | | |
|-------------------------------|------------|-----------|
| Depreciation and amortization | - | 68,789 |
| Interest expense | - | 49,203 |
| ----- | | |
| Total expenses | 31,779 | 124,694 |
| ----- | | |
| Net income (loss) | \$ 121,990 | (127,491) |
| ===== | | |

- (1) Unaudited combined gross income and direct operating expenses from January 1, 2004 through the date of acquisition based on information provided by the Seller for the following properties:

CorWest Plaza, Hickory Ridge, Shoppes at Quarterfield, Larkspur Landing, North Ranch Pavilion, La Plaza Del Norte, MacArthur Crossing, Promenade at Red Cliff, Peoria Crossings, Dorman Center, Heritage Towne Crossing, Paradise Valley Marketplace, Best on the Boulevard, Bluebonnet Parc, North Rivers Town Center, Alison's Corner, Arvada Connection and Arvada Marketplace, Eastwood Town Center, Watauga Pavilion, Northpointe Plaza, Plaza Santa Fe II, Pine Ridge Plaza, Huebner Oaks Center, John's Creek Village, Lakewood Towne Center, Shoppes of Prominence Point, Northgate North, Davis Towne Crossing, Fullerton Metrocenter, Low Country Village, The Shops at Boardwalk, Shoppes of Dallas, Cranberry Square, Tollgate Marketplace, Gateway Village, Towson Circle, Gateway Plaza, Plaza at Marysville, Forks Town Center, Reisterstown Road Plaza, Village Shoppes at Simonton, Manchester Meadows, Governor's Marketplace, Mitchell Ranch Plaza, The Columns, Saucon Valley Square, Lincoln Park, Harvest Towne Center, Boulevard at the Capital Centre, Bed, Bath & Beyond Plaza, Denton Crossing, Azalea Square, Lake Mary Pointe, Plaza at Riverlakes, Gurnee Town Centre, Mansfield Towne Crossing, Winchester Commons, Publix Center (Shoppes at Park West), Fox Creek Village, Oswego Commons, University Town Center, Edgemont Town Center, Five Forks, Placentia Town Center, Gateway Station, Northwoods Center, Shops at Forest Commons, Gateway Pavilions, Henry Town Center, McAllen Shopping Center, 23rd Street Plaza, Southlake Town Square, Irmo Station, Evans Towne Centre, Cottage Plaza, Village at Quail Springs, Phenix Crossing, Magnolia Square, Holliday Towne Center, Southgate Plaza and High Ridge Crossing.

F-42

Inland Western Retail Real Estate Trust, Inc.
Notes to Pro Forma Consolidated Statement of Operations
For the year ended December 31, 2004
(unaudited)

Gross rental income from January 1, 2004 through the date of acquisition based on information provided by tenant net leases for the following properties:

Eckerd - Greer, Eckerd - Kill Devil Hills, Eckerd - Columbia, Eckerd - Crossville, Kohl's - Wilshire Plaza III, Wal-Mart Supercenter - Blytheville, Wrangler Company Western Headquarters, Academy Sports - Houma, Wal-Mart Supercenter - Jonesboro, Harris Teeter - Wilmington, GMAC Insurance, Academy Sports - Port Arthur, CVS Pharmacy - Sylacauga, Academy Sports - Midland, Zurich Towers, the American Express portfolio, Maytag Distribution Center, Hobby Lobby - Concord, Stanley Works, Academy Sports - San Antonio, CVS Pharmacy - Jacksonville, and CarMax - San Antonio.

- (D) The advisor asset management fee is expected to be subordinated to the

Edgar Filing: INLAND WESTERN RETAIL REAL ESTATE TRUST INC - Form POS AM

shareholders' receipt of a stated return thus no amount is reflected.

- (E) Buildings and improvements will be depreciated on a straight line basis based upon estimated useful lives of 30 years for building and improvements and 15 years for site improvements. That portion of the purchase price that is allocated to above or below lease intangibles will be amortized on a straight line basis over the life of the related leases as an adjustment to rental income. Other leasing costs, tenant improvements, in-place lease intangibles and customer relationship values will be amortized on a straight line basis over the life of the related leases as a component of amortization expense.
- (F) The pro forma weighted average shares of common stock outstanding for the year ended December 31, 2004 was calculated using the additional shares sold to purchase each of the properties on a weighted average basis plus the 20,000 shares purchased by the Advisor in connection with our organization.
- (G) Management fees are calculated as 4.5% of gross revenues pursuant to the management agreement and are included in property operating expenses.
- (H) The pro forma adjustments relating to interest expense were based on the following debt terms:

| | Principal Balance | Interest Rate |
|--|----------------------|------------------|
| | | |
| Academy Sports - Houma | 2,920,000 | |
| Academy Sports - Midland | 2,338,000 | |
| Academy Sports - Port Arthur | 2,775,000 | |
| Academy Sports - San Antonio | 3,933,000 | |
| Alison's Corner | 3,850,000 | |
| American Express - Markham, Ontario | 25,380,000 | |
| American Express - Depere, WI | 11,623,000 | |
| American Express - 31st Avenue - Phoenix | 31,860,000 | |
| American Express - 19th Avenue - Phoenix | 8,260,000 | |
| American Express - Minneapolis | 56,050,000 | |
| American Express - Greensboro, NC | 33,040,000 | |
| American Express - Fort Lauderdale, FL | 37,170,000 | |
| American Express - Salt Lake City | 28,320,000 | |
| Arvada Marketplace and Arvada Connection | 28,510,000 | |
| Azalea Square | 16,535,000 | |
| Bed Bath & Beyond Plaza | 11,193,000 | |
| Best on the Boulevard | 19,525,000 | |
| Bluebonnet Parc | 12,100,000 | |
| Boulevard at the Capital Centre | 71,500,000 | |

F-43

Inland Western Retail Real Estate Trust, Inc.
Notes to Pro Forma Consolidated Statement of Operations
For the year ended December 31, 2004
(unaudited)

Principal Interest

Edgar Filing: INLAND WESTERN RETAIL REAL ESTATE TRUST INC - Form POS AM

| | Balance | Rate |
|--------------------------------|------------|-------|
| Cardiff Hall East | 5,109,000 | |
| Cottage Plaza | 13,025,000 | |
| Coram Plaza | 20,755,000 | |
| CorWest Plaza | 18,150,000 | |
| Cranberry Square | 10,900,000 | |
| CVS Pharmacy - Sylacauga | 1,685,000 | |
| Davis Towne Crossing | 5,365,000 | |
| Denton Crossing | 35,200,000 | |
| Dorman Center | 27,610,000 | |
| Eastwood Towne Center | 46,750,000 | |
| Eckerds Drug Stores (4) | 6,800,000 | |
| Edgemont Town Center | 8,600,000 | |
| Evans Towne Centre | 5,005,000 | |
| Fairgrounds Plaza | 15,982,000 | |
| Five Forks | 4,483,000 | |
| Forks Town Center | 10,395,000 | |
| Fox Creek Village | 11,485,000 | |
| Fullerton Metrocenter | 28,050,000 | |
| Gateway Pavilions | 35,842,000 | |
| Gateway Plaza | 18,163,000 | |
| Gateway Village (Note A) | 27,233,000 | LIBOR |
| Gateway Village (Note B) | 4,225,000 | LIBOR |
| GMAC Insurance | 33,000,000 | |
| Governor's Marketplace | 20,625,000 | |
| Green's Corner | 7,022,000 | |
| Gurnee Town Center | 24,360,000 | |
| Harris Teeter - Wilmington | 3,960,000 | |
| Harvest Towne Center | 5,005,000 | |
| Henry Town Center | 35,815,000 | |
| Heritage Towne Crossing | 8,950,000 | |
| Hickory Ridge | 23,650,000 | |
| Hobby Lobby - Concord | 3,025,000 | |
| Holliday Towne Center | 8,050,000 | |
| Huebner Oaks Center (Note A) | 31,723,000 | |
| Huebner Oaks Center (Note B) | 16,277,000 | |
| Irmo Station | 7,085,000 | |
| John's Creek Village | 23,300,000 | |
| Kohl's - Wilshire Plaza III | 5,418,000 | |
| La Plaza Del Norte | 32,528,000 | |
| Lake Mary Pointe | 3,658,000 | |
| Lakewood Towne Center (Note A) | 44,000,000 | |
| Lakewood Towne Center (Note B) | 7,260,000 | |
| Larkspur Landing | 33,630,000 | |
| Lincoln Park | 26,153,000 | |
| Low Country Village - Phase I | 5,370,000 | |
| Low Country Village - Phase II | 5,440,000 | |
| MacArthur Crossing | 12,700,000 | |
| Magnolia Square | 10,265,000 | |
| Manchester Meadows | 31,065,000 | |

F-44

Inland Western Retail Real Estate Trust, Inc.
Notes to Pro Forma Consolidated Statement of Operations
For the year ended December 31, 2004
(unaudited)

Edgar Filing: INLAND WESTERN RETAIL REAL ESTATE TRUST INC - Form POS AM

| | Principal Balance | Interest Rate |
|--------------------------------------|----------------------|------------------|
| | ----- | ----- |
| Mansfield Towne Crossing | 10,982,000 | |
| Maytag Distribution Center | 12,740,000 | |
| McAllen Shopping Center | 2,455,000 | |
| Mesa Fiesta | 23,500,000 | |
| Midtown Center | 28,228,000 | |
| Mitchell Ranch Plaza | 18,700,000 | |
| Newnan Crossing II | 2,223,000 | |
| Newton Crossroads | 5,548,000 | |
| North Ranch Pavilion | 10,157,000 | |
| North Rivers Town Center | 11,050,000 | |
| Northgate North | 26,650,000 | |
| Northpointe Plaza | 30,850,000 | |
| Northwoods Center | 11,192,500 | |
| Oswego Commons | 19,262,000 | |
| Paradise Valley Marketplace | 15,681,000 | |
| Peoria Crossings | 20,497,000 | |
| Pine Ridge Plaza | 14,700,000 | |
| Plaza at Marysville | 11,800,000 | |
| Plaza Santa Fe II | 17,394,000 | |
| Pleasant Run Towne Crossing | 22,800,000 | |
| Promenade at Red Cliff | 10,590,000 | |
| Publix Center | 6,655,000 | |
| Reisterstown Road Plaza | 49,650,000 | |
| Saucon Valley Square | 8,851,000 | |
| Shoppes at Lake Andrew | 15,657,000 | |
| Shoppes at Quarterfield | 6,067,000 | |
| Shoppes of Dallas | 7,179,000 | |
| Shoppes of Prominence Point | 9,954,000 | |
| Shops at Forest Commons | 5,230,000 | |
| Southlake Town Square | 70,571,000 | |
| Southlake Town Square II | 10,429,000 | |
| Stilesboro Oaks | 6,592,000 | |
| The Columns - Phase I | 11,423,000 | |
| The Columns - Phase II | 3,442,000 | |
| The Shops at Boardwalk | 20,150,000 | |
| Tollgate Marketplace | 39,765,000 | LIBOR |
| Towson Circle (Note A) | 15,647,500 | |
| Towson Circle (Note B) | 3,550,000 | LIBOR |
| Trenton Crossing | 19,307,000 | |
| University Town Center | 5,810,000 | |
| Village at Quail Springs | 5,740,000 | |
| Village Shoppes at Simonton | 7,562,000 | |
| Wal-Mart Supercenter - Blytheville | 7,100,000 | |
| Wal-Mart Supercenter - Jonesboro | 6,088,500 | |
| Watauga Pavilion | 17,100,000 | |
| Winchester Commons | 7,235,000 | |
| Wangler Company Western Headquarters | 11,300,000 | |
| Zurich Towers | 81,420,000 | |

F-45

INDEPENDENT AUDITORS' REPORT

The Board of Directors

Edgar Filing: INLAND WESTERN RETAIL REAL ESTATE TRUST INC - Form POS AM

Inland Western Retail Real Estate Trust, Inc.

We have audited the accompanying Historical Summary of Gross Income and Direct Operating Expenses ("Historical Summary") of Henry Town Center ("the Property") for the year ended December 31, 2003. This Historical Summary is the responsibility of the management of Inland Western Retail Real Estate Trust, Inc. Our responsibility is to express an opinion on the Historical Summary based on our audit.

We conducted our audit in accordance with auditing standards generally accepted in the United States of America. Those standards require that we plan and perform the audit to obtain reasonable assurance about whether the Historical Summary is free of material misstatement. An audit includes consideration of internal control over financial reporting as a basis for designing audit procedures that are appropriate in the circumstances, but not for the purpose of expressing an opinion on the effectiveness of the Property's internal control over financial reporting. Accordingly, we express no such opinion. An audit includes examining, on a test basis, evidence supporting the amounts and disclosures in the Historical Summary. An audit also includes assessing the accounting principles used and significant estimates made by management, as well as evaluating the overall presentation of the Historical Summary. We believe that our audit provides a reasonable basis for our opinion.

The accompanying Historical Summary was prepared for the purpose of complying with the rules and regulations of the Securities and Exchange Commission and for inclusion in Form 8-K/A of Inland Western Retail Real Estate Trust, Inc., as described in note 2. It is not intended to be a complete presentation of the Property's revenues and expenses.

In our opinion, the Historical Summary referred to above presents fairly, in all material respects, the gross income and direct operating expenses described in note 2 of Henry Town Center for the year ended December 31, 2003, in conformity with accounting principles generally accepted in the United States of America.

KPMG LLP

Chicago, Illinois
February 3, 2005

F-46

HENRY TOWN CENTER
Historical Summary of Gross Income and Direct Operating Expenses
For the year ended December 31, 2003 and the nine months ended
September 30, 2004 (unaudited)

FOR THE
NINE MONTHS ENDED
SEPTEMBER 30, 2004

(unaudited)

| | |
|--|--------------|
| Gross income: | |
| Base rental income | \$ 3,540,928 |
| Operating expense and real estate tax recoveries | 915,538 |
| | ----- |

Edgar Filing: INLAND WESTERN RETAIL REAL ESTATE TRUST INC - Form POS AM

| | |
|---|--------------|
| Total gross income | 4,456,466 |
| Direct operating expenses: | |
| Operating expenses | 331,664 |
| Insurance | 78,557 |
| Real estate taxes | 514,565 |
| Interest expense | 1,486,640 |
| Total direct operating expenses | 2,411,426 |
| Excess of gross income over direct operating expenses | \$ 2,045,040 |

See accompanying notes to historical summary of gross income and direct operating expenses.

F-47

HENRY TOWN CENTER

Notes to Historical Summary of Gross Income and Direct Operating Expenses
For the year ended December 31, 2003 and the nine months ended
September 30, 2004 (unaudited)

(1) Business

Henry Town Center ("the Property") is located in McDonough, GA. The Property consists of approximately 380,942 square feet of gross leasable area and was approximately 100% occupied at December 31, 2003. The Property is leased to a total of 42 tenants and has two ground leases. Of these, one tenant accounts for approximately 22% of base rental revenue for the year ended December 31, 2003. On December 23, 2004, Inland Western Retail Real Estate Trust, Inc. ("IWRRETI") acquired the Property from an unaffiliated third party.

(2) Basis of Presentation

The Historical Summary of Gross Income and Direct Operating Expenses ("Historical Summary") has been prepared for the purpose of complying with Rule 3-14 of the Securities and Exchange Commission Regulation S-X and for inclusion in Form 8-K/A of IWRRETI and is not intended to be a complete presentation of the Property's revenues and expenses. The Historical Summary has been prepared on the accrual basis of accounting and requires management of the Property to make estimates and assumptions that affect the reported amounts of the revenues and expenses during the reporting period. Actual results may differ from those estimates.

All adjustments necessary for a fair presentation have been made to the accompanying unaudited amounts for the nine months ended September 30, 2004.

(3) Gross Income

The Property leases retail space under various lease agreements with its tenants. All leases are accounted for as operating leases. The leases include provisions under which the Property is reimbursed for common area, real estate tax, and insurance costs. Revenue related to these reimbursed costs is recognized in the period the applicable costs are incurred and billed to tenants pursuant to the lease agreements. Certain leases contain renewal options at various periods at various rental rates. Certain of the leases contain provision

Edgar Filing: INLAND WESTERN RETAIL REAL ESTATE TRUST INC - Form POS AM

for contingent rentals. Recognition of contingent rental income is deferred until the target that triggers the contingent rental income is achieved. No contingent rent was earned during the year ended December 31, 2003.

The Property has two ground leases that are classified as operating leases with terms extending through 2012 and 2022. Total ground lease income was \$301,228 and is included in base rental income in the accompanying Historical Summary for the year ended December 31, 2003.

Although certain leases may provide for tenant occupancy during periods for which no rent is due and/or increases exist in minimum lease payments over the term of the lease, rental income accrues for the full period of occupancy on a straight-line basis. Related adjustments increased base rental income by \$79,576 for the year ended December 31, 2003.

F-48

HENRY TOWN CENTER

Notes to Historical Summary of Gross Income and Direct Operating Expenses
For the year ended December 31, 2003 and the nine months ended
September 30, 2004 (unaudited)

Minimum rents to be received from tenants under operating leases, which terms range from one to 19 years, as of December 31, 2003, are as follows:

| YEAR | |
|------------|---------------|
| ---- | |
| 2004 | \$ 4,649,668 |
| 2005 | 4,633,825 |
| 2006 | 4,580,016 |
| 2007 | 4,405,775 |
| 2008 | 3,484,283 |
| Thereafter | 26,367,048 |
| | ----- |
| | \$ 48,120,615 |
| | ===== |

(4) Direct Operating Expenses

Direct operating expenses include only those costs expected to be comparable to the proposed future operations of the Property. Repairs and maintenance expenses are charged to operations as incurred. Costs such as depreciation, amortization, management fees, and professional fees are excluded from the Historical Summary.

(5) Interest Expense

IWRRETI assumed a \$35,814,616 mortgage loan secured by the Property in connection with the acquisition. This mortgage loan had an original balance of \$36,000,000, and was paid down by an additional \$185,384 in 2004 prior to IWRRETI assuming the loan. The mortgage loan bears a fixed interest rate of 5.42%, payable in monthly installments of principal and interest, and matures on January 11, 2013.

Minimum annual principal payments under the terms of the mortgage debt are as follows:

| YEAR | |
|------------|---------------|
| ---- | |
| 2004 | \$ - |
| 2005 | 475,022 |
| 2006 | 501,793 |
| 2007 | 530,073 |
| 2008 | 554,578 |
| Thereafter | 33,753,150 |
| | ----- |
| | \$ 35,814,616 |
| | ===== |

F-49

INDEPENDENT AUDITORS' REPORT

The Board of Directors
Inland Western Retail Real Estate Trust, Inc.

We have audited the accompanying Combined Historical Summary of Gross Income and Direct Operating Expenses ("Combined Historical Summary") of the Properties acquired from Ceruzzi Holdings for the year ended December 31, 2004. This Combined Historical Summary is the responsibility of the management of Inland Western Retail Real Estate Trust, Inc. Our responsibility is to express an opinion on the Combined Historical Summary based on our audit.

We conducted our audit in accordance with auditing standards generally accepted in the United States of America. Those standards require that we plan and perform the audit to obtain reasonable assurance about whether the Combined Historical Summary is free of material misstatement. An audit includes consideration of internal control over financial reporting as a basis for designing audit procedures that are appropriate in the circumstances, but not for the purpose of expressing an opinion on the effectiveness of the Properties' internal control over financial reporting. Accordingly, we express no such opinion. An audit includes examining, on a test basis, evidence supporting the amounts and disclosures in the Combined Historical Summary. An audit also includes assessing the accounting principles used and significant estimates made by management, as well as evaluating the overall presentation of the Combined Historical Summary. We believe that our audit provides a reasonable basis for our opinion.

The accompanying Combined Historical Summary was prepared for the purpose of complying with the rules and regulations of the Securities and Exchange Commission and for inclusion in Form 8-K/A of Inland Western Retail Real Estate Trust, Inc., as described in note 2. It is not intended to be a complete presentation of the Properties' revenues and expenses.

In our opinion, the Combined Historical Summary referred to above presents fairly, in all material respects, the gross income and direct operating expenses described in note 2 of the Properties acquired from Ceruzzi Holdings for the year ended December 31, 2004, in conformity with accounting principles generally accepted in the United States of America.

KPMG LLP

Edgar Filing: INLAND WESTERN RETAIL REAL ESTATE TRUST INC - Form POS AM

Chicago, Illinois
January 22, 2005

F-50

PROPERTIES ACQUIRED FROM CERUZZI HOLDINGS
Combined Historical Summary of Gross Income and Direct Operating Expenses
For the year ended December 31, 2004

| | FOR THE YEAR ENDED DECEMBER 31, 2004 |
|---|---|
| | ----- |
| Gross income: | |
| Base rental income | \$ 4,295,301 |
| Operating expense and real estate tax recoveries | 444,729 |
| | ----- |
| Total gross income | 4,740,030 |
| | ----- |
| Direct operating expenses: | |
| Operating expenses | 393,558 |
| Insurance | 31,380 |
| Real estate taxes | 207,147 |
| Interest expense | 931,059 |
| | ----- |
| Total direct operating expenses | 1,563,144 |
| | ----- |
| Excess of gross income over direct operating expenses | \$ 3,176,886 |
| | ===== |

See accompanying notes to combined historical summary of gross income and direct operating expenses.

F-51

PROPERTIES ACQUIRED FROM CERUZZI HOLDINGS
Notes to Combined Historical Summary of Gross Income and Direct Operating
Expenses For the year ended December 31, 2004

(1) Business

The Properties Acquired from Ceruzzi Holdings consist of:

| Name | Gross Leasable Area | Location | Occupancy December 31 |
|-------------------|------------------------|----------------|--------------------------|
| ---- | ----- | ----- | ----- |
| Coram Plaza | 141,780 | Coram, NY | 92% |
| Fairgrounds Plaza | Ground lease | Middletown, NY | |

The Properties are leased to a total of 22 tenants and has one ground lease. Of these, one tenant and the ground lease account for 79% of base rental revenue for the year ended December 31, 2004. On December 23, 2004 and January 5, 2005, respectively, Inland Western Retail Real Estate Trust, Inc. ("IWRRETI") acquired Coram Plaza and Fairgrounds Plaza from Ceruzzi Holdings, an unaffiliated third party. The Combined Historical Summary for the year ended December 31, 2004 includes gross income and direct operating expenses for a full year, including the period for which IWRRETI owned Coram Plaza.

(2) Basis of Presentation

The Combined Historical Summary of Gross Income and Direct Operating Expenses ("Combined Historical Summary") has been prepared for the purpose of complying with Rule 3-14 of the Securities and Exchange Commission Regulation S-X and for inclusion in Form 8-K/A of IWRRETI and is not intended to be a complete presentation of the Properties' revenues and expenses. The Combined Historical Summary has been prepared on the accrual basis of accounting and requires management of the Properties to make estimates and assumptions that affect the reported amounts of the revenues and expenses during the reporting period. Actual results may differ from those estimates. The Combined Historical Summary is presented on a combined basis since the Properties were acquired from the same seller.

(3) Gross Income

The Properties lease retail space under various lease agreements with its tenants. All leases are accounted for as operating leases. The leases include provisions under which the Properties are reimbursed for common area, real estate tax, and insurance costs. Revenue related to these reimbursed costs is recognized in the period the applicable costs are incurred and billed to tenants pursuant to the lease agreements. Certain leases contain renewal options at various periods at various rental rates. Certain of the leases contain provision for contingent rentals.

The Properties have one ground lease that is classified as an operating lease with terms extending through January 31, 2028. Total ground lease income was \$1,769,970 and is included in base rental income in the accompanying Combined Historical Summary for the year ended December 31, 2004.

Although certain leases may provide for tenant occupancy during periods for which no rent is due and/or increases exist in minimum lease payments over the term of the lease, rental income accrues for the full period of occupancy on a straight-line basis. Related adjustments increased base rental income by \$929,878 for the year ended December 31, 2004.

F-52

PROPERTIES ACQUIRED FROM CERUZZI HOLDINGS
Notes to Combined Historical Summary of Gross Income and Direct Operating
Expenses For the year ended December 31, 2004

Minimum rents to be received from tenants under operating leases, which terms range from one to 35 years, as of December 31 2004, are as follows:

YEAR

Edgar Filing: INLAND WESTERN RETAIL REAL ESTATE TRUST INC - Form POS AM

| | | |
|------------|----|------------|
| 2005 | \$ | 4,233,364 |
| 2006 | | 4,142,951 |
| 2007 | | 4,048,334 |
| 2008 | | 3,948,586 |
| 2009 | | 3,971,733 |
| Thereafter | | 65,540,843 |
| | | ----- |
| | \$ | 85,885,811 |
| | | ===== |

(4) Direct Operating Expenses

Direct operating expenses include only those costs expected to be comparable to the proposed future operations of the Properties. Repairs and maintenance expenses are charged to operations as incurred. Costs such as depreciation, amortization, management fees, interest expense related to mortgage debt not assumed, and professional fees are excluded from the Combined Historical Summary.

(5) Interest Expense

IWRRETI assumed a \$15,982,376 mortgage loan secured by Fairgrounds Plaza in connection with the acquisition. This mortgage loan had an original balance of \$16,375,000, and was paid down by an additional \$16,547 in 2005 prior to IWRRETI assuming the loan. The mortgage loan bears a fixed interest rate of 5.69%, payable in monthly installments of principal and interest, and matures on February 1, 2033.

Minimum annual principal payments under the terms of the mortgage debt are as follows:

| | | |
|------------|----|------------|
| YEAR | | |
| ---- | | |
| 2005 | \$ | 205,564 |
| 2006 | | 235,268 |
| 2007 | | 249,206 |
| 2008 | | 261,451 |
| 2009 | | 279,457 |
| Thereafter | | 14,751,430 |
| | | ----- |
| | \$ | 15,982,376 |
| | | ===== |

F-53

INDEPENDENT AUDITORS' REPORT

The Board of Directors
Inland Western Retail Real Estate Trust, Inc.

We have audited the accompanying Combined Historical Summary of Gross Income and Direct Operating Expenses ("Combined Historical Summary") of the Properties acquired from FFI American Market Fund, L.P. ("the Properties") for the year

Edgar Filing: INLAND WESTERN RETAIL REAL ESTATE TRUST INC - Form POS AM

ended December 31, 2004. This Combined Historical Summary is the responsibility of the management of Inland Western Retail Real Estate Trust, Inc. Our responsibility is to express an opinion on the Combined Historical Summary based on our audit.

We conducted our audit in accordance with auditing standards generally accepted in the United States of America. Those standards require that we plan and perform the audit to obtain reasonable assurance about whether the Combined Historical Summary is free of material misstatement. An audit includes consideration of internal control over financial reporting as a basis for designing audit procedures that are appropriate in the circumstances, but not for the purpose of expressing an opinion on the effectiveness of the Properties' internal control over financial reporting. Accordingly, we express no such opinion. An audit includes examining, on a test basis, evidence supporting the amounts and disclosures in the Combined Historical Summary. An audit also includes assessing the accounting principles used and significant estimates made by management, as well as evaluating the overall presentation of the Combined Historical Summary. We believe that our audit provides a reasonable basis for our opinion.

The accompanying Combined Historical Summary was prepared for the purpose of complying with the rules and regulations of the Securities and Exchange Commission and for inclusion in Form 8-K/A of Inland Western Retail Real Estate Trust, Inc., as described in note 2. It is not intended to be a complete presentation of the Properties' revenues and expenses.

In our opinion, the Combined Historical Summary referred to above presents fairly, in all material respects, the gross income and direct operating expenses described in note 2 of the Properties acquired from FFI American Market Fund, L.P. for the year ended December 31, 2004, in conformity with accounting principles generally accepted in the United States of America.

KPMG LLP

Atlanta, Georgia
March 2, 2005

F-54

PROPERTIES ACQUIRED FROM FFI AMERICAN MARKET FUND, L.P.
Combined Historical Summary of Gross Income and Direct Operating Expenses
For the year ended December 31, 2004

| | FOR THE YEAR ENDED DECEMBER 31, 2004 |
|--|---|
| | ----- |
| Gross income: | |
| Base rental income | \$ 2,567,103 |
| Operating expense and real estate tax recoveries | 549,895 |
| | ----- |
| Total gross income | 3,116,998 |
| | ----- |
| Direct operating expenses: | |
| Operating expenses | 336,187 |

Edgar Filing: INLAND WESTERN RETAIL REAL ESTATE TRUST INC - Form POS AM

| | |
|---|--------------|
| Insurance | 179,097 |
| Real estate taxes | 43,656 |
| | ----- |
| Total direct operating expenses | 558,940 |
| | ----- |
| Excess of gross income over direct operating expenses | \$ 2,558,058 |
| | ===== |

See accompanying notes to combined historical summary of gross income and direct operating expenses.

F-55

THE PROPERTIES ACQUIRED FROM FFI AMERICAN MARKET FUND, L.P.
Notes to Combined Historical Summary of Gross Income
and Direct Operating Expenses
For the year ended December 31, 2004

(1) Business

The Properties acquired from FFI American Market Fund, L.P. ("the Properties") consist of the following:

| Name ----- | Gross Leasable Area ----- | Location ----- | Occupancy at December 31, 2004 ----- |
|-------------------|---------------------------------|-------------------|--|
| Green's Corner | 82,792 | Cumming, GA | 100% |
| Newton Crossroads | 78,896 | Covington, GA | 100% |
| Stilesboro Oaks | 80,772 | Acworth, GA | 100% |

The Properties are leased to a total of 36 tenants and has one ground lease. Of these, one tenant, that occupies space in each of the three properties, accounts for approximately 56% of base rental revenue for the year ended December 31, 2004. On December 29, 2004, Inland Western Retail Real Estate Trust, Inc. ("IWRRETI") acquired the Properties from FFI American Market Fund, L.P., an unaffiliated third party. The Combined Historical Summary for the year ended December 31, 2004 includes gross income and direct operating expenses for a full year, including the period for which IWRRETI owned the Properties.

(2) Basis of Presentation

The Combined Historical Summary of Gross Income and Direct Operating Expenses ("Combined Historical Summary") has been prepared for the purpose of complying with Rule 3-14 of the Securities and Exchange Commission Regulation S-X and for inclusion in Form 8-K/A of IWRRETI and is not intended to be a complete presentation of the Properties' revenues and expenses. The Combined Historical Summary has been prepared on the accrual basis of accounting and requires management of the Properties to make estimates and assumptions that affect the reported amounts of the revenues and expenses during the reporting period. Actual results may differ from those estimates. The Combined Historical Summary is presented on a combined basis since the Properties were acquired from the same seller.

(3) Gross Income

The Properties lease retail space under various lease agreements with its tenants. All leases are accounted for as operating leases. The leases include provisions under which the Properties are reimbursed for common area, real estate tax, and insurance costs. Revenue related to these reimbursed costs is recognized in the period the applicable costs are incurred and billed to tenants pursuant to the lease agreements. Certain leases contain renewal options at various periods at various rental rates. Certain of the leases contain provision for contingent rentals. Recognition of contingent rental income is deferred until the target that triggers the contingent rental income is achieved. No contingent rent was earned during the year ended December 31, 2004.

The Properties have one ground lease that is classified as an operating lease with terms extending through July 15, 2017. Total ground lease income was \$51,106 and is included in base rental income in the accompanying Combined Historical Summary for the year ended December 31, 2004.

Although certain leases may provide for tenant occupancy during periods for which no rent is due and/or increases exist in minimum lease payments over the term of the lease, rental income accrues for the full period of occupancy on a straight-line basis. Related adjustments increased base rental income by \$19,354 for the year ended December 31, 2004.

F-56

PROPERTIES ACQUIRED FROM FFI AMERICAN MARKET FUND, L.P.
Notes to Combined Historical Summary of Gross Income and
Direct Operating Expenses
For the year ended December 31, 2004

Minimum rents to be received from tenants under operating leases, which terms range from one to 18 years, as of December 31 2004, are as follows:

| YEAR | |
|------------|---------------|
| ---- | |
| 2005 | \$ 2,596,907 |
| 2006 | 2,434,256 |
| 2007 | 2,157,007 |
| 2008 | 1,758,671 |
| 2009 | 1,620,053 |
| Thereafter | 14,439,590 |
| | ----- |
| | \$ 25,006,484 |
| | ===== |

(4) Direct Operating Expenses

Direct operating expenses include only those costs expected to be comparable to the proposed future operations of the Properties. Repairs and maintenance expenses are charged to operations as incurred. Costs such as depreciation, amortization, management fees, interest expense related to mortgage debt not assumed, and professional fees are excluded from the Combined Historical Summary.

F-57

INDEPENDENT AUDITORS' REPORT

The Board of Directors
Inland Western Retail Real Estate Trust, Inc.

We have audited the accompanying Historical Summary of Gross Income and Direct Operating Expenses ("Historical Summary") of Shoppes at Lake Andrew ("the Property") for the year ended December 31, 2004. This Historical Summary is the responsibility of the management of Inland Western Retail Real Estate Trust, Inc. Our responsibility is to express an opinion on the Historical Summary based on our audit.

We conducted our audit in accordance with auditing standards generally accepted in the United States of America. Those standards require that we plan and perform the audit to obtain reasonable assurance about whether the Historical Summary is free of material misstatement. An audit includes consideration of internal control over financial reporting as a basis for designing audit procedures that are appropriate in the circumstances, but not for the purpose of expressing an opinion on the effectiveness of the Property's internal control over financial reporting. Accordingly, we express no such opinion. An audit includes examining, on a test basis, evidence supporting the amounts and disclosures in the Historical Summary. An audit also includes assessing the accounting principles used and significant estimates made by management, as well as evaluating the overall presentation of the Historical Summary. We believe that our audit provides a reasonable basis for our opinion.

The accompanying Historical Summary was prepared for the purpose of complying with the rules and regulations of the Securities and Exchange Commission and for inclusion in Form 8-K/A of Inland Western Retail Real Estate Trust, Inc., as described in note 2. It is not intended to be a complete presentation of the Property's revenues and expenses.

In our opinion, the Historical Summary referred to above presents fairly, in all material respects, the gross income and direct operating expenses described in note 2 of Shoppes at Lake Andrew for the year ended December 31, 2004, in conformity with accounting principles generally accepted in the United States of America.

KPMG LLP

Chicago, Illinois
January 26, 2005

F-58

SHOPPES AT LAKE ANDREW
Historical Summary of Gross Income and Direct Operating Expenses
For the year ended December 31, 2004

FOR THE YEAR ENDED
DECEMBER 31, 2004

| | | |
|--------------------|----|-----------|
| Gross income: | | |
| Base rental income | \$ | 1,907,240 |

Edgar Filing: INLAND WESTERN RETAIL REAL ESTATE TRUST INC - Form POS AM

| | | |
|---|--------------|--|
| Operating expense and real estate tax recoveries | 385,623 | |
| | | |
| Total gross income | 2,292,863 | |
| | | |
| Direct operating expenses: | | |
| Operating expenses | 138,198 | |
| Insurance | 47,877 | |
| Real estate taxes | 227,361 | |
| | | |
| Total direct operating expenses | 413,436 | |
| | | |
| Excess of gross income over direct operating expenses | \$ 1,879,427 | |

See accompanying notes to historical summary of gross income and direct operating expenses.

F-59

SHOPPES AT LAKE ANDREW
Notes to Historical Summary of Gross Income and Direct Operating Expenses
For the year ended December 31, 2004

(1) Business

Shoppes at Lake Andrew ("the Property") is located in Melbourne, FL. The Property consists of approximately 144,752 square feet of gross leasable area and was approximately 100% occupied at December 31, 2004. The Property is leased to a total of 18 tenants, of which five tenants account for approximately 65% of base rental revenue for the year ended December 31, 2004. On December 28, 2004, Inland Western Retail Real Estate Trust, Inc. ("IWRRETI") acquired the Property from an unaffiliated third party. The Historical Summary for the year ended December 31, 2004 includes gross income and direct operating expenses for a full year, including the period for which IWRRETI owned the Property.

(2) Basis of Presentation

The Historical Summary of Gross Income and Direct Operating Expenses ("Historical Summary") has been prepared for the purpose of complying with Rule 3-14 of the Securities and Exchange Commission Regulation S-X and for inclusion in Form 8-K/A of IWRRETI and is not intended to be a complete presentation of the Property's revenues and expenses. The Historical Summary has been prepared on the accrual basis of accounting and requires management of the Property to make estimates and assumptions that affect the reported amounts of the revenues and expenses during the reporting period. Actual results may differ from those estimates.

(3) Gross Income

The Property leases retail space under various lease agreements with its tenants. All leases are accounted for as operating leases. The leases include provisions under which the Property is reimbursed for common area, real estate tax, and insurance costs. Revenue related to these reimbursed costs is recognized in the period the applicable costs are incurred and billed to tenants pursuant to the lease agreements. Certain leases contain renewal options at various periods at various rental rates. Certain of the leases contain provision

Edgar Filing: INLAND WESTERN RETAIL REAL ESTATE TRUST INC - Form POS AM

for contingent rentals. Recognition of contingent rental income is deferred until the target that triggers the contingent rental income is achieved. No contingent rent was earned during the year ended December 31, 2004.

Although certain leases may provide for tenant occupancy during periods for which no rent is due and/or increases exist in minimum lease payments over the term of the lease, rental income accrues for the full period of occupancy on a straight-line basis. Related adjustments increased base rental income by \$46,547 for the year ended December 31, 2004.

F-60

SHOPPES AT LAKE ANDREW Notes to Historical Summary of Gross Income and Direct Operating Expenses For the year ended December 31, 2004

Minimum rents to be received from tenants under operating leases, which terms range from one to 12 years, as of December 31 2004, are as follows:

| YEAR | |
|------------|---------------|
| ---- | |
| 2005 | \$ 2,033,910 |
| 2006 | 2,036,159 |
| 2007 | 2,040,439 |
| 2008 | 2,010,768 |
| 2009 | 1,735,132 |
| Thereafter | 6,987,372 |
| | ----- |
| | \$ 16,843,780 |
| | ===== |

(4) Direct Operating Expenses

Direct operating expenses include only those costs expected to be comparable to the proposed future operations of the Property. Repairs and maintenance expenses are charged to operations as incurred. Costs such as depreciation, amortization, management fees, interest expense related to mortgage debt not assumed, and professional fees are excluded from the Historical Summary.

F-61

INDEPENDENT AUDITORS' REPORT

The Board of Directors
Inland Western Retail Real Estate Trust, Inc.

We have audited the accompanying Historical Summary of Gross Income and Direct Operating Expenses ("Historical Summary") of Mesa Fiesta ("the Property") for the year ended December 31, 2004. This Historical Summary is the responsibility of the management of Inland Western Retail Real Estate Trust, Inc. Our responsibility is to express an opinion on the Historical Summary based on our audit.

Edgar Filing: INLAND WESTERN RETAIL REAL ESTATE TRUST INC - Form POS AM

We conducted our audit in accordance with auditing standards generally accepted in the United States of America. Those standards require that we plan and perform the audit to obtain reasonable assurance about whether the Historical Summary is free of material misstatement. An audit includes consideration of internal control over financial reporting as a basis for designing audit procedures that are appropriate in the circumstances, but not for the purpose of expressing an opinion on the effectiveness of the Property's internal control over financial reporting. Accordingly, we express no such opinion. An audit includes examining, on a test basis, evidence supporting the amounts and disclosures in the Historical Summary. An audit also includes assessing the accounting principles used and significant estimates made by management, as well as evaluating the overall presentation of the Historical Summary. We believe that our audit provides a reasonable basis for our opinion.

The accompanying Historical Summary was prepared for the purpose of complying with the rules and regulations of the Securities and Exchange Commission and for inclusion in Form 8-K/A of Inland Western Retail Real Estate Trust, Inc., as described in note 2. It is not intended to be a complete presentation of the Property's revenues and expenses.

In our opinion, the Historical Summary referred to above presents fairly, in all material respects, the gross income and direct operating expenses described in note 2 of Mesa Fiesta for the year ended December 31, 2004, in conformity with accounting principles generally accepted in the United States of America.

KPMG LLP

Atlanta, Georgia
March 2, 2005

F-62

MESA FIESTA Historical Summary of Gross Income and Direct Operating Expenses For the year ended December 31, 2004

| | FOR THE YEAR ENDED DECEMBER 31, 2004 |
|--|---|
| | ----- |
| Gross income: | |
| Base rental income | \$ 2,491,382 |
| Operating expense and real estate tax recoveries | 525,213 |
| | ----- |
| Total gross income | 3,016,595 |
| | ----- |
| Direct operating expenses: | |
| Operating expenses | 132,419 |
| Insurance | 74,524 |
| Real estate taxes | 320,061 |
| | ----- |
| Total direct operating expenses | 527,004 |
| | ----- |

Edgar Filing: INLAND WESTERN RETAIL REAL ESTATE TRUST INC - Form POS AM

| | | |
|---|----|-----------|
| Excess of gross income over direct operating expenses | \$ | 2,489,591 |
| | | ===== |

See accompanying notes to historical summary of gross income and direct operating expenses.

F-63

MESA FIESTA

Notes to the Historical Summary of Gross Income and Direct Operating Expenses
For the year ended December 31, 2004

(1) Business

Mesa Fiesta ("the Property") is located in Mesa, Arizona. The Property consists of approximately 194,892 square feet of gross leasable area and was approximately 100% occupied at December 31, 2004. The Property is leased to a total of 8 tenants, of which 3 tenants account for approximately 57% of base rental revenue for the year ended December 31, 2004. On December 28, 2004, Inland Western Retail Real Estate Trust, Inc. ("IWRRETI") acquired the Property from an unaffiliated third party. The Historical Summary for the year ended December 31, 2004 includes gross income and direct operating expenses for a full year, including the period for which IWRRETI owned the Property.

(2) Basis of Presentation

The Historical Summary of Gross Income and Direct Operating Expenses ("Historical Summary") has been prepared for the purpose of complying with Rule 3-14 of the Securities and Exchange Commission Regulation S-X and for inclusion in Form 8-K/A of IWRRETI and is not intended to be a complete presentation of the Property's revenues and expenses. The Historical Summary has been prepared on the accrual basis of accounting and requires management of the Property to make estimates and assumptions that affect the reported amounts of the revenues and expenses during the reporting period. Actual results may differ from those estimates.

(3) Gross Income

The Property leases retail space under various lease agreements with its tenants. All leases are accounted for as operating leases. The leases include provisions under which the Property is reimbursed for common area, real estate tax, and insurance costs. Revenue related to these reimbursed costs is recognized in the period the applicable costs are incurred and billed to tenants pursuant to the lease agreements. Certain leases contain renewal options at various periods at various rental rates. Certain of the leases contain provision for contingent rentals. Recognition of contingent rental income is deferred until the target that triggers the contingent rental income is achieved. No contingent rent was earned during the year ended December 31, 2004.

Although certain leases may provide for tenant occupancy during periods for which no rent is due and/or increases exist in minimum lease payments over the term of the lease, rental income accrues for the full period of occupancy on a straight-line basis. Related adjustments decreased base rental income by \$25,314 for the year ended December 31, 2004.

F-64

MESA FIESTA

Notes to the Historical Summary of Gross Income and Direct Operating Expenses

Edgar Filing: INLAND WESTERN RETAIL REAL ESTATE TRUST INC - Form POS AM

For the year ended December 31, 2004

Minimum rents to be received from tenants under operating leases, which terms range from three to six years, as of December 31 2004, are as follows:

| YEAR | |
|------------|---------------|
| ---- | |
| 2005 | \$ 2,700,054 |
| 2006 | 2,717,769 |
| 2007 | 2,658,117 |
| 2008 | 2,646,222 |
| 2009 | 1,289,448 |
| Thereafter | 48,038 |
| | ----- |
| | \$ 12,059,648 |
| | ===== |

(4) Direct Operating Expenses

Direct operating expenses include only those costs expected to be comparable to the proposed future operations of the Property. Repairs and maintenance expenses are charged to operations as incurred. Costs such as depreciation, amortization, management fees, interest expense related to mortgage debt not assumed, and professional fees are excluded from the Historical Summary.

F-65

INDEPENDENT AUDITORS' REPORT

The Board of Directors
Inland Western Retail Real Estate Trust, Inc.

We have audited the accompanying Historical Summary of Gross Income and Direct Operating Expenses ("Historical Summary") of Midtown Center ("the Property") for the year ended December 31, 2004. This Historical Summary is the responsibility of the management of Inland Western Retail Real Estate Trust, Inc. Our responsibility is to express an opinion on the Historical Summary based on our audit.

We conducted our audit in accordance with auditing standards generally accepted in the United States of America. Those standards require that we plan and perform the audit to obtain reasonable assurance about whether the Historical Summary is free of material misstatement. An audit includes consideration of internal control over financial reporting as a basis for designing audit procedures that are appropriate in the circumstances, but not for the purpose of expressing an opinion on the effectiveness of the Property's internal control over financial reporting. Accordingly, we express no such opinion. An audit includes examining, on a test basis, evidence supporting the amounts and disclosures in the Historical Summary. An audit also includes assessing the accounting principles used and significant estimates made by management, as well as evaluating the overall presentation of the Historical Summary. We believe that our audit provides a reasonable basis for our opinion.

The accompanying Historical Summary was prepared for the purpose of complying with the rules and regulations of the Securities and Exchange Commission and for

Edgar Filing: INLAND WESTERN RETAIL REAL ESTATE TRUST INC - Form POS AM

inclusion in Form 8-K/A of Inland Western Retail Real Estate Trust, Inc., as described in note 2. It is not intended to be a complete presentation of the Property's revenues and expenses.

In our opinion, the Historical Summary referred to above presents fairly, in all material respects, the gross income and direct operating expenses described in note 2 of Midtown Center for the year ended December 31, 2004, in conformity with accounting principles generally accepted in the United States of America.

KPMG LLP

Chicago, Illinois
February 19, 2005

F-66

MIDTOWN CENTER Historical Summary of Gross Income and Direct Operating Expenses For the year ended December 31, 2004

| | FOR THE YEAR ENDED DECEMBER 31, 2004 |
|---|---|
| | ----- |
| Gross income: | |
| Base rental income | \$ 2,984,727 |
| Operating expense and real estate tax recoveries | 673,088 |
| Contingent rent | 70,071 |
| Other income | 6,525 |
| | ----- |
| Total gross income | 3,734,411 |
| | ----- |
| Direct operating expenses: | |
| Operating expenses | 436,819 |
| Insurance | 21,483 |
| Real estate taxes | 353,680 |
| | ----- |
| Total direct operating expenses | 811,982 |
| | ----- |
| Excess of gross income over direct operating expenses | \$ 2,922,429 |
| | ===== |

See accompanying notes to historical summary of gross income and direct operating expenses.

F-67

MIDTOWN CENTER Notes to Historical Summary of Gross Income and Direct Operating Expenses For the year ended December 31, 2004

Edgar Filing: INLAND WESTERN RETAIL REAL ESTATE TRUST INC - Form POS AM

(1) Business

Midtown Center ("the Property") is located in Milwaukee, Wisconsin. The Property consists of approximately 319,108 square feet of gross leasable area and was approximately 98% occupied at December 31, 2004. The Property is leased to a total of 24 tenants, of which two tenants account for approximately 62% of base rental revenue for the year ended December 31, 2004. Inland Western Retail Real Estate Trust, Inc. ("IWRRETI") purchased the Property on January 10, 2005, from an unaffiliated third party.

(2) Basis of Presentation

The Historical Summary of Gross Income and Direct Operating Expenses ("Historical Summary") has been prepared for the purpose of complying with Rule 3-14 of the Securities and Exchange Commission Regulation S-X and for inclusion in Form 8-K/A of IWRRETI and is not intended to be a complete presentation of the Property's revenues and expenses. The Historical Summary has been prepared on the accrual basis of accounting and requires management of the Property to make estimates and assumptions that affect the reported amounts of the revenues and expenses during the reporting period. Actual results may differ from those estimates.

(3) Gross Income

The Property leases retail space under various lease agreements with its tenants. All leases are accounted for as operating leases. The leases include provisions under which the Property is reimbursed for common area, real estate tax, and insurance costs. Revenue related to these reimbursed costs is recognized in the period the applicable costs are incurred and billed to tenants pursuant to the lease agreements. Certain leases contain renewal options at various periods at various rental rates. Certain of the leases contain provision for contingent rentals. Recognition of contingent rental income is deferred until the target that triggers the contingent rental income is achieved. Contingent rent of \$70,071 was earned during the year ended December 31, 2004.

Although certain leases may provide for tenant occupancy during periods for which no rent is due and/or increases exist in minimum lease payments over the term of the lease, rental income accrues for the full period of occupancy on a straight-line basis. Related adjustments increased base rental income by \$135,609 for the year ended December 31, 2004.

F-68

MIDTOWN CENTER

Notes to Historical Summary of Gross Income and Direct Operating Expenses For the year ended December 31, 2004

Minimum rents to be received from tenants under operating leases, which terms range from five to 20 years, as of December 31 2004, are as follows:

| YEAR | |
|------------|--------------|
| ---- | |
| 2005 | \$ 3,408,623 |
| 2006 | 3,417,970 |
| 2007 | 3,391,311 |
| 2008 | 3,256,084 |
| 2009 | 3,106,530 |
| Thereafter | 30,495,875 |

\$ 47,076,393
=====

(4) Direct Operating Expenses

Direct operating expenses include only those costs expected to be comparable to the proposed future operations of the Property. Repairs and maintenance expenses are charged to operations as incurred. Costs such as depreciation, amortization, management fees, interest expense related to mortgage debt not assumed, and professional fees are excluded from the Historical Summary.

F-69

INDEPENDENT AUDITORS' REPORT

The Board of Directors
Inland Western Retail Real Estate Trust, Inc.

We have audited the accompanying Historical Summary of Gross Income and Direct Operating Expenses ("Historical Summary") of Trenton Crossing ("the Property") for the year ended December 31, 2004. This Historical Summary is the responsibility of the management of Inland Western Retail Real Estate Trust, Inc. Our responsibility is to express an opinion on the Historical Summary based on our audit.

We conducted our audit in accordance with auditing standards generally accepted in the United States of America. Those standards require that we plan and perform the audit to obtain reasonable assurance about whether the Historical Summary is free of material misstatement. An audit includes consideration of internal control over financial reporting as a basis for designing audit procedures that are appropriate in the circumstances, but not for the purpose of expressing an opinion on the effectiveness of the Property's internal control over financial reporting. Accordingly, we express no such opinion. An audit includes examining, on a test basis, evidence supporting the amounts and disclosures in the Historical Summary. An audit also includes assessing the accounting principles used and significant estimates made by management, as well as evaluating the overall presentation of the Historical Summary. We believe that our audit provides a reasonable basis for our opinion.

The accompanying Historical Summary was prepared for the purpose of complying with the rules and regulations of the Securities and Exchange Commission and for inclusion in Form 8-K/A of Inland Western Retail Real Estate Trust, Inc., as described in note 2. It is not intended to be a complete presentation of the Property's revenues and expenses.

In our opinion, the Historical Summary referred to above presents fairly, in all material respects, the gross income and direct operating expenses described in note 2 of Trenton Crossing for the year ended December 31, 2004, in conformity with accounting principles generally accepted in the United States of America.

KPMG LLP

Chicago, Illinois
February 1, 2005

F-70

TRENTON CROSSING
 Historical Summary of Gross Income and Direct Operating Expenses
 For the year ended December 31, 2004

| | FOR THE YEAR ENDED DECEMBER 31, 2004 |
|---|---|
| | |
| Gross income: | |
| Base rental income | \$ 1,700,789 |
| Operating expense and real estate tax recoveries | 334,703 |
| | |
| Total gross income | 2,035,492 |
| | |
| Direct operating expenses: | |
| Operating expenses | 140,992 |
| Insurance | 55,393 |
| Real estate taxes | 294,395 |
| | |
| Total direct operating expenses | 490,780 |
| | |
| Excess of gross income over direct operating expenses | \$ 1,544,712 |
| | |

See accompanying notes to historical summary of gross income and direct operating expenses.

F-71

TRENTON CROSSING
 Notes to Historical Summary of Gross Income and Direct Operating Expenses
 For the year ended December 31, 2004

(1) Business

Trenton Crossing ("the Property") is located in McAllen, TX. The Property consists of approximately 225,560 square feet of gross leasable area and was approximately 86% occupied at December 31, 2004. The Property is leased to a total of 18 tenants, of which four tenants account for approximately 67% of base rental revenue for the year ended December 31, 2004. On February 10, 2005, Inland Western Retail Real Estate Trust, Inc. ("IWRRETI") acquired the Property from an unaffiliated third party.

(2) Basis of Presentation

The Historical Summary of Gross Income and Direct Operating Expenses ("Historical Summary") has been prepared for the purpose of complying with Rule 3-14 of the Securities and Exchange Commission Regulation S-X and for inclusion in Form 8-K/A of IWRRETI and is not intended to be a complete presentation of the Property's revenues and expenses. The Historical Summary has been prepared

Edgar Filing: INLAND WESTERN RETAIL REAL ESTATE TRUST INC - Form POS AM

on the accrual basis of accounting and requires management of the Property to make estimates and assumptions that affect the reported amounts of the revenues and expenses during the reporting period. Actual results may differ from those estimates.

(3) Gross Income

The Property leases retail space under various lease agreements with its tenants. All leases are accounted for as operating leases. The leases include provisions under which the Property is reimbursed for common area, real estate tax, and insurance costs. Revenue related to these reimbursed costs is recognized in the period the applicable costs are incurred and billed to tenants pursuant to the lease agreements. Certain leases contain renewal options at various periods at various rental rates. Certain of the leases contain provision for contingent rentals. Recognition of contingent rental income is deferred until the target that triggers the contingent rental income is achieved. No contingent rent was earned during the year ended December 31, 2004.

Although certain leases may provide for tenant occupancy during periods for which no rent is due and/or increases exist in minimum lease payments over the term of the lease, rental income accrues for the full period of occupancy on a straight-line basis. Related adjustments increased base rental income by \$68,184 for the year ended December 31, 2004.

F-72

TRENTON CROSSING

Notes to Historical Summary of Gross Income and Direct Operating Expenses
For the year ended December 31, 2004

Minimum rents to be received from tenants under operating leases, which terms range from one to 10 years, as of December 31 2004, are as follows:

| YEAR | | |
|------------|----|------------|
| ---- | | |
| 2005 | \$ | 2,180,569 |
| 2006 | | 2,199,706 |
| 2007 | | 2,191,491 |
| 2008 | | 2,159,838 |
| 2009 | | 1,704,403 |
| Thereafter | | 8,910,041 |
| | | ----- |
| | \$ | 19,346,048 |
| | | ===== |

(4) Direct Operating Expenses

Direct operating expenses include only those costs expected to be comparable to the proposed future operations of the Property. Repairs and maintenance expenses are charged to operations as incurred. Costs such as depreciation, amortization, management fees, interest expense related to mortgage debt not assumed, and professional fees are excluded from the Historical Summary.

F-73

Edgar Filing: INLAND WESTERN RETAIL REAL ESTATE TRUST INC - Form POS AM

INDEPENDENT AUDITORS' REPORT

The Board of Directors
Inland Western Retail Real Estate Trust, Inc.

We have audited the accompanying Combined Historical Summary of Gross Income and Direct Operating Expenses ("Combined Historical Summary") of the Properties acquired from Weber & Company for the year ended December 31, 2004. This Combined Historical Summary is the responsibility of the management of Inland Western Retail Real Estate Trust, Inc. Our responsibility is to express an opinion on the Combined Historical Summary based on our audit.

We conducted our audit in accordance with auditing standards generally accepted in the United States of America. Those standards require that we plan and perform the audit to obtain reasonable assurance about whether the Combined Historical Summary is free of material misstatement. An audit includes consideration of internal control over financial reporting as a basis for designing audit procedures that are appropriate in the circumstances, but not for the purpose of expressing an opinion on the effectiveness of the Properties' internal control over financial reporting. Accordingly, we express no such opinion. An audit includes examining, on a test basis, evidence supporting the amounts and disclosures in the Combined Historical Summary. An audit also includes assessing the accounting principles used and significant estimates made by management, as well as evaluating the overall presentation of the Combined Historical Summary. We believe that our audit provides a reasonable basis for our opinion.

The accompanying Combined Historical Summary was prepared for the purpose of complying with the rules and regulations of the Securities and Exchange Commission and for inclusion in Form 8-K/A of Inland Western Retail Real Estate Trust, Inc., as described in note 2. It is not intended to be a complete presentation of the Properties' revenues and expenses.

In our opinion, the Combined Historical Summary referred to above presents fairly, in all material respects, the gross income and direct operating expenses described in note 2 of the Properties acquired from Weber & Company for the year ended December 31, 2004, in conformity with accounting principles generally accepted in the United States of America.

KPMG LLP

Chicago, Illinois
February 26, 2005

F-74

PROPERTIES ACQUIRED FROM WEBER & COMPANY
Combined Historical Summary of Gross Income and Direct Operating Expenses
For the year ended December 31, 2004

FOR THE YEAR ENDED
DECEMBER 31, 2004

| | | |
|--------------------|----|-----------|
| Gross income: | | |
| Base rental income | \$ | 3,213,870 |

Edgar Filing: INLAND WESTERN RETAIL REAL ESTATE TRUST INC - Form POS AM

| | |
|---|--------------|
| Operating expense and real estate tax recoveries | 747,932 |
| Contingent rent | 9,934 |
| | ----- |
| Total gross income | 3,971,736 |
| | ----- |
| Direct operating expenses: | |
| Operating expenses | 350,520 |
| Insurance | 116,888 |
| Real estate taxes | 785,759 |
| | ----- |
| Total direct operating expenses | 1,253,167 |
| | ----- |
| Excess of gross income over direct operating expenses | \$ 2,718,569 |
| | ===== |

See accompanying notes to combined historical summary of gross income and direct operating expenses.

F-75

PROPERTIES ACQUIRED FROM WEBER & COMPANY
 Notes to Combined Historical Summary of Gross Income and Direct Operating
 Expenses For the year ended December 31, 2004

(1) Business

The Properties acquired from Weber & Company consist of:

| Name | Gross Leasable Area | Location | Occupancy at December 31, 2004 |
|-----------------------------|------------------------|----------------|-----------------------------------|
| ---- | ----- | ----- | ----- |
| Lakepointe Towne Crossing | 193,503 | Lewisville, TX | 69% |
| Pleasant Run Towne Crossing | 205,230 | Cedar Hill, TX | 88% |

The Properties are leased to a total of 30 tenants and has three ground leases. Of these, eight tenants account for 65% of base rental revenue for the year ended December 31, 2004. On December 30, 2004, Inland Western Retail Real Estate Trust, Inc. ("IWRRETI") acquired Pleasant Run Towne Crossing from Weber & Company, an unaffiliated third party. IWRRETI is expected to close on the acquisition of Lakepointe Towne Crossing in the second quarter of 2005. The Combined Historical Summary for the year ended December 31, 2004 includes gross income and direct operating expenses for a full year, including the period for which IWRRETI owned Pleasant Run Towne Crossing.

(2) Basis of Presentation

The Combined Historical Summary of Gross Income and Direct Operating Expenses ("Combined Historical Summary") has been prepared for the purpose of complying with Rule 3-14 of the Securities and Exchange Commission Regulation S-X and for inclusion in Form 8-K/A of IWRRETI and is not intended to be a complete presentation of the Properties' revenues and expenses. The Combined Historical Summary has been prepared on the accrual basis of accounting and requires

Edgar Filing: INLAND WESTERN RETAIL REAL ESTATE TRUST INC - Form POS AM

management of the Properties to make estimates and assumptions that affect the reported amounts of the revenues and expenses during the reporting period. Actual results may differ from those estimates. The Combined Historical Summary is presented on a combined basis since the Properties were acquired from the same seller.

(3) Gross Income

The Properties lease retail space under various lease agreements with its tenants. All leases are accounted for as operating leases. The leases include provisions under which the Properties are reimbursed for common area, real estate tax, and insurance costs. Revenue related to these reimbursed costs is recognized in the period the applicable costs are incurred and billed to tenants pursuant to the lease agreements. Certain leases contain renewal options at various periods at various rental rates. Certain of the leases contain provision for contingent rentals. Recognition of contingent rental income is deferred until the target that triggers the contingent rental income is achieved. Contingent rent of \$9,934 was earned the year ended December 31, 2004.

The Properties have three ground leases that are classified as operating leases with terms extending through May 31, 2024. Total ground lease income was \$147,177 and included in base rental income in the accompanying Combined Historical Summary of the year ended December 31, 2004.

Although certain leases may provide for tenant occupancy during periods for which no rent is due and/or increases exist in minimum lease payments over the term of the lease, rental income accrues for the full period of occupancy on a straight-line basis. Related adjustments increased base rental income by \$310,065 for the year ended December 31, 2004.

F-76

PROPERTIES ACQUIRED FROM WEBER & COMPANY
 Notes to Combined Historical Summary of Gross Income
 and Direct Operating Expenses
 For the year ended December 31, 2004

Minimum rents to be received from tenants under operating leases, which terms range from two to 20 years, as of December 31, 2004, are as follows:

| YEAR | | |
|------------|----|------------|
| ---- | | |
| 2005 | \$ | 4,979,148 |
| 2006 | | 5,046,516 |
| 2007 | | 5,046,516 |
| 2008 | | 4,967,816 |
| 2009 | | 4,456,005 |
| Thereafter | | 27,846,203 |
| | | ----- |
| | \$ | 52,342,204 |
| | | ===== |

(4) Direct Operating Expenses

Direct operating expenses include only those costs expected to be comparable to the proposed future operations of the Properties. Repairs and maintenance

Edgar Filing: INLAND WESTERN RETAIL REAL ESTATE TRUST INC - Form POS AM

expenses are charged to operations as incurred. Costs such as depreciation, amortization, management fees, interest expense related to mortgage debt not assumed, and professional fees are excluded from the Combined Historical Summary.

F-77

INDEPENDENT AUDITORS' REPORT

The Board of Directors
Inland Western Retail Real Estate Trust, Inc.

We have audited the accompanying Historical Summary of Gross Income and Direct Operating Expenses ("Historical Summary") of Stateline Station ("the Property") for the year ended December 31, 2004. This Historical Summary is the responsibility of the management of Inland Western Retail Real Estate Trust, Inc. Our responsibility is to express an opinion on the Historical Summary based on our audit.

We conducted our audit in accordance with auditing standards generally accepted in the United States of America. Those standards require that we plan and perform the audit to obtain reasonable assurance about whether the Historical Summary is free of material misstatement. An audit includes consideration of internal control over financial reporting as a basis for designing audit procedures that are appropriate in the circumstances, but not for the purpose of expressing an opinion on the effectiveness of the Property's internal control over financial reporting. Accordingly, we express no such opinion. An audit includes examining, on a test basis, evidence supporting the amounts and disclosures in the Historical Summary. An audit also includes assessing the accounting principles used and significant estimates made by management, as well as evaluating the overall presentation of the Historical Summary. We believe that our audit provides a reasonable basis for our opinion.

The accompanying Historical Summary was prepared for the purpose of complying with the rules and regulations of the Securities and Exchange Commission and for inclusion in the Post-Effective Amendment No. 8 to the Registration Statement on Form S-11 of Inland Western Retail Real Estate Trust, Inc., as described in note 2. It is not intended to be a complete presentation of the Property's revenues and expenses.

In our opinion, the Historical Summary referred to above presents fairly, in all material respects, the gross income and direct operating expenses described in note 2 of Stateline Station for the year ended December 31, 2004, in conformity with accounting principles generally accepted in the United States of America.

KPMG LLP

Chicago, Illinois
February 26, 2005

F-78

STATELINE STATION
Historical Summary of Gross Income and Direct Operating Expenses
For the year ended December 31, 2004

Edgar Filing: INLAND WESTERN RETAIL REAL ESTATE TRUST INC - Form POS AM

| | FOR THE YEAR ENDED DECEMBER 31, 2004 |
|---|---|
| | ----- |
| Gross income: | |
| Base rental income | \$ 1,220,522 |
| Operating expense and real estate tax recoveries | 304,637 |
| | ----- |
| Total gross income | 1,525,159 |
| | ----- |
| Direct operating expenses: | |
| Operating expenses | 172,550 |
| Insurance | 40,220 |
| Real estate taxes | 197,006 |
| | ----- |
| Total direct operating expenses | 409,776 |
| | ----- |
| Excess of gross income over direct operating expenses | \$ 1,115,383 |
| | ===== |

See accompanying notes to historical summary of gross income and direct operating expenses.

F-79

STATELINE STATION

Notes to Historical Summary of Gross Income and Direct Operating Expenses
For the year ended December 31, 2004

(1) Business

Stateline Station ("the Property") is located in Kansas City, MO. The Property consists of approximately 132,152 square feet of gross leasable area and was approximately 76% occupied at December 31, 2004. The Property is leased to a total of 16 tenants, of which four tenants account for approximately 76% of base rental revenue for the year ended December 31, 2004. On March 8, 2005, Inland Western Retail Real Estate Trust, Inc. ("IWRRETI") acquired the Property from an unaffiliated third party.

(2) Basis of Presentation

The Historical Summary of Gross Income and Direct Operating Expenses ("Historical Summary") has been prepared for the purpose of complying with Rule 3-14 of the Securities and Exchange Commission Regulation S-X and for inclusion in the Post-Effective Amendment No. 8 to the Registration Statement on Form S-11 of IWRRETI and is not intended to be a complete presentation of the Property's revenues and expenses. The Historical Summary has been prepared on the accrual basis of accounting and requires management of the Property to make estimates and assumptions that affect the reported amounts of the revenues and expenses during the reporting period. Actual results may differ from those estimates.

(3) Gross Income

The Property leases retail space under various lease agreements with its

tenants. All leases are accounted for as operating leases. The leases include provisions under which the Property is reimbursed for common area, real estate, and insurance costs. Revenue related to these reimbursed costs is recognized in the period the applicable costs are incurred and billed to tenants pursuant to the lease agreements. Certain leases contain renewal options at various periods at various rental rates. Certain of the leases contain provision for contingent rentals. Recognition of contingent rental income is deferred until the target that triggers the contingent rental income is achieved. No contingent rent was earned during the year ended December 31, 2004.

Although certain leases may provide for tenant occupancy during periods for which no rent is due and/or increases exist in minimum lease payments over the term of the lease, rental income accrues for the full period of occupancy on a straight-line basis. Related adjustments increased base rental income by \$30,917 for the year ended December 31, 2004.

F-80

STATELINE STATION

Notes to Historical Summary of Gross Income and Direct Operating Expenses
For the year ended December 31, 2004

Minimum rents to be received from tenants under operating leases, which terms range from one to 11 years, as of December 31 2004, are as follows:

| YEAR | | |
|------------|----|------------|
| ---- | | |
| 2005 | \$ | 2,003,064 |
| 2006 | | 2,027,680 |
| 2007 | | 2,029,623 |
| 2008 | | 2,037,394 |
| 2009 | | 1,877,860 |
| Thereafter | | 7,725,391 |
| | | ----- |
| | \$ | 17,701,012 |
| | | ===== |

(4) Direct Operating Expenses

Direct operating expenses include only those costs expected to be comparable to the proposed future operations of the Property. Repairs and maintenance expenses are charged to operations as incurred. Costs such as depreciation, amortization, management fees, interest expense related to mortgage debt not assumed, and professional fees are excluded from the Historical Summary.

F-81

MCALLEN SHOPPING CENTER

Historical Summary of Gross Income and Direct Operating Expenses
For the year ended December 31, 2004 (unaudited)

For the year ended
December 31 2004

Edgar Filing: INLAND WESTERN RETAIL REAL ESTATE TRUST INC - Form POS AM

| | |
|---|-----------------------------|
| | ----- |
| | (unaudited) |
| Gross income: | |
| Base rental income | \$ 332,768 |
| Operating expense and real estate tax recoveries | 38,226 |
| | ----- |
| Total gross income | 370,994 |
| | ----- |
| Direct operating expenses: | |
| Operating expenses | 22,627 |
| Real estate taxes | 37,784 |
| Insurance | 21,110 |
| | ----- |
| Total direct operating expenses | 64,009 |
| | ----- |
| Excess of gross income over direct operating expenses | \$ 286,421 |
| | ===== |

See accompanying notes to historical summary of gross income and direct operating expense.

F-82

MCALLEN SHOPPING CENTER
Historical Summary of Gross Income and Direct Operating Expenses
For the year ended December 31, 2004
(unaudited)

1. Basis of Presentation

The Historical Summary of Gross Income and Direct Operating Expenses for the year ended December 31, 2004 has been prepared from the operating statements provided by the owners of the property during that period and requires management of McAllen Shopping Center to make estimates and assumptions that affect the amounts of the revenues and expense during that period. Actual results may differ from those estimates.

All adjustments necessary for a fair presentation have been made to the accompanying unaudited amounts for the year ended December 31, 2004.

F-83

23RD STREET PLAZA
Historical Summary of Gross Income and Direct Operating Expenses
For the year ended December 31, 2004 (unaudited)

For the year ended
December 31 2004

(unaudited)

Gross income:

Edgar Filing: INLAND WESTERN RETAIL REAL ESTATE TRUST INC - Form POS AM

| | |
|---|------------|
| Base rental income | \$ 510,380 |
| Operating expense and real estate tax recoveries | 49,298 |
| | ----- |
| Total gross income | 370,994 |
| | ----- |
| Direct operating expenses: | |
| Operating expenses | 8,968 |
| Real estate taxes | 59,455 |
| Insurance | 2,228 |
| | ----- |
| Total direct operating expenses | 70,651 |
| | ----- |
| Excess of gross income over direct operating expenses | \$ 489,027 |
| | ===== |

See accompanying notes to historical summary of gross income and direct operating expense.

F-84

23RD STREET PLAZA
Historical Summary of Gross Income and Direct Operating Expenses
For the year ended December 31, 2004
(unaudited)

1. Basis of Presentation

The Historical Summary of Gross Income and Direct Operating Expenses for the year ended December 31, 2004 has been prepared from the operating statements provided by the owners of the property during that period and requires management of 23rd Street Plaza to make estimates and assumptions that affect the amounts of the revenues and expense during that period. Actual results may differ from those estimates.

All adjustments necessary for a fair presentation have been made to the accompanying unaudited amounts for the year ended December 31, 2004.

F-85

PHENIX CROSSING
Historical Summary of Gross Income and Direct Operating Expenses
For the period from July 1, 2004 (commencement of operations)
through December 31, 2004 (unaudited)

For the period from
July 1, 2004
(commencement of
operations) through
December 31 2004

(unaudited)

Gross income:

Edgar Filing: INLAND WESTERN RETAIL REAL ESTATE TRUST INC - Form POS AM

| | | |
|---|----|---------|
| Base rental income | \$ | 298,203 |
| Operating expense and real estate tax recoveries | | 40,844 |
| | | ----- |
| Total gross income | | 339,047 |
| | | ----- |
| Direct operating expenses: | | |
| Operating expenses | | 45,019 |
| Real estate taxes | | 26,419 |
| Insurance | | 7,154 |
| | | ----- |
| Total direct operating expenses | | 78,592 |
| | | ----- |
| Excess of gross income over direct operating expenses | \$ | 260,455 |
| | | ===== |

See accompanying notes to historical summary of gross income and direct operating expense.

F-86

PHENIX CROSSING

Historical Summary of Gross Income and Direct Operating Expenses
For the period from July 1, 2004 (commencement of operations)
through December 31, 2004 (unaudited)

1. Basis of Presentation

The Historical Summary of Gross Income and Direct Operating Expenses for the period from July 1, 2004 (commencement of operations) to December 31, 2004 has been prepared from the operating statements provided by the owners of the property during that period and requires management of Phenix Crossing to make estimates and assumptions that affect the amounts of the revenues and expense during that period. Actual results may differ from those estimates.

All adjustments necessary for a fair presentation have been made to the accompanying unaudited amounts for the period from July 1, 2004 (commencement of operations) to December 31, 2004.

F-87

MAGNOLIA SQUARE

Historical Summary of Gross Income and Direct Operating Expenses
For the period from February 1, 2004 (commencement of operations)
through December 31, 2004 (unaudited)

For the period from
February 1, 2004
(commencement of
operations) through
December 31 2004

(unaudited)

Edgar Filing: INLAND WESTERN RETAIL REAL ESTATE TRUST INC - Form POS AM

| | | |
|---|----|---------|
| Gross income: | | |
| Base rental income | \$ | 703,210 |
| Operating expense and real estate tax recoveries | | 106,846 |
| | | ----- |
| Total gross income | | 810,056 |
| | | ----- |
| Direct operating expenses: | | |
| Operating expenses | | 55,965 |
| Real estate taxes | | 39,505 |
| Insurance | | 9,876 |
| | | ----- |
| Total direct operating expenses | | 105,346 |
| | | ----- |
| Excess of gross income over direct operating expenses | \$ | 704,710 |
| | | ===== |

See accompanying notes to historical summary of gross income and direct operating expense.

F-88

MAGNOLIA SQUARE

Historical Summary of Gross Income and Direct Operating Expenses
For the period from February 1, 2004 (commencement of operations)
through December 31, 2004 (unaudited)

1. Basis of Presentation

The Historical Summary of Gross Income and Direct Operating Expenses for the period from February 1, 2004 (commencement of operations) to December 31, 2004 has been prepared from the operating statements provided by the owners of the property during that period and requires management of Magnolia Square to make estimates and assumptions that affect the amounts of the revenues and expense during that period. Actual results may differ from those estimates.

All adjustments necessary for a fair presentation have been made to the accompanying unaudited amounts for the period from February 1, 2004 (commencement of operations) to December 31, 2004.

F-89

COTTAGE PLAZA

Historical Summary of Gross Income and Direct Operating Expenses
For the period from November 1, 2004 (commencement of operations)
through December 31, 2004 (unaudited)

For the period from
November 1, 2004
(commencement of
operations) through
December 31 2004

(unaudited)

Edgar Filing: INLAND WESTERN RETAIL REAL ESTATE TRUST INC - Form POS AM

| | | |
|---|----|---------|
| Gross income: | | |
| Base rental income | \$ | 196,247 |
| Operating expense and real estate tax recoveries | | 10,821 |
| | | ----- |
| Total gross income | | 207,068 |
| | | ----- |
| Direct operating expenses: | | |
| Operating expenses | | 13,398 |
| Real estate taxes | | 27,217 |
| Insurance | | 3,227 |
| | | ----- |
| Total direct operating expenses | | 43,842 |
| | | ----- |
| Excess of gross income over direct operating expenses | \$ | 163,226 |
| | | ===== |

See accompanying notes to historical summary of gross income and direct operating expense.

F-90

COTTAGE PLAZA

Historical Summary of Gross Income and Direct Operating Expenses
For the period from November 1, 2004 (commencement of operations)
through December 31, 2004 (unaudited)

1. Basis of Presentation

The Historical Summary of Gross Income and Direct Operating Expenses for the period from November 1, 2004 (commencement of operations) to December 31, 2004 has been prepared from the operating statements provided by the owners of the property during that period and requires management of Cottage Plaza to make estimates and assumptions that affect the amounts of the revenues and expense during that period. Actual results may differ from those estimates.

All adjustments necessary for a fair presentation have been made to the accompanying unaudited amounts for the period from November 1, 2004 (commencement of operations) to December 31, 2004.

F-91

VILLAGE AT QUAIL SPRINGS

Historical Summary of Gross Income and Direct Operating Expenses
For the year ended December 31, 2004 (unaudited)

| | | |
|--------------------|----|--|
| | | For the year ended December 31 2004 |
| | | ----- |
| | | (unaudited) |
| Gross income: | | |
| Base rental income | \$ | 522,678 |

Edgar Filing: INLAND WESTERN RETAIL REAL ESTATE TRUST INC - Form POS AM

| | |
|---|------------|
| Operating expense and real estate tax recoveries | 80,998 |
| | ----- |
| Total gross income | 603,676 |
| | ----- |
| Direct operating expenses: | |
| Operating expenses | 84,533 |
| Real estate taxes | 22,611 |
| Insurance | 44,546 |
| | ----- |
| Total direct operating expenses | 151,690 |
| | ----- |
| Excess of gross income over direct operating expenses | \$ 451,986 |
| | ===== |

See accompanying notes to historical summary of gross income and direct operating expense.

F-92

VILLAGE AT QUAIL SPRINGS
Historical Summary of Gross Income and Direct Operating Expenses
For the year ended December 31, 2004
(unaudited)

1. Basis of Presentation

The Historical Summary of Gross Income and Direct Operating Expenses for the year ended December 31, 2004 has been prepared from the operating statements provided by the owners of the property during that period and requires management of Village at Quail Springs to make estimates and assumptions that affect the amounts of the revenues and expense during that period. Actual results may differ from those estimates.

All adjustments necessary for a fair presentation have been made to the accompanying unaudited amounts for the year ended December 31, 2004.

F-93

HOLLIDAY TOWNE CENTER
Historical Summary of Gross Income and Direct Operating Expenses
For the year ended December 31, 2004 (unaudited)

| | |
|--|--|
| | For the year ended December 31 2004 |
| | ----- |
| | (unaudited) |
| Gross income: | |
| Base rental income | \$ 997,591 |
| Operating expense and real estate tax recoveries | 166,812 |
| | ----- |
| Total gross income | 1,164,403 |

| | |
|---|------------|
| | ----- |
| Direct operating expenses: | |
| Operating expenses | 153,699 |
| Real estate taxes | 81,949 |
| Insurance | 28,475 |
| | ----- |
| Total direct operating expenses | 264,123 |
| | ----- |
| Excess of gross income over direct operating expenses | \$ 900,280 |
| | ===== |

See accompanying notes to historical summary of gross income and direct operating expense.

F-94

HOLLIDAY TOWNE CENTER
Historical Summary of Gross Income and Direct Operating Expenses
For the year ended December 31, 2004
(unaudited)

1. Basis of Presentation

The Historical Summary of Gross Income and Direct Operating Expenses for the year ended December 31, 2004 has been prepared from the operating statements provided by the owners of the property during that period and requires management of Holliday Towne Center to make estimates and assumptions that affect the amounts of the revenues and expense during that period. Actual results may differ from those estimates.

All adjustments necessary for a fair presentation have been made to the accompanying unaudited amounts for the year ended December 31, 2004.

F-95

HIGH RIDGE CROSSING
Historical Summary of Gross Income and Direct Operating Expenses
For the period from May 17, 2004 (commencement of operations)
through December 31, 2004 (unaudited)

| | |
|--|--|
| | For the period from May 17, 2004 (commencement of operations) through December 31 2004 ----- (unaudited) |
| Gross income: | |
| Base rental income | \$ 347,416 |
| Operating expense and real estate tax recoveries | 126,501 |
| | ----- |
| Total gross income | 473,917 |

| | |
|---|------------|
| Direct operating expenses: | |
| Operating expenses | 106,893 |
| Real estate taxes | 56,962 |
| Insurance | 4,813 |
| | ----- |
| Total direct operating expenses | 168,668 |
| | ----- |
| Excess of gross income over direct operating expenses | \$ 305,249 |
| | ===== |

See accompanying notes to historical summary of gross income and direct operating expense.

F-96

HIGH RIDGE CROSSING
Historical Summary of Gross Income and Direct Operating Expenses
For the period from May 17, 2004 (commencement of operations)
to December 31, 2004 (unaudited)

1. Basis of Presentation

The Historical Summary of Gross Income and Direct Operating Expenses for the period from May 17, 2004 (commencement of operations) to December 31, 2004 has been prepared from the operating statements provided by the owners of the property during that period and requires management of High Ridge Crossing to make estimates and assumptions that affect the amounts of the revenues and expense during that period. Actual results may differ from those estimates.

All adjustments necessary for a fair presentation have been made to the accompanying unaudited amounts for the period from May 17, 2004 (commencement of operations) to December 31, 2004.

F-97

The information in this prospectus is not complete and may be changed. We may not sell these securities until the registration statement filed with the Securities and Exchange Commission is effective. This prospectus is not an offer to sell these securities and it is not soliciting an offer to buy these securities in any state where the offer or sale is not permitted.

[INLAND WESTERN RETAIL REAL ESTATE TRUST, INC. LOGO]

PROSPECTUS
270,000,000 shares of common stock

\$10.00 per share: Minimum Initial Purchase - 300 shares (100 shares for Tax-Exempt Entities)

We are a real estate investment trust or a REIT. We were formed in 2003 to acquire and manage properties which are located primarily in states west of the Mississippi River. As of December 7, 2004, we owned 91 properties which have an aggregate gross leasable area of approximately 16.1 million square feet. No public market currently exists for our shares of common stock and our shares

Edgar Filing: INLAND WESTERN RETAIL REAL ESTATE TRUST INC - Form POS AM

cannot be readily sold.

We are offering 250,000,000 shares to investors who meet our suitability standards; and up to 20,000,000 shares to participants in our reinvestment plan (at \$9.50 per share). The common stock will be issued in book entry form only.

The managing dealer of the offering, Inland Securities Corporation, is our affiliate. The managing dealer is not required to sell any specific number or dollar amount of shares but will use its best efforts to sell 250,000,000 of our shares. Your subscription payments will be placed in an escrow account held by the escrow agent, LaSalle Bank National Association, and will be held in trust for your benefit, pending release to us. Subscription proceeds are expected to be released to us as subscriptions are accepted. This offering will end no later than December [], 2005, unless we elect to extend it to a date no later than December [], 2006 in states that permit us to make this extension.

INVESTING IN OUR COMPANY INVOLVES A HIGH DEGREE OF RISK. SEE "RISK FACTORS" BEGINNING ON PAGE 12 FOR A DISCUSSION OF THE MATERIAL RISK FACTORS WHICH SHOULD BE CONSIDERED IN CONNECTION WITH YOUR INVESTMENT IN OUR COMMON STOCK. THESE RISKS INCLUDE:

- our common stock is not currently listed or traded on an exchange and cannot be readily sold (and sales by stockholders may be made at a loss);
- there are limits on ownership redemption of shares;
- we have no ownership in our business manager/advisor and the business manager/advisor is owned by our sponsor or their affiliates;
- risks that the incentive structure to our business manager/advisor may encourage our business investments that have great higher fees; and
- our business manager/advisor and its affiliates will receive substantial fees, including participation in proceeds from the sale, refinancing or liquidation of our assets
- although we anticipate that will not exceed 55% of the value of our properties, our limitation on our borrowing net assets and there are high amount of leverage.
- our business manager/advisor, property managers and two of our directors are subject to conflicts of interest as a result of their affiliation with The Inland Group;

The use of forecasts in this offering is prohibited. Any representations to the contrary and any predictions, written or oral, as to the amount or certainty of any present or future cash benefit or tax consequence which may flow from an investment in this program is not permitted. Any stockholder loss of capital will be limited to the amount of their investment. You should purchase these securities only if you can afford a complete loss of your investment.

Neither the Securities and Exchange Commission nor any state securities commission has approved or disapproved of these securities or determined if this prospectus is truthful or complete. Any representation to the contrary is a criminal offense.

| | Per Share | Max. Offering |
|--|-----------|------------------|
| Public offering price, primary shares (1)..... | \$ 10.00 | \$ 2,500,000,000 |
| Public offering price, distribution reinvestment program | \$ 9.50 | \$ 190,000,000 |
| Selling commissions (1)..... | \$ 1.05 | \$ 262,500,000 |
| Proceeds, before expenses, to us..... | \$ 8.95 | \$ 2,427,500,000 |

(1) The selling commission only applies to sales of primary shares and is

Edgar Filing: INLAND WESTERN RETAIL REAL ESTATE TRUST INC - Form POS AM

composed of a 7.5% selling commission (7.0% of which is reallowable), 2.5% marketing allowance and .5% due diligence expense allowance.

The date of this Prospectus is [-], 2004.

FOR RESIDENTS OF MICHIGAN ONLY:

A REGISTRATION STATEMENT RELATING TO THESE SECURITIES HAS BEEN FILED WITH THE DEPARTMENT OF CONSUMER & INDUSTRY SERVICES, MICHIGAN OFFICE OF FINANCIAL AND INSURANCE SERVICES. THE DEPARTMENT HAS NOT UNDERTAKEN TO PASS UPON THE VALUE OF THESE SECURITIES NOR TO MAKE ANY RECOMMENDATIONS AS TO THEIR PURCHASE.

THE USE OF THIS PROSPECTUS IS CONDITIONED UPON ITS CONTAINING ALL MATERIAL FACTS AND THAT ALL STATEMENTS CONTAINED THEREIN ARE TRUE AND CAN BE SUBSTANTIATED. THE DEPARTMENT HAS NOT PASSED UPON THE ACCURACY OR ADEQUACY OF THIS PROSPECTUS.

NO BROKER-DEALER, SALESMAN, AGENT OR ANY OTHER PERSON HAS BEEN AUTHORIZED TO GIVE ANY INFORMATION OR TO MAKE ANY REPRESENTATIONS IN CONNECTION WITH THE OFFERING HEREBY MADE OTHER THAN THOSE CONTAINED IN THIS PROSPECTUS OR EFFECTIVE LITERATURE.

THIS IS A BEST EFFORTS OFFERING, AND WE RESERVE THE RIGHT TO ACCEPT OR REJECT ANY SUBSCRIPTION AND WILL PROMPTLY NOTIFY THE SUBSCRIBER OF ACCEPTANCE OR REJECTION. THERE IS NO ASSURANCE THAT THIS OFFERING WILL ALL BE SOLD. THERE ARE NO ASSURANCES AS TO WHAT SIZE WE MAY REACH.

THERE IS NO ASSURANCE THAT OUR OPERATIONS WILL BE PROFITABLE OR THAT LOSSES WILL NOT OCCUR.

IT IS NOT OUR POLICY TO REDEEM OUR STOCK (EXCEPT AS PROVIDED IN THIS OFFERING).

ANY REPRESENTATIONS CONTRARY TO ANY OF THE FOREGOING SHOULD BE REPORTED FORTHWITH TO THE OFFICE OF FINANCIAL AND INSURANCE SERVICE AT 611 West Ottawa Street, 2nd Floor Ottawa Building, P.O. Box 30701, Lansing, MI 48909-8201, or Telephone (877) 999-6442.

WHO MAY INVEST

In order to purchase shares, you must:

- Meet the financial suitability standards, and
- Purchase a minimum number of shares.

SUITABILITY STANDARDS

Because an investment in our common stock is risky and is a long-term investment, it is suitable for you only if you have adequate financial means, you have no immediate need for liquidity in your investment and you can bear the complete loss of your investment.

We have established financial suitability standards for investors who purchase shares of our common stock. In addition, residents of some states must meet higher suitability standards under state law. These standards require you to meet the applicable criteria below. In determining your net worth, do not include your home, home furnishings or your automobile. INVESTORS WITH INVESTMENT DISCRETION

Edgar Filing: INLAND WESTERN RETAIL REAL ESTATE TRUST INC - Form POS AM

OVER ASSETS OF AN EMPLOYEE BENEFIT PLAN COVERED BY ERISA SHOULD CAREFULLY REVIEW THE INFORMATION IN THE SECTION ENTITLED, "ERISA CONSIDERATIONS."

GENERAL STANDARDS FOR ALL INVESTORS

- Minimum net worth of at least \$150,000; or
- Minimum annual gross income of at least \$45,000 and net worth of at least \$45,000.

Standards for Maine Residents

- Minimum net worth of \$200,000, or
- Minimum annual gross income of \$50,000 and a minimum net worth of \$50,000.

Standards for Arizona, California, Iowa, Massachusetts, Michigan, Missouri, Oregon or Tennessee Residents

- Minimum net worth of \$225,000, or
- Minimum annual gross income of \$60,000 and a minimum net worth of \$60,000.

Standards for Kansas, Missouri, Ohio and Pennsylvania Residents

- In addition to meeting the general standards for all investors, your investment may not exceed 10% of your liquid net worth.

In the case of sales to fiduciary accounts, these minimum standards must be met by the beneficiary, the fiduciary account, or by the donor or grantor who directly or indirectly supplies the funds to purchase the common stock if the donor or the grantor is the fiduciary. INVESTORS WITH INVESTMENT DISCRETION OVER ASSETS OF AN EMPLOYEE BENEFIT PLAN COVERED UNDER ERISA SHOULD CAREFULLY REVIEW THE INFORMATION ENTITLED "ERISA CONSIDERATIONS."

In the case of gifts to minors, the suitability standards must be met by the custodian account or by the donor.

MINIMUM PURCHASE

Subject to the restrictions imposed by state law, we will sell shares of our common stock only to investors who initially purchase a minimum of 300 shares of common stock for a total purchase price of \$3,000, or tax-exempt entities which purchase a minimum of 100 shares of common stock for a total purchase price of \$1,000. For investors living in Iowa, the minimum investment for IRAs will be 300 shares of common stock for a total purchase price of \$3,000, and for investors living in Minnesota, the minimum investment for IRAs and qualified plan accounts will be 200 shares of common stock for a total purchase price of \$2,000. Tax-exempt entities are generally any investor that is exempt from federal income taxation, including:

- a pension, profit-sharing, retirement, IRA or other employee benefit plan which satisfies the requirements for qualification under Section 401(a), 414(d) or 414(e) of the Internal Revenue Code;

b

- a pension, profit-sharing, retirement, IRA or other employee benefit

Edgar Filing: INLAND WESTERN RETAIL REAL ESTATE TRUST INC - Form POS AM

plan which meets the requirements of Section 457 of the Internal Revenue Code;

- trusts that are otherwise exempt under Section 501(a) of the Internal Revenue Code;
- a voluntary employees' beneficiary association under Section 501(c) (9) of the Internal Revenue Code; or
- an IRA which meets the requirements of Section 408 of the Internal Revenue Code.

The term "plan" includes plans subject to Title I of ERISA, other employee benefit plans and IRAs subject to the prohibited transaction provisions of Section 4975 of the Internal Revenue Code, governmental or church plans that are exempt from ERISA and Section 4975 of the Internal Revenue Code, but that may be subject to state law requirements, or other employee benefit plans.

Subject to any restrictions imposed by state law, subsequent additional investments by current investors require a minimum investment of \$25. This limitation does not apply to the purchase of shares through the dividend reinvestment provision.

[THE BALANCE OF THIS PAGE WAS INTENTIONALLY LEFT BLANK]

c

TABLE OF CONTENTS

WHO MAY INVEST.....

 Suitability Standards.....

 Minimum Purchase.....

PROSPECTUS SUMMARY.....

 Inland Western Retail Real Estate Trust, Inc.....

 The types of real estate that we may acquire and manage.....

 Our sponsor, our business manager/advisor and The Inland Group.....

 Conflicts of interest.....

 Compensation to be paid to our business manager/advisor and affiliates.....

 Primary business objective and strategies.....

 Terms of the offering.....

 Is an investment in us appropriate for you?.....

 Distributions.....

 Real property investments.....

Edgar Filing: INLAND WESTERN RETAIL REAL ESTATE TRUST INC - Form POS AM

Share repurchase program.....

Estimated Use of Proceeds.....

RISK FACTORS.....

Our common stock is not currently listed on an exchange or trading market and cannot be readily sold.....

The price of our common stock is subjective and may not bear any relationship to what a stock could receive if it was sold.....

You do not know what real properties and other assets we may acquire in the future, and must rely on our business manager/advisor, our board and officers to select them and stockholders will not participate in these decisions.....

Competition with third parties in acquiring properties will reduce our profitability and the return on your investment.....

We will compete with real estate investment programs sponsored by companies affiliated with us for the acquisition of properties and for the time and services of personnel.....

i

We plan to incur mortgage indebtedness and other borrowings, which may reduce the funds available for distribution, may increase the risk of loss since defaults may result in foreclosure and mortgages may include cross-collateralization or cross-default provisions that increase the risk that more than one property may be affected by a default.....

If we have insufficient working capital reserves, we will have to obtain financing from other sources.....

The types of properties which we intend to acquire and the area in which we may acquire retail centers is limited.....

The aggregate amount we may borrow is limited under our articles of incorporation.....

Because of the way we are organized, we would be a difficult takeover target. This could depress the price of our stock and inhibit a management change.....

Your investment return may be reduced if we are required to register as an investment company under the Investment Company Act.....

There are many factors which can affect distributions to stockholders.....

Our derivative financial instruments used to hedge against interest rate fluctuations could reduce the overall returns on your investment.....

We could issue more shares in the future, which could reduce the market price of our outstanding shares.....

Our share repurchase program is limited to 5% of the weighted average number of shares of our stock outstanding during the prior calendar year and may be changed or terminated by us, thereby reducing the potential liquidity of your investment.....

Stockholders have limited control over changes in our policies.....

If we invest in joint ventures, the objectives of our partners may conflict with our objectives.....

Edgar Filing: INLAND WESTERN RETAIL REAL ESTATE TRUST INC - Form POS AM

If we sell properties by providing financing to purchasers, we will bear the risk of default by the purchaser.....

Delays in acquisitions of properties may have an adverse effect.....

We may not be able to immediately invest proceeds in real estate, which will harm your returns.....

We depend on our board of directors, business manager/advisor and property managers and losing those relationships could negatively affect our operations.....

There are conflicts of interest between us and our affiliates.....

We cannot predict the amounts of compensation to be paid to our business manager/advisor and other affiliates.....

The managing dealer has not made an independent review of us or the prospectus.....

ii

Our rights and the rights of our stockholders to take action against our directors and officers and the business manager/advisor are limited.....

The business of our business manager/advisor and our property managers may be acquired by us without further action of our stockholders.....

Your percentage of ownership may become diluted if we issue new shares of stock.....

There are inherent risks with real estate investments.....

Adverse economic conditions in our primary geographic region and in the market for retail space could reduce our income and distributions to you.....

Rising expenses could reduce cash flow and funds available for future acquisitions.....

If our tenants are unable to make rental payments, if their rental payments are reduced, or if they terminate a lease, our financial condition and ability to pay distributions will be adversely affected.....

Our financial condition and ability to make distributions may be adversely affected by the bankruptcy or insolvency, a downturn in the business, or a lease termination of a tenant that occupies a large area of the retail center or an anchor tenant.....

If a tenant claims bankruptcy, we may be unable to collect balances due under relevant leases.....

We may incur additional costs in acquiring or re-leasing retail properties.....

Our properties will be subject to competition for tenants and customers.....

Our properties will face competition which may affect tenants' ability to pay rent and the amount of rent paid to us and in turn affect the cash available for distributions and the amount of distributions.....

We may be restricted from re-leasing space.....

We may be unable to sell a property if or when we decide to do so.....

Edgar Filing: INLAND WESTERN RETAIL REAL ESTATE TRUST INC - Form POS AM

If we suffer losses that are not covered by insurance or that are in excess of insurance coverage we could lose invested capital and anticipated profits.....

Terrorist attacks, such as the attacks that occurred in New York and Washington, D.C. on September 11, 2001, and other acts of violence or war may affect the markets in which we operate, our operations and our profitability.....

Real estate related taxes may increase and if these increases are not passed on to tenants, our income will be reduced.....

Revenue from our properties depends on the amount of our tenants' retail revenue, making us vulnerable to general economic downturns and other conditions affecting the retail industry.....

iii

The costs of compliance with environmental laws and other governmental laws and regulations may adversely affect our income and the cash available for any distributions.....

Our costs associated with complying with the Americans with Disabilities Act may affect cash available for distributions.....

If a sale or leaseback transaction is recharacterized, our financial condition could be adversely affected.....

We may incur additional costs in acquiring newly constructed properties which may adversely affect cash available for distributions to you.....

Our investments in unimproved real property may result in additional cost to us to comply with re-zoning restrictions or environmental regulations.....

Construction and development activities will expose us to risks such as cost overruns, carrying costs of projects under construction or development, availability and costs of materials and labor, weather conditions and government regulation.....

We may acquire or finance properties with lock-out provisions which may prohibit us from selling a property, or may require us to maintain specified debt levels for a period of years on some properties.....

Your investment has various federal income tax risks.....

If we fail to maintain our REIT status, our dividends will not be deductible to us and our income will be subject to taxation.....

You may have tax liability on distributions you elect to reinvest in common stock.....

The opinion of Duane Morris LLP regarding our status as a REIT does not guarantee our ability to remain a REIT.....

Even REITS are subject to federal and state income taxes.....

An investment in our common stock may not be suitable for every employee benefit plan.....

The annual statement of value that we will be sending to stockholders subject to ERISA and to certain other plan stockholders is only an estimate and may not reflect the actual value of our shares.....

CAUTIONING NOTE REGARDING FORWARD-LOOKING STATEMENTS.....

Edgar Filing: INLAND WESTERN RETAIL REAL ESTATE TRUST INC - Form POS AM

HOW WE OPERATE.....
CONFLICTS OF INTEREST.....
COMPENSATION TABLE.....
ESTIMATED USE OF PROCEEDS.....
PRIOR PERFORMANCE OF OUR AFFILIATES.....

iv

Prior Investment Programs.....
Summary Information.....
Publicly Registered REITS.....
Private Partnerships.....
1031 Exchange Private Placement Offering Program.....
MANAGEMENT.....
 Inland Affiliated Companies.....
 Our General Management.....
 Our Directors and Executive Officers.....
 Committees of Our Board of Directors.....
 Compensation of Directors and Officers.....
 Executive Compensation.....
 Independent Director Stock Option Plan.....
 Our Business Manager/Advisor.....
 Our Advisory Agreement.....
 The Property Managers and the Management Agreements.....
LIMITATION OF LIABILITY AND INDEMNIFICATION OF DIRECTORS, OFFICERS AND OUR BUSINESS MANAGER/ADVISOR.....
PRINCIPAL STOCKHOLDERS.....
OUR STRUCTURE AND FORMATION.....
 Structure.....
SELECTED FINANCIAL DATA.....
INVESTMENT OBJECTIVES AND POLICIES.....
 General

Distributions.....
Types of Investments.....
Property Acquisition Standards.....
Description of Leases.....

v

Property Acquisition.....
Borrowing.....
Sale or Disposition of Properties.....
Change in Investment Objectives and Policies.....
Investment Limitations.....
Other Investments.....
Appraisals.....
Return of Uninvested Proceeds.....
Additional Offerings and Exchange Listing.....
Joint Ventures.....
Construction and Development Activities.....
Other Policies.....
REAL PROPERTY INVESTMENTS.....
Investing in REITS.....
General

Insurance Coverage on Properties.....
Properties.....
Retail Shopping Centers.....
Neighborhood and Community Shopping Centers.....
Single-User Properties.....
Summary Tabular Presentation of Properties Owned.....
Description of Properties.....
Potential Property Acquisitions.....
Tenant Lease Expiration.....

Edgar Filing: INLAND WESTERN RETAIL REAL ESTATE TRUST INC - Form POS AM

Tenant Concentration.....
Property Allocation.....

vi

CAPITALIZATION.....
MANAGEMENT'S DISCUSSION AND ANALYSIS OF OUR FINANCIAL CONDITION.....
DESCRIPTION OF SECURITIES.....
 Authorized Stock.....
 Common Stock.....
 Preferred Stock.....
 Issuance of Additional Securities and Debt Instruments.....
 Restrictions on Issuance of Securities.....
 Restrictions on Ownership and Transfer.....
 Anti-Takeover Provisions of Maryland Law and Our Articles of Incorporation and Bylaws.....
SHARES ELIGIBLE FOR FUTURE SALE.....
 Shares to be Outstanding or Issuable upon Exercise or Conversion of Other Outstanding Securities.....
 Securities Act Restrictions.....
 Independent Director Stock Option Plan.....
 Effect of Availability of Shares on Market Price of Shares.....
 Registration Rights.....
SUMMARY OF OUR ORGANIZATIONAL DOCUMENTS.....
 Articles of Incorporation and Bylaw Provisions.....
 Stockholders' Meetings.....
 Board of Directors.....
 Stockholder Voting Rights.....
 Rights of Objecting Stockholders.....
 Stockholder Lists; Inspection of Books and Records.....
 Amendment of the Organizational Documents.....
 Dissolution or Termination of the Company.....
 Advance Notice of Director Nominations and New Business.....

Restrictions on Certain Conversion Transactions and Roll-Ups.....

vii

Limitation on Total Operating Expenses.....

Transactions with Affiliates.....

Restrictions on Borrowing.....

Restrictions on Investments.....

FEDERAL INCOME TAX CONSIDERATIONS.....

Federal Income Taxation as a REIT.....

Federal Income Taxation of Stockholders.....

Other Tax Considerations.....

ERISA CONSIDERATIONS.....

PLAN OF DISTRIBUTION.....

General

Escrow Conditions.....

Subscription Process.....

Representations and Warranties in the Subscription Agreement.....

Determination of Your Suitability as an Investor.....

Compensation We Will Pay for the Sale of Our Shares.....

Volume Discounts.....

Deferred Commission Option.....

Indemnification.....

HOW TO SUBSCRIBE.....

SALES LITERATURE.....

DISTRIBUTION REINVESTMENT AND SHARE REPURCHASE PROGRAMS.....

Distribution Reinvestment Program.....

Share Repurchase Program.....

viii

Edgar Filing: INLAND WESTERN RETAIL REAL ESTATE TRUST INC - Form POS AM

| | |
|---|--|
| REPORTS TO STOCKHOLDERS..... | |
| PRIVACY POLICY NOTICE..... | |
| LITIGATION..... | |
| RELATIONSHIPS AND RELATED TRANSACTIONS..... | |
| LEGAL MATTERS..... | |
| EXPERTS..... | |
| WHERE YOU CAN FIND MORE INFORMATION..... | |

| | |
|---|------|
| Index to Financial Statements | F-1 |
| Appendix A - Prior Performance Tables | A-1 |
| Appendix B - Distribution Reinvestment Plan | B-1 |
| Appendix C - Subscription Agreement | C-1 |
| Appendix D - Transfer on Death Designation | D-1 |
| Appendix E1 - Letter of Direction | E1-1 |
| Appendix E2 - Notice of Revocation | E2-1 |
| Appendix G - Privacy Policy Notice | G-1 |

ix

PROSPECTUS SUMMARY

This summary highlights all of the material information in this prospectus. Because this is a summary, it does not contain all the information that may be important to you. You should read this entire prospectus and its appendices carefully before you decide to invest in our shares of common stock.

INLAND WESTERN RETAIL REAL ESTATE TRUST, INC.

We are a Maryland corporation formed in March 2003 and we operate as a real estate investment trust, or a REIT, for federal and state income tax purposes. Our company owns all of our assets, either directly or indirectly.

Our principal executive offices are located at 2901 Butterfield Road, Oak Brook, Illinois 60523 and our telephone number is (630) 218-8000.

THE TYPES OF REAL ESTATE THAT WE MAY ACQUIRE AND MANAGE

Our business manager/advisor is experienced in acquiring and managing real estate, particularly retail focused shopping centers. We acquire and manage a diversified (by geographical location and by type and size of retail centers) portfolio of real estate primarily improved for use as retail establishments, principally multi-tenant shopping centers. Our portfolio does and will consist predominantly of grocery and discount store anchored retail, including net lease retail. We may acquire certain mixed use properties that may include lodging, office and/or multi-family residential if they are part of a retail center. And, we may also acquire other types of retail shopping centers, such as enclosed malls, outlet malls and power centers. We also anticipate acquiring real estate improved with other commercial facilities which provide goods and services as well as double or triple net leased properties, which are either commercial or retail, including properties acquired in sale and leaseback transactions. A triple-net leased property is one which is leased to a tenant who is responsible for the base rent and all costs and expenses associated with their occupancy, including property taxes, insurance, repairs and maintenance.

Edgar Filing: INLAND WESTERN RETAIL REAL ESTATE TRUST INC - Form POS AM

The geographic focus of our portfolio continues to be western U.S. markets; yet, at the present time, we believe that properties available for sale east of the Mississippi River are offering more favorable investment returns. Our objective continues to be to acquire quality properties primarily for income as distinguished from primarily for capital gain. As a result, many of our recently acquired properties and properties that we currently have under contract for purchase are located in eastern U.S. markets. However, over the long-term, we expect the portfolio to consist of properties located primarily west of the Mississippi River. Where feasible, we will endeavor to acquire multiple properties within the same major metropolitan markets where the acquisitions result in efficient property management operations with the potential to achieve market dominance. As a result, we may have clusters of properties east of the Mississippi.

We do not intend to invest in real estate properties that are primarily:

- farms;
- health care facilities;
- industrial properties;
- leisure home sites;
- manufacturing facilities;
- mining properties;
- ranches;
- single-family residential properties;

1

- timberlands; or
- unimproved properties not intended to be developed (vacant land).

Subject to compliance with the applicable requirements under the federal income tax laws, we may also undertake construction and development activities and render services in connection with such activities.

OUR SPONSOR, OUR BUSINESS MANAGER/ADVISOR AND THE INLAND GROUP

Our sponsor is Inland Real Estate Investment Corporation, which is owned by The Inland Group, Inc. The Inland Group, together with its subsidiaries and affiliates, is a fully-integrated group of legally and financially separate companies that have been engaged in diverse facets of real estate for over 35 years providing property management, leasing, marketing, acquisition, disposition, development, redevelopment, syndication, renovation, construction, finance and other related services. Inland Western Retail Real Estate Advisory Services, Inc., is a wholly owned subsidiary of our sponsor and is our business manager/advisor. Inland Securities Corporation, another affiliate of The Inland Group, is the managing dealer of this offering. Inland US Management LLC, Inland Southwest Management LLC and Inland Pacific Management LLC, our property managers, are entities owned principally by individuals who are affiliates of The Inland Group. The principal executive offices of The Inland Group, our sponsor, and our business manager/advisor are located at 2901 Butterfield Road, Oak Brook, Illinois 60523 and their telephone number is (630) 218-8000. The principal executive offices of our property managers are located at 2907 Butterfield Road, Oak Brook, Illinois 60523 and their telephone number is (630) 218-8000.

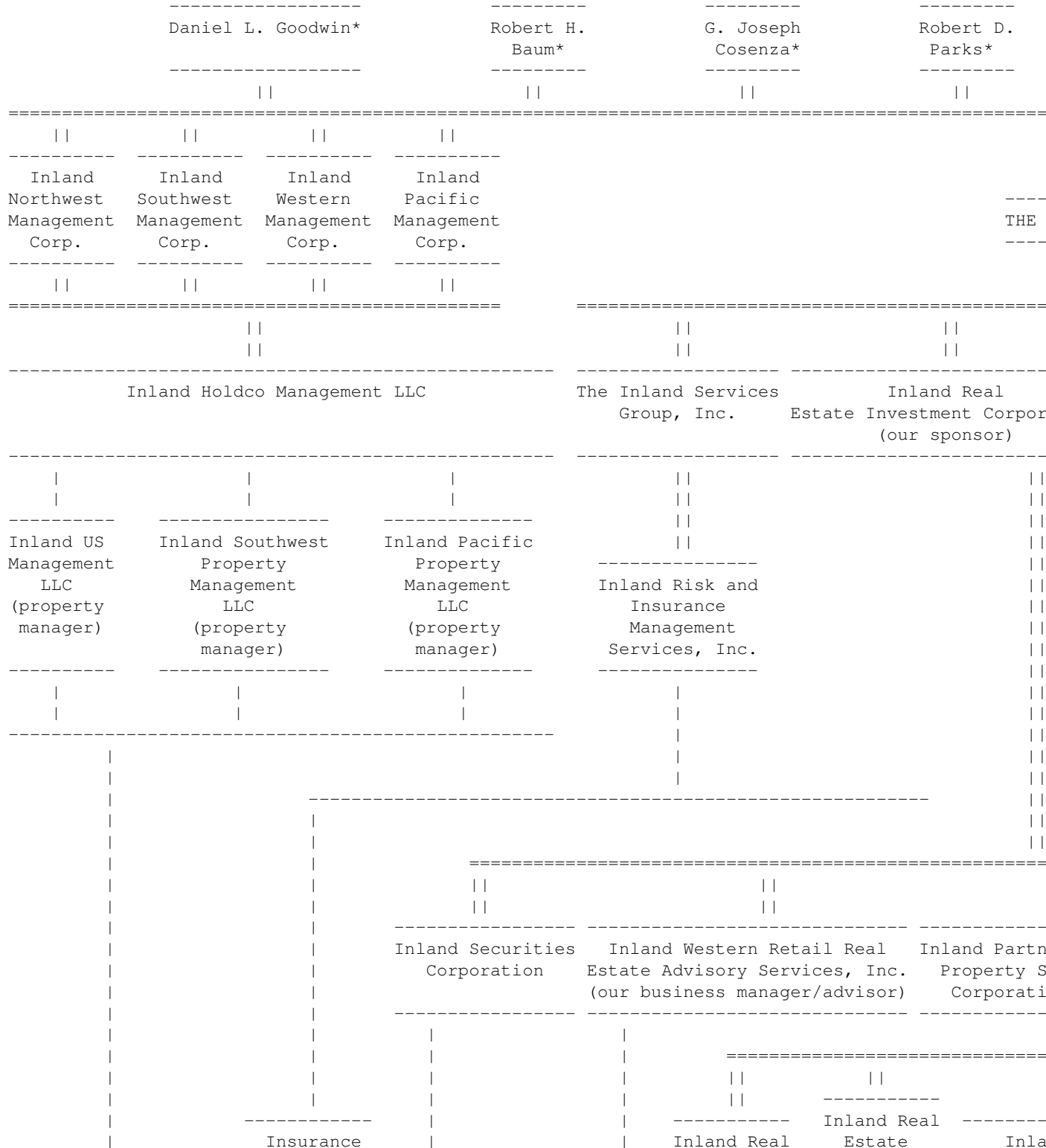
The following organizational chart depicts the services that affiliates of our sponsor will render to us and our organizational structure.

2

Edgar Filing: INLAND WESTERN RETAIL REAL ESTATE TRUST INC - Form POS AM

The following organizational chart depicts the services that affiliates of our sponsor will render to us and our organizational structure.

ORGANIZATIONAL CHART



Edgar Filing: INLAND WESTERN RETAIL REAL ESTATE TRUST INC - Form POS AM

| | Services | | Estate Sales, Inc. | Development Corporation | Acquisit |
|--|------------------|---|----------------------------|---------------------------------------|-----------|
| ----- | ----- | ----- | ----- | ----- | ----- |
| Property Management and Related Services | | | Real Estate Sales Services | | |
| ----- | ----- | ----- | ----- | ----- | ----- |
| | Securities Sales | Organization, Advisory and Real Estate Services | | Construction and Development Services | Pr Acq Se |
| ----- | ----- | ----- | ----- | ----- | ----- |

Inland Western Retail Real Estate Trust, Inc.
 We are principally owned by public investors. Ownership is represented by shares

Solid lines indicate 100% ownership. Broken lines indicate service.

* The four indicated individuals control The Inland Group, Inc. and own substantially all of its stock.

Investment in shares of our common stock involves risks. If we are unable to effectively manage the impact of these risks, we may not meet our investment objectives and, therefore, you may lose some or all of your investment. The following is a summary of the material risks which we believe are most relevant to an investment in the shares. These risks are generally listed in the order of priority.

- our common stock is not currently listed or traded on an exchange and cannot be readily sold (and sales by stockholders may be made at a loss);
- although we anticipate that aggregate borrowings will not exceed 55% of the combined fair market value of our properties, our charter imposes a limitation on our borrowings of less than 300% of net assets and there are risks associated with a high amount of leverage;
- we have no ownership in our business manager/advisor and the business manager/advisor is owned by our sponsor or their affiliates;
- our business manager/advisor and its affiliates will receive substantial fees, including participation in proceeds from the sale, refinancing or liquidation of our assets;
- our business manager/advisor, property managers and two of our directors are subject to conflicts of interest as a result of their affiliation with The Inland Group, including conflicts of interest relating to:

Edgar Filing: INLAND WESTERN RETAIL REAL ESTATE TRUST INC - Form POS AM

- the negotiation of the terms of the advisor and property management agreements;
 - the allocation of their time between us and their other business ventures;
 - decisions whether to acquire and dispose of properties;
 - the purchase and sale of properties to or from the business manager/advisor and our affiliates; and
 - the allocation of investment opportunities between us and their other business ventures.
-
- we may make distributions that include a return of principal for federal tax purposes;
 - there are limits on ownership, transferability and redemption of shares;
 - our investment policies and strategies may be changed without stockholder consent;
 - our investments will lack geographic diversification; and
 - risks that incentive structure of fees payable to our business manager/advisor and its affiliates may encourage our business manager/advisor to make investments that have greater risks to generate higher fees.

CONFLICTS OF INTEREST

CONFLICTS OF INTEREST EXIST BETWEEN US AND SOME OF OUR AFFILIATES, INCLUDING OUR BUSINESS MANAGER/ADVISOR. THESE AFFILIATES INCLUDE INLAND REAL ESTATE CORPORATION, INLAND RETAIL REAL ESTATE TRUST, INC. AND INLAND REAL ESTATE EXCHANGE CORPORATION. INLAND REAL ESTATE CORPORATION IS A PUBLICLY TRADED REIT THAT IS SELF-ADMINISTERED AND IS NO LONGER AFFILIATED WITH THE INLAND GROUP. INLAND REAL ESTATE CORPORATION PURCHASES SHOPPING CENTERS LOCATED IN THE MIDWEST. INLAND RETAIL REAL ESTATE TRUST, INC. IS AFFILIATED WITH THE INLAND GROUP. INLAND RETAIL REAL ESTATE TRUST, INC. GENERALLY PURCHASES SHOPPING CENTERS LOCATED EAST OF THE MISSISSIPPI RIVER. INLAND REAL

4

ESTATE EXCHANGE CORPORATION IS A SUBSIDIARY OF INLAND REAL ESTATE INVESTMENT CORPORATION. INLAND REAL ESTATE EXCHANGE CORPORATION PROVIDES REPLACEMENT PROPERTIES FOR PEOPLE WISHING TO COMPLETE AN IRS SECTION 1031 REAL ESTATE EXCHANGE. Midwest Real Estate Equities, Inc. is not a subsidiary of The Inland Group, Inc or its affiliates but does have some of the same shareholders as The Inland Group, Inc. Midwest Real Estate Equities buys, manages and sells commercial and multi-family property.

Some of these conflicts include:

- competition for the time and services of personnel that work for us and our affiliates, including such persons as Daniel L. Goodwin, Robert H. Baum, G. Joseph Cosenza, Robert D. Parks, Thomas P. McGuinness, Roberta S. Matlin and Brenda G. Gujral, which may limit the amount of time these people may spend on our business matters;
- substantial compensation payable by us to Inland Securities Corporation, Inland Western Retail Real Estate Advisory Services, Inc., Inland US Management LLC, Inland Southwest Management LLC and Inland Pacific Management LLC for their various services which may not be on market terms and is payable, in most cases, whether or not our

Edgar Filing: INLAND WESTERN RETAIL REAL ESTATE TRUST INC - Form POS AM

stockholders receive distributions;

- competition for properties, although our affiliates are governed by the Property Acquisition Service Agreement which, with certain limitations, gives us a right of first refusal for certain properties west of the Mississippi River; and
- the possibility that we may do business with entities that have pre-existing relationships with our affiliates which may result in a conflict between our business and the ongoing business relationships our affiliates have with each other.

Conflicts of interest may also arise in connection with the potential sale or refinancing of our properties or the enforcement of agreements.

We have an option to acquire or consolidate into us the business conducted by our business manager/advisor and/or our property managers for shares of common stock.

COMPENSATION TO BE PAID TO OUR BUSINESS MANAGER/ADVISOR AND AFFILIATES

We pay our business manager/advisor and affiliates substantial fees for managing our business.

We will also pay the business manager/advisor and other affiliates of our sponsor a number of other fees for services or expense reimbursements during our offering, operational and liquidation stage.

5

Set forth below is a tabular summary of fees and compensation payable to our business manager/advisor and other affiliates.

Type of Compensation

Nonsubordinated payments:

Offering stage:

| | |
|---|--|
| Selling commissions | 7.5% of the sale price for each share Estimated maximum: \$187,500,000. Through September 30, 2004, we have incurred \$135,587,028 in selling commissions in connection with our initial public offering. In our initial public offering, we intend to sell 250,000,000 shares of our common stock at \$10.00 per share. |
| Marketing allowance and due diligence expense allowance | 2.5% of the gross offering proceeds for marketing allowance and 0.5% of the gross offering proceeds for due diligence expense allowance. Through September 30, 2004, we have incurred \$16,811,558 in marketing allowance and due diligence expense allowance in connection with our initial public offering. The actual amount of marketing allowance and due diligence expense allowance in connection with this |

offering will depend on the number of shares sold. If there are no special sales, and we sell the maximum number of shares offered, approximately \$75,000,000 will be paid for the marketing allowance and the due diligence expense allowance.

Reimbursable expenses and other expenses of issuance

Estimated amount: \$14,684,000. Through September 30, 2004, we have incurred \$969,524 of reimbursable expenses to our business manager/advisor in connection with our initial public offering. In addition, in connection with our initial public offering, as of December 31, 2003, our business manager/advisor had advanced an aggregate of approximately \$1,763,306 for the payment of offering expenses to non-affiliated third parties, all of which has been repaid. Our sponsor has not advanced any reimbursable expenses in connection with this offering. We may reimburse up to \$14,684,000 for offering expenses advanced if we sell the maximum number of shares offered.

If the offering is not successful, then our sponsor will be solely responsible for the offering expenses to the extent it has not been reimbursed.

6

Acquisition stage:

Acquisition expenses

We will reimburse Inland Real Estate Acquisitions, Inc. for costs incurred, on our behalf, in connection with the acquisition of properties. We will pay an amount, estimated to be up to 0.5% of the total of (1) the gross offering proceeds from the sale of 250,000,000 shares and (2) the gross proceeds from the sale of up to 20,000,000 shares pursuant to the distribution reinvestment programs. The acquisition expenses for any particular property will not exceed 6% of the gross purchase price of the property.

Operational stage:

Property management fee
This fee terminates upon a business combination with our property managers.

4.5% of the gross income from the properties. (cannot exceed 90% of the fee which would be payable to an unrelated third party). We will pay the fee for services in connection with the rental, leasing, operation and management of the properties. For the year ended December 31, 2003, and the

Edgar Filing: INLAND WESTERN RETAIL REAL ESTATE TRUST INC - Form POS AM

nine months ended September 30, 2004, we have incurred and paid property management fees of \$16,627 and \$2,847,427, of which \$16,627 and \$2,847,427 were retained by Inland US Management LLC, Inland Southwest Management LLC and Inland Pacific Management LLC. Actual amounts we will incur in the future cannot be determined at the present time.

Loan servicing fee and mortgage brokerage fee

0.08% of the total principal amount of the loans being serviced for each full year, up to the first \$100 million and a lesser percentage on a sliding scale thereafter. For the year ended December 31, 2003, and the nine months ended September 30, 2004, we have incurred and paid \$328 and \$63,978 to Inland Mortgage Servicing Corporation. For the year ended December 31, 2003, and the nine months ended September 30, 2004, we have incurred and paid \$59,523 and \$2,241,986 to Inland Mortgage Investment Corporation.

Reimbursable expenses relating to administrative services

The compensation and reimbursements to our business manager/advisor and its affiliates will be approved by a majority of our directors. Actual amounts cannot be determined at the present time. These may include cost of goods and services and non-supervisory services performed directly for us by independent parties.

7

Liquidation stage:

Property disposition fee
This fee terminates upon a business combination with our business manager/advisor.

Lesser of 3% of sales price or 50% of the customary commission which would be paid to a third party. Actual amounts cannot be determined at the present time.

Subordinated payments:

Operational stage:

Advisor asset management fee
This fee terminates upon a business combination with our business manager/advisor.

Not more than 1% per annum of our average assets; subordinated to a non-cumulative, non-compounded return, equal to 6% per annum. Actual amounts cannot be determined at the present time. We will pay the fee for services in connection with our day-to-day operations, including administering our bookkeeping and accounting functions, services as our consultant in connection with policy decisions made by our board,

managing our properties or causing them to be managed by another party and providing other services as our board deems appropriate. As of September 30, 2004, we have not paid or accrued any advisor asset management fees. Actual amounts we will incur in the future cannot be determined at the present time.

Liquidation stage:

Incentive advisory fee
This fee terminates upon a business combination with the business manager/advisor.

After our stockholders have first received a 10% cumulative, non-compounded return and a return of their net investment, an incentive advisory fee equal to 15% on net proceeds from the sale of a property will be paid to our business manager/advisor.

PRIMARY BUSINESS OBJECTIVE AND STRATEGIES

Our primary business objective is to enhance the performance and value of our properties through active management. Key elements of our strategy are:

Acquisitions:

- To selectively acquire real properties that are diversified types and well-located.
- To selectively acquire properties on an all-cash basis if necessary to provide us with a competitive advantage over potential purchasers who must secure financing. We may, however, acquire properties subject to existing indebtedness if we believe this is in our best interest. We may acquire properties free and clear of permanent mortgage debt by paying the entire purchase price of each property in cash or for shares, interests in entities that own one or more of our properties or a combination of these. However, as of the date of this

8

prospectus, we had not paid the purchase price of any properties using shares or interests in entities that will own our properties.

- To diversify geographically within the states west of the Mississippi by acquiring properties primarily located in major metropolitan areas to minimize the potential adverse impact of economic downturns in local markets.

Operations:

- We intend to continue to actively manage costs and minimize operating expenses by centralizing all management, leasing, marketing, financing, accounting, renovation and data processing activities.
- We intend to improve rental income and cash flow by aggressively marketing rentable space.
- We intend to continue to emphasize regular maintenance and periodic renovation to meet the needs of tenants and to maximize long-term

returns.

- We intend to continue to maintain a diversified tenant base at our retail centers, consisting primarily of retail tenants providing consumer goods and services.

TERMS OF THE OFFERING

If we sell the maximum amount of shares under the offering, we will have sold a total of 500,020,000 shares, assuming that we sell all of the 250,000,000 shares offered in our initial public offering which began September 2003. These numbers do not include shares issued upon exercise of options granted and which may be granted under our independent director stock option plan, nor do they include shares issued pursuant to our existing distribution reinvestment program.

We are offering a maximum of 250,000,000 shares on a best efforts basis through the managing dealer at \$10.00 per share, subject to discounts in some cases. An offering on a best efforts basis is one in which the securities dealers participating in the offering are under no obligation to purchase any of the securities being offered and, therefore, no specified number of securities are guaranteed to be sold and no specified amount of money is guaranteed to be raised from the offering.

We are also offering up to 20,000,000 shares at a purchase price of \$9.50 per share to stockholders who elect to participate in our distribution reinvestment program.

The offering price of our shares is subjective and was determined by our board of directors. Our board of directors determined the offering price based upon the offering price in our initial public offering in September 2003, the offering price of earlier REITs organized by our sponsor, the range of other REITs that do not have a public trading market and the recommendation of the managing dealer based on its consultations with likely soliciting dealers.

9

IS AN INVESTMENT IN US APPROPRIATE FOR YOU?

An investment in us might be appropriate as part of your investment portfolio if:

- You are looking for regular distributions. We intend to pay regular monthly distributions to our domestic stockholders and regular quarterly distributions to our foreign stockholders. We have paid regular distributions to our domestic and foreign stockholders for the past nine months and the past three quarters. The maximum time that you should have to wait to receive the first distribution is 45 days from the date in which we accept your subscription.
- You are looking for a hedge against inflation. We have, and intend to continue to hedge against inflation by entering into leases with tenants which provide for scheduled rent escalations or participation in the growth of tenant sales. This is designed to provide increased distributions and capital appreciation.
- You are looking for capital preservation and appreciation. We intend to acquire, a portfolio of diverse properties, usually on an all cash basis, that are well located. After acquiring these properties, we may finance them, but we anticipate that aggregate borrowings secured by our properties will not exceed 55% of their combined fair market

Edgar Filing: INLAND WESTERN RETAIL REAL ESTATE TRUST INC - Form POS AM

value. Currently, our aggregate borrowings secured by our properties is approximately 55% of their combined fair market value.

WE CANNOT GUARANTEE THAT WE WILL ACHIEVE THESE OBJECTIVES.

DISTRIBUTIONS

We have and intend to continue to pay regular monthly distributions to our domestic stockholders and regular quarterly distributions to our foreign stockholders. The maximum time that you should have to wait to receive the first distribution is 45 days from the date in which we accept your subscription.

In order to maintain our REIT status under federal income tax laws, we intend to distribute at least 90% of our taxable income to our stockholders. For federal income tax purposes only, we may make distributions that include a return of principal or an amount in excess of 95% of cash available to us.

REAL PROPERTY INVESTMENTS

As of December 7, 2004, our real estate portfolio was comprised of 91 properties containing approximately 16.1 million square feet of gross leasable area. The 91 properties consist of 42 retail shopping centers, 26 neighborhood and community shopping center properties, 18 single-user facilities and five joint venture retail shopping centers that we have operating control of, located in 25 states.

SHARE REPURCHASE PROGRAM

We have instituted a share repurchase program. Our share repurchase program provides eligible stockholders with limited interim liquidity by enabling them to sell shares back to us. The prices at which shares may be sold back to us will be one year from the purchase date at \$9.25 per share; two years from the purchase date at \$9.50 per share; three years from the purchase date at \$9.75 per share; and four years from the purchase date at the greater of \$10.00 per share or a price equal to ten times our "funds available for distribution" per weighted average share outstanding for the prior calendar year. We may terminate, reduce or otherwise change the above share repurchase program.

10

ESTIMATED USE OF PROCEEDS

The amounts listed in the table below represent our current estimates concerning the use of the offering proceeds. Since these are estimates, they may not accurately reflect the actual receipt or application of the offering proceeds. The amounts set forth below assume:

- we sell the maximum of 250,000,000 shares in this offering at \$10 per share; and
- we sell the maximum of 20,000,000 shares in our distribution reinvestment program at \$9.50 per share.

We have not given effect to any special sales or volume discounts which could reduce selling commissions.

MAXIMUM OFFERING
(INCLUDING SHARES SOLD UN
DISTRIBUTION REINVESTMENT

Edgar Filing: INLAND WESTERN RETAIL REAL ESTATE TRUST INC - Form POS AM

| | AMOUNT | PERCENTAGE |
|--------------------------------------|------------------|------------|
| Gross proceeds..... | \$ 2,690,000,000 | 100.00 |
| Less expenses: | | |
| Selling commissions..... | 187,500,000 | 6.97 |
| Marketing allowance..... | 62,500,000 | 2.32 |
| Due diligence expense allowance..... | 12,500,000 | 0.46 |
| Organization and offering..... | 14,684,000 | .55 |
| Total expenses..... | 277,184,000 | 10.30 |
| Gross amount available..... | 2,412,816,000 | 89.70 |
| Less | | |
| Acquisition expenses..... | 13,450,000 | 0.50 |
| Working capital reserve..... | 26,900,000 | 1.00 |
| Net cash available..... | \$ 2,372,466,000 | 88.20 |

We will pay the managing dealer cash selling commissions of up to 7.5% on all of the 250,000,000 shares of common stock sold on a best-efforts basis. No selling commission is paid on shares sold through our distribution reinvestment program.

11

RISK FACTORS

An investment in our shares involves significant risks and therefore is suitable only for those persons who understand those risks and the consequences of their investment and who are able to bear the risk of loss of their entire investment. You should consider the following material risks in addition to other information set forth elsewhere in this prospectus before making your investment decisions.

OUR COMMON STOCK IS NOT CURRENTLY LISTED ON AN EXCHANGE OR TRADING MARKET AND CANNOT BE READILY SOLD. There is currently no public trading market for the shares and we cannot assure you that one will develop. We may never list the shares for trading on a national stock exchange or include the shares for quotation on a national market system. The absence of an active public market for our shares could impair your ability to sell our stock at a profit or at all. By September 15, 2008 our board of directors will determine whether it is in our best interests to apply to have the shares listed on a national stock exchange or included for quotation on a national market system if we meet the applicable listing requirements at that time.

THE PRICE OF OUR COMMON STOCK IS SUBJECTIVE AND MAY NOT BEAR ANY RELATIONSHIP TO WHAT A STOCKHOLDER COULD RECEIVE IF IT WAS SOLD. Our board of directors determined the offering price of our shares of common stock based on the following factors:

- the offering price of our common stock in our initial public offering in September 2003;
- the offering price of the earlier REITs organized by our sponsor;

Edgar Filing: INLAND WESTERN RETAIL REAL ESTATE TRUST INC - Form POS AM

- the range of offering prices of other REITs that do not have a public trading market; and
- the recommendation of the managing dealer based on its consultations with likely soliciting dealers.

However, the offering price of our shares of common stock may not be the same as the price at which the shares may trade if they were listed on an exchange or actively traded by brokers, nor of the proceeds that a stockholder may receive if we were liquidated or dissolved. As such, any sales may be made at a loss.

YOU DO NOT KNOW WHAT REAL PROPERTIES AND OTHER ASSETS WE MAY ACQUIRE IN THE FUTURE, AND MUST RELY ON OUR BUSINESS MANAGER/ADVISOR, OUR BOARD AND OFFICERS TO SELECT THEM AND STOCKHOLDERS WILL NOT PARTICIPATE IN THESE DECISIONS. We intend to acquire commercial retail properties. Although we have already acquired 91 properties, and we are considering acquiring others, no information is available as to the identification, location, operating histories, lease terms or other relevant economic and financial data of any other properties or other assets we may purchase in the future. As a result, you must rely on us to locate and acquire additional suitable investment properties. In addition, our board of directors may approve future equity offerings or obtain financing, the proceeds of which may be invested in additional properties; therefore, you will not have an opportunity to evaluate all of the properties that will be in our portfolio. Stockholders will not participate in evaluating these investment opportunities. Nonetheless, you will be unable to evaluate the manner in which we invest the proceeds of this offering or the economic merit of particular properties prior to their acquisition. This prospectus only describes the parameters we will use to acquire additional real properties and other assets.

COMPETITION WITH THIRD PARTIES IN ACQUIRING PROPERTIES WILL REDUCE OUR PROFITABILITY AND THE RETURN ON YOUR INVESTMENT. We compete with many other entities engaged in real estate investment activities, many of which have greater resources than we do. Larger REITs may enjoy significant competitive advantages that result from, among other things, a lower cost of capital and enhanced

12

operating efficiencies. In addition, the number of entities and the amount of funds competing for suitable investment properties may increase. This will result in increased demand for these assets and therefore increased prices paid for them. If we pay higher prices for properties, our profitability is reduced and you will experience a lower return on your investment.

WE WILL COMPETE WITH REAL ESTATE INVESTMENT PROGRAMS SPONSORED BY COMPANIES AFFILIATED WITH US FOR THE ACQUISITION OF PROPERTIES AND FOR THE TIME AND SERVICES OF PERSONNEL. Affiliated companies have previously sponsored other REITs, private real estate equity programs and private placement mortgage and note programs, and affiliated companies in the future may sponsor other real estate investment programs. These affiliated companies include Inland Real Estate Corporation, Inland Retail Real Estate Trust, Inc., Inland Real Estate Exchange Corporation and other entities to be formed by The Inland Group, Inc. We will compete with these existing and future real estate investment programs for the acquisition of properties of a type suitable for our investment, for the time and services of personnel of our business manager/advisor and affiliates of our business manager/advisor in connection with our operation and the management of our assets, and for obtaining and retaining investors for our common stock. We will generally be acquiring properties that are located primarily west of the Mississippi River and single user net lease properties located anywhere in the

Edgar Filing: INLAND WESTERN RETAIL REAL ESTATE TRUST INC - Form POS AM

United States and therefore our geographic diversity may be limited.

WE PLAN TO INCUR MORTGAGE INDEBTEDNESS AND OTHER BORROWINGS, WHICH MAY REDUCE THE FUNDS AVAILABLE FOR DISTRIBUTION, MAY INCREASE THE RISK OF LOSS SINCE DEFAULTS MAY RESULT IN FORECLOSURE AND MORTGAGES MAY INCLUDE CROSS-COLLATERALIZATION OR CROSS-DEFAULT PROVISIONS THAT INCREASE THE RISK THAT MORE THAN ONE PROPERTY MAY BE AFFECTED BY A DEFAULT. We may, in some instances, use either existing financing or borrow new funds to acquire properties. We intend to incur or increase our mortgage debt by obtaining loans secured by selected or all of the real properties to obtain funds to acquire additional real properties. We may also borrow funds if necessary to satisfy the requirement that we distribute to stockholders as dividends at least 90% of our annual REIT taxable income, or otherwise as is necessary or advisable to assure that we maintain our qualification as a REIT for federal income tax purposes. Currently, our aggregate borrowings secured by our properties is approximately 55% of their combined fair market value.

We may incur mortgage debt on a particular real property if we believe the property's projected cash flow is sufficient to service the mortgage debt. However, if there is a shortfall in cash flow, then the amount available for distributions to stockholders may be affected. In addition, incurring mortgage debt increases the risk of loss since defaults on indebtedness secured by properties may result in foreclosure actions initiated by lenders and our loss of the property securing the loan which is in default. For tax purposes, a foreclosure of any of our properties would be treated as a sale of the property for a purchase price equal to the outstanding balance of the debt secured by the mortgage. If the outstanding balance of the debt secured by the mortgage exceeds our basis in the property, we would recognize taxable income on foreclosure, but would not receive any cash proceeds. We may give full or partial guarantees to lenders of mortgage debt to the entity that owns our properties. In such cases, we will be responsible to the lender for satisfaction of the debt if it is not paid by such entity. If any mortgages contain cross-collateralization or cross-default provisions, there is a risk that more than one real property may be affected by a default.

If mortgage debt is unavailable at reasonable rates, we will not be able to place financing on the properties, which could reduce distributions per share. If we place mortgage debt on the properties, we run the risk of being unable to refinance the properties when the loans come due, or of being unable to refinance on favorable terms. If interest rates are higher when the properties are refinanced, our net income could be reduced, which would reduce cash available for distribution to stockholders and may prevent us from raising capital by issuing more stock and may prevent us from borrowing more money.

13

IF WE HAVE INSUFFICIENT WORKING CAPITAL RESERVES, WE WILL HAVE TO OBTAIN FINANCING FROM OTHER SOURCES. We have established working capital reserves which we believe are adequate to cover our cash needs. However, if these reserves are insufficient to meet our cash needs, we may have to obtain financing from either affiliated or unaffiliated sources to fund our cash requirements. We cannot assure you that sufficient financing will be available or, if available, will be available on economically feasible terms or on terms acceptable to us. Additional borrowing for working capital purposes will increase our interest expense and therefore, our financial condition and our ability to pay distributions may be adversely affected.

THE TYPES OF PROPERTIES WHICH WE INTEND TO ACQUIRE AND THE AREA IN WHICH WE MAY ACQUIRE RETAIL CENTERS IS LIMITED. We primarily acquire and manage retail centers. We intend to acquire retail centers primarily in the states west of the Mississippi River. Adverse economic conditions affecting that area could

Edgar Filing: INLAND WESTERN RETAIL REAL ESTATE TRUST INC - Form POS AM

adversely affect our profitability to a greater degree than if we had diversified our investments to include other types of real estate over a larger geographic region.

THE AGGREGATE AMOUNT WE MAY BORROW IS LIMITED UNDER OUR ARTICLES OF INCORPORATION. Our articles of incorporation limit the aggregate amount we may borrow, secured and unsecured, to 300% of our net assets, absent a satisfactory showing that a higher level is appropriate. Currently, our aggregate borrowings are approximately 164% of our net assets. That limitation could have adverse consequences on our business, including:

- freezing our ability to purchase properties;
- causing us to lose our REIT status if borrowing was necessary to distribute the required minimum amount of cash to our stockholders for us to qualify as a REIT;
- causing operational problems if there are cash flow shortfalls for working capital purposes; and
- resulting in the loss of a property if, for example, financing was necessary to cure a default on a mortgage.

In order to change this limitation, we must obtain approval by a majority of our independent directors and by a majority of our stockholders. There will be a delay before approval can be obtained, if it can be obtained at all. It is possible that even if the required approval is obtained, it may not be obtained in sufficient time to avoid the adverse consequences of not having the additional funding when it is needed.

BECAUSE OF THE WAY WE ARE ORGANIZED, WE WOULD BE A DIFFICULT TAKEOVER TARGET. THIS COULD DEPRESS THE PRICE OF OUR STOCK AND INHIBIT A MANAGEMENT CHANGE. Provisions which may have an anti-takeover effect and inhibit a change in our management include:

- THERE ARE OWNERSHIP LIMITS AND RESTRICTIONS ON TRANSFERABILITY AND OWNERSHIP IN OUR ARTICLES OF INCORPORATION. In order for us to qualify as a REIT, no more than 50% of the outstanding shares of our stock may be beneficially owned, directly or indirectly, by five or fewer individuals at any time during the last half of each taxable year. To assure that we will not fail to qualify as a REIT under this test, our articles of incorporation provide that, subject to some exceptions, no person may beneficially own more than 9.8% of our common stock.

14

This restriction may:

- have the effect of delaying, deferring or preventing a change in control of us, including an extraordinary transaction (such as a merger, tender offer or sale of all or substantially all of our assets) that might involve a premium price for holders of our common stock; or
- compel a stockholder who had acquired more than 9.8% of our stock to dispose of the additional shares and, as a result, to forfeit the benefits of owning the additional shares.
- OUR ARTICLES OF INCORPORATION PERMIT OUR BOARD OF DIRECTORS TO ISSUE PREFERRED STOCK WITH TERMS THAT MAY DISCOURAGE A THIRD PARTY FROM ACQUIRING US. Our articles of incorporation permit our board of

directors to issue, without stockholder approval, up to 10 million shares of preferred stock. The board may classify or reclassify any unissued preferred stock and establish preferences, conversion or other rights, voting power, restrictions, limitations as to dividends and other distributions, qualifications, or terms or conditions of redemption, of any preferred stock. Thus, our board could authorize, without the approval by our stockholders, the issuance of preferred stock with terms and conditions which could have the effect of delaying, deferring or preventing a change in control of us, including an extraordinary transaction (such as merger, tender offer or sale of all or substantially all of our assets) that might provide a premium for holders of our common stock.

- MARYLAND LAW MAY DISCOURAGE A THIRD PARTY FROM ACQUIRING US. Maryland law restricts mergers and other business combinations between us and an interested stockholder. Under the Maryland Business Combination Act, an anti-takeover statute, for a period of five years after the most recent acquisition of stock by an interested stockholder, we may not engage in any merger or other business combination with that interested stockholder or any affiliate of that interested stockholder. After the five-year period, any merger or other business combination must be approved by our board of directors and by at least 80% of all the votes entitled to be cast by holders of outstanding shares of our voting stock and two-thirds of all the votes entitled to be cast by holders of outstanding shares of our voting stock other than the interested stockholder with whom the business combination is to be effected. The votes cited in the previous sentence would not apply if, among other things, the stockholders of the company receive in the business combination a minimum consideration for their common stock equal to the highest price paid by the interested stockholder for its common stock. However, as permitted by the Maryland Business Combination Act, our articles of incorporation provide that the business combination provisions of Maryland law do not apply to any business combination involving us and our affiliates. As a result, the five-year prohibition and the super-majority stockholder vote requirements will not apply to any business combinations between us and our affiliates. The Maryland Business Combination Act could have the effect of discouraging offers from third parties to acquire us and of increasing the difficulty of successfully completing a business combination. See "Description of Securities - Provisions of Maryland Law and our Articles of Incorporation and Bylaws."

- MARYLAND LAW ALSO LIMITS THE ABILITY OF A THIRD PARTY TO BUY A LARGE STAKE IN US AND EXERCISE VOTING POWER IN ELECTING DIRECTORS. Maryland law provides a second anti-takeover statute, its Control Share Acquisition Act, which provides that "control shares" of a Maryland corporation acquired in a "control share acquisition" have no voting rights except to the extent approved by the corporation's disinterested stockholders by a vote of two-thirds of the votes entitled to be cast on the matter; shares of stock owned by interested stockholders, that

is, by the acquirer, by officers or by directors who are employees of the corporation, are not entitled to be cast on the matter. "Control shares" are voting shares of stock which would entitle the acquirer to exercise voting power in electing directors within specified ranges of voting power. Control shares do not include shares the acquiring person is then entitled to vote as a result of having previously obtained stockholder approval. A "control share acquisition" means the

Edgar Filing: INLAND WESTERN RETAIL REAL ESTATE TRUST INC - Form POS AM

acquisition of control shares. The control share acquisition statute does not apply (i) to shares acquired in a merger, consolidation or share exchange if the corporation is a party to the transaction or (ii) to acquisitions approved or exempted by the articles of incorporation or bylaws of the corporation. As permitted by the Maryland Control Share Acquisition Act, our bylaws exempt our affiliates from the Maryland control share acquisition statute. This statute could have the effect of discouraging offers from third parties to acquire us and increasing the difficulty of successfully completing this type of offer by anyone other than our affiliates or any of their affiliates. See "Description of Securities - Provisions of Maryland Law and our Articles of Incorporation and Bylaws - Control Share Acquisition."

YOUR INVESTMENT RETURN MAY BE REDUCED IF WE ARE REQUIRED TO REGISTER AS AN INVESTMENT COMPANY UNDER THE INVESTMENT COMPANY ACT. We are not registered as an investment company under the Investment Company Act of 1940. If we were obligated to register as an investment company, we would have to comply with a variety of substantive requirements under the Investment Company Act. These requirements include:

- limitations on capital structure;
- restrictions on specified investments;
- prohibitions on transactions with affiliates; and
- compliance with reporting, record keeping, voting, proxy disclosure and other rules and regulations that would significantly change our operations.

In order to maintain our exemption from regulation under the Investment Company Act of 1940, we must engage primarily in the business of buying real estate, and these investments must be made within a year after the offering ends. If we are unable to invest a significant portion of the proceeds of this offering in properties within one year of the termination of the offering, we may avoid being required to register as an investment company by temporarily investing any unused proceeds in government securities with low returns. This would reduce the cash available for distribution to investors and possibly lower your returns.

To maintain compliance with the Investment Company Act exemption, we may be unable to sell assets we would otherwise want to sell and may need to sell assets we would otherwise wish to retain. In addition, we may have to acquire additional income or loss generating assets that we might not otherwise have acquired or may have to forgo opportunities to acquire interests in companies that we would otherwise want to acquire and would be important to our strategy.

If we were required to register as an investment company but failed to do so, we would be prohibited from engaging in our business, and criminal and civil actions could be brought against us. In addition, our contracts would be unenforceable unless a court were to require enforcement, and a court could appoint a receiver to take control of us and liquidate our business.

THERE ARE MANY FACTORS WHICH CAN AFFECT DISTRIBUTIONS TO STOCKHOLDERS. Distributions will be based principally on cash available from our properties, real estate securities, and other investments. The

amount of cash available for distributions will be affected by many factors,

Edgar Filing: INLAND WESTERN RETAIL REAL ESTATE TRUST INC - Form POS AM

such as our ability to buy properties as offering proceeds become available, the yields on securities of other REITs which we invest in, and our operating expense levels, as well as many other variables. Actual cash available for distributions may vary substantially from estimates. We can give no assurance that we will be able to pay or maintain distributions or that distributions will increase over time. Nor can we give any assurance that rents from the properties will increase, that the securities we buy will increase in value or provide increased dividends over time, or that future acquisitions of real properties or our investments in securities will increase our cash available for distributions to stockholders. Our actual results may differ from the assumptions used by our board of directors in establishing the initial distribution rate to stockholders. Some of these factors are beyond our control, and a change in any one factor could adversely affect our ability to pay future distributions:

- If one or more tenants defaults or terminates their lease, there could be a decrease or cessation of rental payments which would mean less cash available for distributions.
- Cash available for distributions may be reduced if we are required to spend money to correct defects or to make improvements to properties.
- Cash available to make distributions may decrease if the assets we acquire have lower yields than expected.
- There may be a delay between the sale of the common stock and our purchase of real properties. During that time, we may invest in lower yielding short term instruments, which could result in a lower yield on your investment.
- Federal income tax laws require REITs to distribute at least 90% of their taxable income to stockholders. This limits the earnings which we may retain for corporate growth, such as property acquisition, development or expansion and makes us more dependent upon additional debt or equity financing than corporations which are not REITs. If we borrow more funds in the future, more of our operating cash will be needed to make debt payments and cash available for distributions may therefore decrease.
- In connection with future property acquisitions, we may issue additional shares of common stock or interests in other entities that own our properties. We cannot predict the number of shares of common stock, units or interests which we may issue, or the effect that these additional shares might have on cash available for distributions to you. If we issue additional shares, they could reduce the cash available for distributions to you.
- We make distributions to our stockholders to comply with the distribution requirements of the Internal Revenue Code and to eliminate, or at least minimize, exposure to federal income taxes and the nondeductible REIT excise tax. Differences in timing between the receipt of income and the payment of expenses and the effect of required debt payments could require us to borrow funds on a short term basis to meet the distribution requirements that are necessary to achieve the tax benefits associated with qualifying as a REIT.

OUR DERIVATIVE FINANCIAL INSTRUMENTS USED TO HEDGE AGAINST INTEREST RATE FLUCTUATIONS COULD REDUCE THE OVERALL RETURNS ON YOUR INVESTMENT. We may use derivative financial instruments to hedge exposures to changes in interest rates on loans secured by our properties. To the extent we do, we are exposed to credit risk and market risk. Credit risk is the failure of the counterparty to perform under the terms of the derivative contract. When the fair value of a derivative contract is positive, the counterparty

owes us, which creates credit risk for us. When the fair value of a derivative contract is negative, we owe the counterparty and, therefore, it does not possess credit risk.

Our hedging strategy and use of derivative financial instruments may reduce the overall returns on your investments. We have had limited experience with derivative financial instruments and so far we have recognized losses in our use of derivative financial instruments.

WE COULD ISSUE MORE SHARES IN THE FUTURE, WHICH COULD REDUCE THE MARKET PRICE OF OUR OUTSTANDING SHARES. We have the power to issue more shares of our common stock in the future. We cannot predict the effect on the market price of our outstanding common stock, if any, of future sales by us of shares of our common stock, or the availability of shares for future sales through the exercise of options granted to independent directors under our independent director stock option plan. The issuance of these additional shares, or the perception that these shares could be issued, could adversely affect the prevailing market prices, if any, for our common stock.

OUR SHARE REPURCHASE PROGRAM IS LIMITED TO 5% OF THE WEIGHTED AVERAGE NUMBER OF SHARES OF OUR STOCK OUTSTANDING DURING THE PRIOR CALENDAR YEAR AND MAY BE CHANGED OR TERMINATED BY US, THEREBY REDUCING THE POTENTIAL LIQUIDITY OF YOUR INVESTMENT. In accordance with our share repurchase program, a maximum of 5% of the weighed average number of shares of our stock outstanding during the prior calendar year may be repurchased by us. This standard limits the number of shares we can purchase. Our board also has the ability to change or terminate, at any time, our share repurchase program. If we terminate or modify our share repurchase program or if we do not have sufficient funds available to repurchase all shares that our stockholders request to repurchase, then our stockholders' ability to liquidate their shares will be diminished.

STOCKHOLDERS HAVE LIMITED CONTROL OVER CHANGES IN OUR POLICIES. Our board of directors determines our major policies, including our investment objectives, financing, growth, debt capitalization, REIT qualification and distributions. Our board of directors may amend or revise these and other policies without a vote of the stockholders. This means that stockholders will have limited control over changes in our policies.

IF WE INVEST IN JOINT VENTURES, THE OBJECTIVES OF OUR PARTNERS MAY CONFLICT WITH OUR OBJECTIVES. We may make investments in joint ventures or other partnership arrangements between us and affiliates of our sponsor or with unaffiliated third parties. Investments in joint ventures which own real properties may involve risks otherwise not present when we purchase real properties directly. For example, our co-venturer may file for bankruptcy protection, may have economic or business interests or goals which are inconsistent with our interests or goals, or may take actions contrary to our instructions, requests, policies or objectives. Among other things, actions by a co-venturer might subject real properties owned by the joint venture to liabilities greater than those contemplated by the terms of the joint venture or other adverse consequences.

IF WE SELL PROPERTIES BY PROVIDING FINANCING TO PURCHASERS, WE WILL BEAR THE RISK OF DEFAULT BY THE PURCHASER. If we decide to sell any of our properties, we will use our best efforts to sell for cash. However, we may sell our properties by providing financing to purchasers. When we provide financing to purchasers, we will bear the risk of default by the purchaser and will be subject to remedies provided by law. There are no limitations or restrictions on our ability to take purchase money obligations. We may therefore take a purchase

Edgar Filing: INLAND WESTERN RETAIL REAL ESTATE TRUST INC - Form POS AM

money obligation secured by a mortgage as part payment for the purchase price. The terms of payment to us will be affected by custom in the area where the property being sold is located and the then-prevailing economic conditions. If we receive promissory notes or other property in lieu of cash from property sales, the distribution of the proceeds of sales to our stockholders, or their reinvestment in other properties, will be delayed until the promissory notes or other property are actually paid, sold, refinanced or otherwise disposed of. In some cases, we may receive initial down payments in

18

cash and other property in the year of sale in an amount less than the selling price and subsequent payments will be spread over a number of years.

DELAYS IN ACQUISITIONS OF PROPERTIES MAY HAVE AN ADVERSE EFFECT. Delays we encounter in the selection, acquisition and development of properties could adversely affect your returns and distributions on your investment. Where we acquire properties prior to the start of construction or during the early stages of construction, it will typically take several months to complete construction and rent available space. Therefore, you could suffer delays in your distributions attributable to those particular properties. In addition, it takes a certain amount of time to locate, negotiate an acceptable purchase contract, conduct due diligence and ultimately acquire a property. If we are unable to invest our offering proceeds in income producing real properties in a timely manner, this may adversely affect the funds available for distribution.

WE MAY NOT BE ABLE TO IMMEDIATELY INVEST PROCEEDS IN REAL ESTATE, WHICH WILL HARM YOUR RETURNS. Until we invest the proceeds of this offering in real estate investments, we may invest in short-term, highly liquid or other authorized investments. Such short-term investments are not likely to earn as high a return as we expect to earn on our real estate investments, and we cannot guarantee how long it will take us to fully invest the proceeds of this offering in real estate investments. If we are unable to locate and close on real estate investments promptly, or in a manner consistent with the capital we raise, the funds available for your distributions could be reduced.

WE DEPEND ON OUR BOARD OF DIRECTORS, BUSINESS MANAGER/ADVISOR AND PROPERTY MANAGERS AND LOSING THOSE RELATIONSHIPS COULD NEGATIVELY AFFECT OUR OPERATIONS. Our board of directors has supervisory control over all aspects of our operations. Our ability to achieve our investment objectives will depend to a large extent on the board's ability to oversee, and the quality of, the management provided by the business manager/advisor, the property managers, their affiliates and employees for day-to-day operations. Therefore, we depend heavily on the ability of the business manager/advisor and its affiliates to retain the services of each of its executive officers and key employees. However, none of these individuals has an employment agreement with the business manager/advisor or its affiliates. The loss of any of these individuals could have a material adverse effect on us. These individuals include Daniel L. Goodwin, Robert H. Baum, G. Joseph Cosenza, Robert D. Parks, Thomas P. McGuinness, Roberta S. Matlin and Brenda G. Gujral.

Our business manager/advisor must reimburse us for certain operational stage expenses exceeding 15% of the gross offering proceeds. If the business manager/advisor's net worth or cash flow is not sufficient to cover these expenses, we will not be reimbursed.

THERE ARE CONFLICTS OF INTEREST BETWEEN US AND OUR AFFILIATES. Our operation and management may be influenced or affected by conflicts of interest arising out of our relationship with our affiliates. Our business manager/advisor and its affiliates are or will be engaged in other activities that will result in potential conflicts of interest with the services that the

business manager/advisor and affiliates will provide to us. Those affiliates could take actions that are more favorable to other entities than to us. The resolution of conflicts in favor of other entities could have a negative impact on our financial performance. These affiliates include Inland Retail Real Estate Trust, Inc., Inland Western Retail Real Estate Advisory Services, Inc., our business manager/advisor, Inland Real Estate Corporation, Inland Real Estate Exchange Corporation and entities to be formed by The Inland Group, Inc. Inland Real Estate Corporation is a publicly traded REIT that is self-administered and is no longer affiliated with The Inland Group. Inland Real Estate Corporation generally purchases shopping centers located in the Midwest. Inland Retail Real Estate Trust, Inc. is affiliated with The Inland Group, Inc. Inland Retail Real Estate Trust, Inc. purchases shopping centers located east of the Mississippi River. Inland Real Estate Exchange

19

Corporation is a subsidiary of Inland Real Estate Investment Corporation. Inland Real Estate Exchange Corporation provides replacement properties for people wishing to complete an IRS Section 1031 real estate exchange. Our business manager/advisor receives fees based on the book value including acquired intangibles of the properties under management. Specific conflicts of interest between us and our affiliates include:

- WE MAY ACQUIRE PROPERTIES FROM AFFILIATES OF OUR SPONSOR IN TRANSACTIONS IN WHICH THE PRICE WILL NOT BE THE RESULT OF ARM'S LENGTH NEGOTIATIONS. The prices we pay to affiliates of our sponsor for our properties will be equal to the prices paid by them, plus the costs incurred by them relating to the acquisition and financing of the properties. These prices will not be the subject of arm's length negotiations, which could mean that the acquisitions may be on terms less favorable to us than those negotiated in an arm's-length transaction. The result of these transactions could cause us to pay more for particular properties than we would have in an arm's length transaction and therefore, adversely affect our cash flow and our ability to pay your distributions.
- WE MAY PURCHASE REAL PROPERTIES FROM PERSONS WITH WHOM OUR BUSINESS MANAGER/ADVISOR OR ITS AFFILIATES HAVE PRIOR BUSINESS RELATIONSHIPS AND OUR INTERESTS IN THESE BUSINESS RELATIONSHIPS MAY BE DIFFERENT FROM THE INTERESTS OF OUR BUSINESS MANAGER/ADVISOR OR ITS AFFILIATES IN THESE BUSINESS RELATIONSHIPS. We may purchase properties from third parties who have sold properties in the past, or who may sell properties in the future, to our business manager/advisor or its affiliates. If we purchase properties from these third parties, our business manager/advisor will experience a conflict between our current interests and its interest in preserving any ongoing business relationship with these sellers. This could result in our business manager/advisor or its affiliates recommending properties that may be in the best interest of the third party seller, but not our best interest. This could adversely impact our portfolio by causing us to invest in properties that are not necessarily in our best interest.
- OUR BUSINESS MANAGER/ADVISOR AND ITS AFFILIATES RECEIVE COMMISSIONS, FEES AND OTHER COMPENSATION BASED UPON OUR INVESTMENTS AND THEREFORE OUR BUSINESS MANAGER/ADVISOR AND ITS AFFILIATES MAY RECOMMEND THAT WE MAKE INVESTMENTS IN ORDER TO INCREASE THEIR COMPENSATION. Our business manager/advisor and its affiliates receive commissions, fees and other compensation based upon our investments. They benefit by us retaining ownership of our assets and leveraging our assets, while you may be better served by sale or disposition or not leveraging the assets. In addition, our business manager/advisor's ability to receive fees and

reimbursements depends on our continued investment in properties and in other assets which generate fees. Our business manager/advisor receives fees based on the book value including acquired intangibles of the properties under management. Our property managers receive fees based on the income from properties under management. Therefore, our business manager/advisor and/or property managers may recommend that we purchase properties that generate fees for our business manager/advisor and property managers, but are not necessarily the most suitable investment for our portfolio. In addition, our affiliates, who receive fees, including our business manager/advisor, may recommend that we acquire properties, which may result in our incurring substantive amounts of indebtedness. Therefore, the interest of our business manager/advisor and its affiliates in receiving fees may conflict with our ability to earn income and may result in our incurring substantive amounts of indebtedness. The resolution of this conflict of interest may adversely impact our cash flow and our ability to pay your distributions.

- OUR BUSINESS MANAGER/ADVISOR MAY HAVE CONFLICTING FIDUCIARY OBLIGATIONS IF WE ACQUIRE PROPERTIES WITH ITS AFFILIATES. Our business manager/advisor may cause us to acquire an

20

interest in a property through a joint venture with its affiliates. In these circumstances, our business manager/advisor will have a fiduciary duty to both us and its affiliates participating in the joint venture. The resolution of this conflict of interest may cause the business manager/advisor to sacrifice our best interest in favor of the seller of the property and therefore, we may enter into a transaction that is not in our best interest. The resolution of this conflict of interest may negatively impact our financial performance.

- THERE IS COMPETITION FOR THE TIME AND SERVICES OF OUR BUSINESS MANAGER/ADVISOR AND OUR BUSINESS MANAGER/ADVISOR MAY NOT DEDICATE THE TIME NECESSARY TO MANAGER OUR BUSINESS. We rely on our business manager/advisor and its affiliates for our daily operation and the management of our assets. Our officers and other personnel of our business manager/advisor and its affiliates have conflicts in allocating their management time, services and functions among the real estate investment programs they currently service and any future real estate investment programs or other business ventures which they may organize or serve. Those personnel could take actions that are more favorable to other entities than to us. The resolution of conflicts in favor of other entities could have a negative impact on our financial performance.
- INLAND SECURITIES CORPORATION IS PARTICIPATING AS MANAGING DEALER IN THE SALE OF THE SHARES. Inland Securities Corporation is our managing dealer of this offering and is affiliated with The Inland Group. Our managing dealer is entitled to selling commissions and reimbursement for marketing and due diligence expenses. Our managing dealer may be subject to a conflict of interest arising out of its participation in this offering and its affiliation with The Inland Group in performing its "due diligence" obligations which arise under the Securities Act of 1933. The resolution of this conflict of interest could have a negative impact on our financial performance.
- WE MAY ACQUIRE THE BUSINESS OF OUR BUSINESS MANAGER/ADVISOR AND OUR PROPERTY MANAGERS WITHOUT FURTHER ACTION BY OUR STOCKHOLDERS. During the term of our agreements with our business manager/advisor and our

property managers, we have the option to acquire or consolidate the business conducted by them without any consent of our stockholders, our business manager/advisor or our property managers. We may elect to exercise this right at any time after September 15, 2008. This unfettered discretion could cause us to take action that otherwise we would not be able to do, and therefore could have a negative impact on our financial performance.

- WE DO NOT HAVE ARM'S-LENGTH AGREEMENTS, WHICH COULD CONTAIN TERMS WHICH ARE NOT IN OUR BEST INTEREST. As we have noted, our agreements and arrangements with our business manager/advisor or any of its affiliates, including those relating to compensation, are not the result of arm's length negotiations. These agreements may contain terms that our not in our best interest and would not otherwise be applicable if we entered into arm's-length agreements. See "Conflicts of Interest" for a discussion of various conflicts of interest.

WE CANNOT PREDICT THE AMOUNTS OF COMPENSATION TO BE PAID TO OUR BUSINESS MANAGER/ADVISOR AND OUR OTHER AFFILIATES. Because the fees that we will pay to our business manager/advisor and our other affiliates are based on the level of our business activity, it is not possible to predict the amounts of compensation that we will be required to pay these entities. In addition, because key employees of our affiliates are given broad discretion to determine when to consummate a transaction, we rely on these key persons to dictate the level of our business activity. Fees paid to our affiliates will reduce funds available for distribution. Because we cannot predict the amount of fees due to these affiliates, we cannot predict how precisely such fees will impact our distributions.

21

THE MANAGING DEALER HAS NOT MADE AN INDEPENDENT REVIEW OF US OR THE PROSPECTUS. The managing dealer, Inland Securities Corporation, is one of our affiliates and will not make an independent review of us or the offering. Accordingly, you do not have the benefit of an independent review of the terms of this offering. Further, the due diligence investigation of us by the managing dealer, also an affiliate, cannot be considered to be an independent review and, therefore, may not be as meaningful as a review conducted by an unaffiliated broker-dealer or investment banker. In addition, a substantial portion of the proceeds of the offering will be paid to the managing dealer for managing the offering, including cash selling commissions, a marketing allowance and a due diligence expense allowance.

OUR RIGHTS AND THE RIGHTS OF OUR STOCKHOLDERS TO TAKE ACTION AGAINST OUR DIRECTORS AND OFFICERS AND THE BUSINESS MANAGER/ADVISOR ARE LIMITED. Maryland law provides that a director has no liability in the capacity as a director if he performs his duties in good faith, in a manner he reasonably believes to be in our best interests, and with the care that an ordinarily prudent person in a like position would use under similar circumstances. Maryland law also provides that an act by a director of a Maryland corporation is presumed to satisfy the standards of the preceding sentence. Additionally, our articles of incorporation limit the liability of our directors and officers to us and to our stockholders for monetary damages to the maximum extent permitted under Maryland law. Our articles of incorporation, in the case of our directors, officers, employees and agents, and the advisory agreement, in the case of the business manager/advisor, require us to indemnify our directors, officers, employees and agents and the business manager/advisor for actions taken by them in good faith and without negligence or misconduct. Moreover, we have entered into separate indemnification agreements with each of our directors and some of our executive officers. As a result, we and our stockholders may have more limited rights against our directors, officers, employees and agents, and the business

Edgar Filing: INLAND WESTERN RETAIL REAL ESTATE TRUST INC - Form POS AM

manager/advisor than might otherwise exist under common law. In addition, we may be obligated to fund the defense costs incurred by our directors, officers, employees and agents or the business manager/advisor in some cases. See "Limitation of Liability and Indemnification of Directors, Officers and Our Business Manager/Advisor."

THE BUSINESS OF OUR BUSINESS MANAGER/ADVISOR AND OUR PROPERTY MANAGERS MAY BE ACQUIRED BY US WITHOUT FURTHER ACTION OF OUR STOCKHOLDERS. During the term of our agreements with our business manager/advisor and our property managers, we have the option to cause the business conducted by our business manager/advisor and/or our property managers (including all of their assets) to be acquired by or consolidated into us, without any consent of our stockholders, our business manager/advisor or our property managers or their respective board of directors or stockholders or shareholders in certain instances. We may elect to exercise this right as soon as any time after September 15, 2008. Our decision to exercise this right will be determined by a vote of a majority of our directors not otherwise interested in the transaction (including a majority of our independent directors). Our business manager/advisor and our property managers and/or their respective stockholders and shareholders will receive in connection with such an acquisition and in exchange for the transfer of all of the stock or assets of our business manager/advisor and/or our property managers, as the case may be, and for terminating their contractual relationships with us and the release or waiver of all their fees payable under the provisions of those contractual arrangements until their stated termination, but not paid, a determinable number of our shares. We will be obligated to pay any fees accrued under such contractual arrangements for services rendered through the closing of such acquisitions. In the event such an acquisition transaction is structured as a purchase of assets by us or a share exchange in which we are the acquiring corporation, our articles of incorporation and Maryland law will permit us to enter into and to consummate such a transaction without obtaining the approval of our stockholders. We do not presently intend to seek such stockholder approval if it is not then required by Maryland law or our articles of incorporation. Any such transaction will occur, if at all, only if our board of directors obtains a fairness opinion from a recognized financial advisor or institution providing valuation services to the effect that the consideration to be paid therefore is fair, from a financial point of view, to our stockholders. As a

22

result, our stockholders will not have a right to vote on a decision to acquire the business manager/advisor or property managers and such transaction could dilute your holdings.

YOUR PERCENTAGE OF OWNERSHIP MAY BECOME DILUTED IF WE ISSUE NEW SHARES OF STOCK. Stockholders have no rights to buy additional shares of stock in the event we issue new shares of stock, known as preemptive rights. We may issue common stock, convertible debt or preferred stock in a subsequent public offering or a private placement, upon exercise of options, or to sellers of properties we directly or indirectly acquire instead of, or in addition to, cash consideration. Investors purchasing common stock in this offering who do not participate in any future stock issues will experience dilution in the percentage of the issued and outstanding stock they own. Your investment will not be diluted as a result of any future stock issues if we sell any subsequently issued common stock for cash or property having a value of not less than \$10 per share. Options to purchase common stock to be issued to independent directors under our independent director stock option plan, and/or convertible securities, if any, likely will be exercised or converted at a time when we seek to obtain needed capital through a new offering of our securities and on terms more favorable than those provided by the offered securities. As long as options on convertible securities remain unexercised or unconverted, the terms on which

Edgar Filing: INLAND WESTERN RETAIL REAL ESTATE TRUST INC - Form POS AM

we could raise additional capital may be adversely affected, increasing the likelihood of your ownership percentage being diluted.

THERE ARE INHERENT RISKS WITH REAL ESTATE INVESTMENTS. All real property investments are subject to some degree of risk. Equity real estate investments cannot be quickly converted to cash. This limits our ability to promptly vary our portfolio in response to changing economic, financial and investment conditions. Real property investments are also subject to adverse changes in general economic conditions or local conditions which reduce the demand for rental space. Other factors also affect real estate values, including:

- possible federal, state or local regulations and controls affecting rents, prices of goods, fuel and energy consumption and prices, water and environmental restrictions;
- increasing labor and material costs; and
- the attractiveness of the property to tenants in the neighborhood.

The yields available from equity investments in real estate depend in large part on the amount of rental income earned, as well as property operating expenses and other costs we incur. If our properties do not generate revenues sufficient to meet operating expenses, we may have to borrow amounts to cover fixed costs, and our cash available for distributions may be adversely affected.

Prior investment programs of our sponsor experienced mortgage defaults and restructuring of debt. The principal real estate related adverse effects experienced by prior investment programs sponsored by The Inland Group and its affiliates were mortgage defaults and restructuring of debt.

ADVERSE ECONOMIC CONDITIONS IN OUR PRIMARY GEOGRAPHIC REGION AND IN THE MARKET FOR RETAIL SPACE COULD REDUCE OUR INCOME AND DISTRIBUTIONS TO YOU. We intend to acquire properties that will be located primarily in states west of the Mississippi River in the United States. Our properties will primarily be used as retail establishments, principally multi-tenant shopping centers. The economic performance of our properties could be affected by changes in local economic conditions. Our performance is therefore linked to economic conditions in areas where we have acquired or intend to acquire properties and in the market for retail space generally. Therefore, to the extent that there are adverse economic conditions in an area and in the market for retail space generally that impact the market rents for retail space, such conditions could result in a reduction of our income and cash available for distributions and thus affect the amount of distributions we can make to you.

23

In addition, we intend to predominantly own and operate grocery and discount anchored retail centers. To the extent that the investing public has a negative perception of the retail sector, the value of our common stock may be negatively impacted, thereby resulting in the shares trading (if at all) at a discount below the inherent value of our assets as a whole.

RISING EXPENSES COULD REDUCE CASH FLOW AND FUNDS AVAILABLE FOR FUTURE ACQUISITIONS. Our properties and any properties we buy in the future are and will be subject to operating risks common to real estate in general, any or all of which may negatively affect us. If any property is not fully occupied or if rents are being paid in an amount that is insufficient to cover operating expenses, we could be required to expend funds with respect to that property for operating expenses. The properties will be subject to increases in tax rates, utility costs, operating expenses, insurance costs, repairs and maintenance and administrative expenses.

Edgar Filing: INLAND WESTERN RETAIL REAL ESTATE TRUST INC - Form POS AM

While some of our properties may be leased on a triple-net-lease basis or require the tenants to pay a portion of such expenses, renewals of leases or future leases may not be negotiated on that basis, in which event we will have to pay those costs. If we are unable to lease properties on a triple-net-lease basis or on a basis requiring the tenants to pay all or some of such expenses, or if tenants fail to pay required tax, utility and other impositions, we could be required to pay those costs which could adversely affect funds available for future acquisitions or cash available for distributions.

IF OUR TENANTS ARE UNABLE TO MAKE RENTAL PAYMENTS, IF THEIR RENTAL PAYMENTS ARE REDUCED, OR IF THEY TERMINATE A LEASE, OUR FINANCIAL CONDITION AND ABILITY TO PAY DISTRIBUTIONS WILL BE ADVERSELY AFFECTED. We are subject to the risk that tenants, as well as lease guarantors, if any, may be unable to make their lease payments or may decline to extend a lease upon its expiration. A default by a tenant, the failure of a guarantor to fulfill its obligations or other premature termination of a lease, or a tenant's election not to extend a lease upon its expiration, could have an adverse effect on our financial condition and our ability to pay distributions.

OUR FINANCIAL CONDITION AND ABILITY TO MAKE DISTRIBUTIONS MAY BE ADVERSELY AFFECTED BY THE BANKRUPTCY OR INSOLVENCY, A DOWNTURN IN THE BUSINESS, OR A LEASE TERMINATION OF A TENANT THAT OCCUPIES A LARGE AREA OF THE RETAIL CENTER OR AN ANCHOR TENANT. Generally, any tenant occupying a large portion of the gross leasable area of a retail center, a tenant of any of the triple-net single-user properties outside the primary geographical area of investment, commonly referred to as an anchor tenant, or a tenant that is an anchor tenant at more than one retail center, may become insolvent, may suffer a downturn in business, or may decide not to renew its lease. Any of these events would result in a reduction or cessation in rental payments to us and would adversely affect our financial condition. A lease termination by an anchor tenant could result in lease terminations or reductions in rent by other tenants whose leases permit cancellation or rent reduction if an anchor tenant's lease is terminated. In certain properties where there are large tenants, other tenants may require that if certain large tenants or "shadow" tenants discontinue operations, a right of termination or reduced rent may exist. In such event, we may be unable to re-lease the vacated space. Similarly, the leases of some anchor tenants may permit the anchor tenant to transfer its lease to another retailer. The transfer to a new anchor tenant could cause customer traffic in the retail center to decrease and thereby reduce the income generated by that retail center. A transfer lease to a new anchor tenant could also allow other tenants to make reduced rental payments or to terminate their leases at the retail center. If we are unable to re-lease the vacated space to a new anchor tenant, we may incur additional expenses in order to re-model the space to be able to re-lease the space to more than one tenant.

IF A TENANT CLAIMS BANKRUPTCY, WE MAY BE UNABLE TO COLLECT BALANCES DUE UNDER RELEVANT LEASES. Any or all of the tenants, or a guarantor of a tenant's lease obligations, could be subject to a bankruptcy proceeding pursuant to Title 11 of the bankruptcy laws of the United States. Such a bankruptcy filing would bar all efforts by us to collect pre-bankruptcy debts from these entities or their properties, unless

we receive an enabling order from the bankruptcy court. Post-bankruptcy debts would be paid currently. If a lease is assumed, all pre-bankruptcy balances owing under it must be paid in full. If a lease is rejected by a tenant in bankruptcy, we would have a general unsecured claim for damages. If a lease is rejected, it is unlikely we would receive any payments from the tenant because our claim is capped at the rent reserved under the lease, without acceleration,

Edgar Filing: INLAND WESTERN RETAIL REAL ESTATE TRUST INC - Form POS AM

for the greater of one year or 15% of the remaining term of the lease, but not greater than three years, plus rent already due but unpaid. This claim could be paid only in the event funds were available, and then only in the same percentage as that realized on other unsecured claims.

A tenant or lease guarantor bankruptcy could delay efforts to collect past due balances under the relevant leases, and could ultimately preclude full collection of these sums. Such an event could cause a decrease or cessation of rental payments which would mean a reduction in our cash flow and the amount available for distributions to you. In the event of a bankruptcy, we cannot assure you that the tenant or its trustee will assume our lease. If a given lease, or guaranty of a lease, is not assumed, our cash flow and the amounts available for distributions to you may be adversely affected.

WE MAY INCUR ADDITIONAL COSTS IN ACQUIRING OR RE-LEASING RETAIL PROPERTIES. Some of the properties we may acquire may be designed or built primarily for a particular tenant or a specific type of use. If a tenant fails to renew its lease or defaults on its lease obligations, we may not be able to readily market the property to a new tenant without substantial capital improvements or remodeling, which may adversely affect our results of operation and financial condition.

OUR PROPERTIES WILL BE SUBJECT TO COMPETITION FOR TENANTS AND CUSTOMERS. We have and intend to continue to acquire properties located in developed areas. Therefore, there are and will undoubtedly be numerous other retail properties within the market area of each of our properties which will compete with our properties and which will compete with us for tenants. The number of competitive properties could have a material effect on our ability to rent space at our properties and the amount of rents charged. We could be adversely affected if additional competitive properties are built in locations competitive with our properties, causing increased competition for customer traffic and creditworthy tenants. This could result in decreased cash flow from tenants and may require us to make capital improvements to properties which we would not have otherwise made, thus affecting cash available for distributions, and the amount available for distributions to you.

OUR PROPERTIES WILL FACE COMPETITION WHICH MAY AFFECT TENANTS' ABILITY TO PAY RENT AND THE AMOUNT OF RENT PAID TO US AND IN TURN AFFECT THE CASH AVAILABLE FOR DISTRIBUTIONS AND THE AMOUNT OF DISTRIBUTIONS. Each of our properties will be subject to competition from similar retail centers within their respective market areas. Other retail centers within the market area of our properties will compete with our properties for customers affecting their cash flows and thus affecting their ability to pay rent. In addition, some of our tenant rent payments may be based on the amount of sales revenue generated by them. If these tenants experience competition, the amount of their rent may decrease and our cash flow will decrease.

WE MAY BE RESTRICTED FROM RE-LEASING SPACE. In many cases, tenant leases will contain provisions giving the tenant the exclusive right to sell particular types of merchandise or provide specific types of services within the particular retail center, or limit the ability of other tenants to sell such merchandise or provide such services. When re-leasing space after a vacancy is required, these provisions may limit the number and types of prospective tenants for the vacant space. The failure to re-lease or to re-lease on satisfactory terms could result in a reduction of net income, funds from operations and cash available for distributions and thus affect the amount of distributions to you.

WE MAY BE UNABLE TO SELL A PROPERTY IF OR WHEN WE DECIDE TO DO SO. The real estate market is affected by many factors, such as general economic conditions, availability of financing, interest rates and

other factors, including supply and demand, that are beyond our control. We cannot predict whether we will be able to sell any property for the price or on the terms set by us, or whether any price or other terms offered by a prospective purchaser would be acceptable to us. We cannot predict the length of time needed to find a willing purchaser and to close the sale of a property.

We may be required to expend funds to correct defects or to make improvements before a property can be sold. We cannot assure you that we will have funds available to correct such defects or to make such improvements.

In acquiring a property, we may agree to restrictions that prohibit the sale of that property for a period of time or impose other restrictions, such as a limitation on the amount of debt that can be placed or repaid on that property. These provisions would restrict our ability to sell a property.

IF WE SUFFER LOSSES THAT ARE NOT COVERED BY INSURANCE OR THAT ARE IN EXCESS OF INSURANCE COVERAGE, WE COULD LOSE INVESTED CAPITAL AND ANTICIPATED PROFITS. Each tenant is responsible for insuring its goods and premises and, in some circumstances, may be required to reimburse us for a share of the cost of acquiring comprehensive insurance for the property, including casualty, liability, fire and extended coverage customarily obtained for similar properties in amounts which our business manager/advisor determines are sufficient to cover reasonably foreseeable losses. Tenants of single-user properties leased on a triple-net-lease basis typically are required to pay all insurance costs associated with those properties. Material losses may occur in excess of insurance proceeds with respect to any property as insurance may not have sufficient resources to fund the losses. However, there are types of losses, generally of a catastrophic nature, such as losses due to wars, acts of terrorism, earthquakes, floods, hurricanes, pollution or environmental matters, which are either uninsurable or not economically insurable, or may be insured subject to limitations, such as large deductibles or copayments. Insurance risks associated with potential terrorism acts could sharply increase the premium we pay for coverage against property and casualty claims. Additionally, mortgage lenders in some cases have begun to insist that specific coverage against terrorism be purchased by commercial property owners as a condition for providing mortgage loans. It is uncertain whether such insurance policies will be available, or available at reasonable cost, which could inhibit our ability to finance or refinance our potential properties. In such instances, we may be required to provide other financial support, either through financial assurances or self-insurance, to cover potential losses. We cannot assure you that will have adequate coverage for such losses. The Terrorism Risk Insurance Act of 2002 is designed for a sharing of terrorism losses between insurance companies and the federal government. We cannot be certain how this act will impact us or what additional cost to us, if any, could result. If such an event occurred to, or caused the destruction of, one or more of our properties, we could lose both our invested capital and anticipated profits from such property.

TERRORIST ATTACKS, SUCH AS THE ATTACKS THAT OCCURRED IN NEW YORK AND WASHINGTON, D.C. ON SEPTEMBER 11, 2001, AND OTHER ACTS OF VIOLENCE OR WAR MAY AFFECT THE MARKETS IN WHICH WE OPERATE, OUR OPERATIONS AND OUR PROFITABILITY. Terrorist attacks may negatively affect our operations and your investment in our common shares. We cannot assure you that there will not be further terrorist attacks against the United States or United States businesses. Properties we may acquire may be located in areas that may be susceptible to attack, which may make these properties more likely to be viewed as terrorist targets than similar, less recognizable properties. These attacks or armed conflicts may directly impact the value of our properties through damage, destruction, loss or increased security costs. We may obtain terrorism insurance as required by our lenders. The terrorism insurance that we obtain may not be sufficient to cover loss for damages to our properties as a result of terrorist attacks. In

addition, certain losses resulting from these types of events are uninsurable and others would not be covered by our current terrorism insurance. Additional terrorism insurance may not be available at a reasonable price or at all.

26

The United States' armed conflict in Iraq and continued efforts against terrorism could have a further impact on our tenants. The consequences of any armed conflict and efforts against terrorism are unpredictable, and we may not be able to foresee events that could have an adverse effect on our business or your investment.

More generally, any of these events could result in increased volatility in or damage to the United States and worldwide financial markets and economy. They also could result in an economic uncertainty in the United States or abroad. Our revenues will be dependent upon payment of rent by retailers, which may be particularly vulnerable to uncertainty in the local economy. Adverse economic conditions could affect the ability of our tenants to pay rent, which could have a material adverse effect on our operating results and financial condition, as well as our ability to pay distributions to stockholders.

REAL ESTATE RELATED TAXES MAY INCREASE AND IF THESE INCREASES ARE NOT PASSED ON TO TENANTS, OUR INCOME WILL BE REDUCED. Some local real property tax assessors may seek to reassess some of our properties as a result of our acquisition of the property. Generally, from time to time our property taxes increase as property values or assessment rates change or for other reasons deemed relevant by the assessors. An increase in the assessed valuation of a property for real estate tax purposes will result in an increase in the related real estate taxes on that property. Although some tenant leases may permit us to pass through such tax increases to the tenants for payment, there is no assurance that renewal leases or future leases will be negotiated on the same basis. Increases not passed through to tenants will adversely affect our income, cash available for distributions, and the amount of distributions to you.

REVENUE FROM OUR PROPERTIES DEPENDS ON THE AMOUNT OF OUR TENANTS' RETAIL REVENUE, MAKING US VULNERABLE TO GENERAL ECONOMIC DOWNTURNS AND OTHER CONDITIONS AFFECTING THE RETAIL INDUSTRY. Some of our leases may provide for base rent plus contractual base rent increases. Some of our leases may also include a percentage rent clause for additional rent above the base amount based upon a specified percentage of the sales our tenants generate.

Under those leases which contain percentage rent clauses, our revenue from tenants may increase as the sales of our tenants increase. Generally, retailers face declining revenues during downturns in the economy. As a result, the portion of our revenue which we derive from percentage rent leases could decline upon a general economic downturn.

THE COSTS OF COMPLIANCE WITH ENVIRONMENTAL LAWS AND OTHER GOVERNMENTAL LAWS AND REGULATIONS MAY ADVERSELY AFFECT OUR INCOME AND THE CASH AVAILABLE FOR ANY DISTRIBUTIONS. All real property and the operations conducted on real property are subject to federal, state and local laws and regulations relating to environmental protection and human health and safety. These laws and regulations generally govern wastewater discharges, air emissions, the operation and removal of underground and above-ground storage tanks, the use, storage, treatment, transportation and disposal of solid and hazardous materials, and the remediation of contamination associated with disposals. Some of these laws and regulations may impose joint and several liability on tenants, owners or operators for the costs of investigation or remediation of contaminated properties, regardless of fault or the legality of the original disposal. Under various federal, state and local laws, ordinances and regulations, a current or previous owner, developer or operator of real estate may be liable for the costs

Edgar Filing: INLAND WESTERN RETAIL REAL ESTATE TRUST INC - Form POS AM

of removal or remediation of hazardous or toxic substances at, on, under, or in its property. The costs of removal or remediation could be substantial. In addition, the presence of such substances, or the failure to properly remediate such substances, may adversely affect our ability to sell or rent such property or to use such property as collateral for future borrowing.

Some of these laws and regulations have been amended so as to require compliance with new or more stringent standards as of future dates. Compliance with new or more stringent laws or regulations, stricter interpretation of existing laws or the future discovery of environmental contamination may require

27

material expenditures by us. We cannot assure that future laws, ordinances or regulations will not impose any material environmental liability, or that the current environmental condition of our properties will not be affected by the operations of the tenants, by the existing condition of the land, by operations in the vicinity of the properties, such as the presence of underground storage tanks, or by the activities of unrelated third parties.

These laws typically allow liens to be placed on the affected property. In addition, there are various local, state and federal fire, health, life-safety and similar regulations which we may be required to comply with, and be subject to liability in the form of fines or damages for noncompliance.

State and federal laws in this area are constantly evolving, and we intend to monitor these laws and take commercially reasonable steps to protect ourselves from the impact of these laws, including obtaining environmental assessments of each property acquired. We cannot assure that such assessments will reveal all environmental liabilities or that a prior owner of a property did not create a material environmental condition not known to us. We cannot predict what other environmental legislation or regulations will be enacted in the future, how existing or future laws or regulations will be administered or interpreted, or what environmental conditions may be found to exist in the future. We cannot assure that our business, assets, results of operations, liquidity or financial condition will not be adversely affected by these laws, which may adversely affect cash available for distributions, and the amount of distributions to you.

OUR COSTS ASSOCIATED WITH COMPLYING WITH THE AMERICANS WITH DISABILITIES ACT MAY AFFECT CASH AVAILABLE FOR DISTRIBUTIONS. Our properties will be subject to the Americans with Disabilities Act of 1990. Under the Disabilities Act, all places of public accommodation are required to comply with federal requirements related to access and use by disabled persons. The Disabilities Act has separate compliance requirements for "public accommodations" and "commercial facilities" that generally requires that buildings and services, including restaurants and retail stores, be made accessible and available to people with disabilities. The Disabilities Act's requirements could require removal of access barriers and could result in the imposition of injunctive relief, monetary penalties, or, in some cases, an award of damages. We will attempt to acquire properties which comply with the Disabilities Act or place the burden on the seller or other third party, such as a tenant, to ensure compliance with the Disabilities Act. However, we cannot assure that we will be able to acquire properties or allocate responsibilities in this manner. If we cannot, our funds used for Disabilities Act compliance may affect cash available for distributions and the amount of distributions to you.

IF A SALE OR LEASEBACK TRANSACTION IS RECHARACTERIZED, OUR FINANCIAL CONDITION COULD BE ADVERSELY AFFECTED. We may enter into sale and leaseback transactions, where we would purchase a property and then lease the same property back to the person from whom we purchased it. In the event of the

bankruptcy of a tenant, a transaction structured as a sale and leaseback may be recharacterized as either a financing or a joint venture, either of which outcomes could adversely affect our business.

If the sale and leaseback were recharacterized as a financing, we might not be considered the owner of the property, and as a result would have the status of a creditor in relation to the tenant. In that event, we would no longer have the right to sell or encumber our ownership interest in the property. Instead, we would have a claim against the tenant for the amounts owed under the lease, with the claim arguably secured by the property. The tenant/debtor might have the ability to propose a plan restructuring the term, interest rate and amortization schedule of its outstanding balance. If confirmed by the bankruptcy court, we could be bound by the new terms, and prevented from foreclosing our lien on the property. These outcomes could adversely affect our cash flow and the amount available for distributions to you.

28

If the sale and leaseback were recharacterized as a joint venture, we and our lessee could be treated as co-venturers with regard to the property. As a result, we could be held liable, under some circumstances, for debts incurred by the lessee relating to the property. The imposition of liability on us could adversely affect our cash flow and the amount available for distributions to our stockholders.

WE MAY INCUR ADDITIONAL COSTS IN ACQUIRING NEWLY CONSTRUCTED PROPERTIES WHICH MAY ADVERSELY AFFECT CASH AVAILABLE FOR DISTRIBUTIONS TO YOU. We have and intend to continue to primarily acquire existing or newly constructed properties. We may purchase properties that are subject to completion of construction and development. The builder's failure to perform may result in tenants terminating leases. These actions may increase our costs or necessitate legal action by us to rescind our purchase of a property, to compel performance, or to sue for damages. Any such legal action may result in increased costs to us.

OUR INVESTMENTS IN UNIMPROVED REAL PROPERTY MAY RESULT IN ADDITIONAL COST TO US TO COMPLY WITH RE-ZONING RESTRICTIONS OR ENVIRONMENTAL REGULATIONS. We may invest up to 10% of our assets in unimproved real property. Investments in unimproved properties are subject to the risks of real estate investments in general. They are also subject to risks and uncertainties associated with re-zoning the land for higher use or development and environmental concerns of governmental entities and/or community groups. We do not intend to invest in any unimproved property which is not intended to be developed.

CONSTRUCTION AND DEVELOPMENT ACTIVITIES WILL EXPOSE US TO RISKS SUCH AS COST OVERRUNS, CARRYING COSTS OF PROJECTS UNDER CONSTRUCTION OR DEVELOPMENT, AVAILABILITY AND COSTS OF MATERIALS AND LABOR, WEATHER CONDITIONS AND GOVERNMENT REGULATION. Should we elect to engage in construction and development activities, in accordance with current pronouncements of the Internal Revenue Service, we intend to have our employees only perform oversight and review functions. These functions may include selecting sites, reviewing construction and tenant improvement design proposals, negotiating and contracting for feasibility studies, supervising compliance with local, state or federal laws and regulations, negotiating contracts, oversight of construction, accounting and obtaining financing. We will retain an independent general contractor to perform the actual physical construction work on tenant improvements or the installation of heating, ventilation and air conditioning systems. These activities will expose us to risks inherent in construction and development, including cost overruns, carrying costs of projects under construction or development, availability and costs of materials and labor, adverse weather conditions and governmental regulation.

Edgar Filing: INLAND WESTERN RETAIL REAL ESTATE TRUST INC - Form POS AM

WE MAY ACQUIRE OR FINANCE PROPERTIES WITH LOCK-OUT PROVISIONS WHICH MAY PROHIBIT US FROM SELLING A PROPERTY, OR MAY REQUIRE US TO MAINTAIN SPECIFIED DEBT LEVELS FOR A PERIOD OF YEARS ON SOME PROPERTIES. Lock out provisions could materially restrict us from selling or otherwise disposing of or refinancing properties. These provisions would affect our ability to turn our investments into cash and thus affect cash available for distributions to you. Lock out provisions may prohibit us from reducing the outstanding indebtedness with respect to any properties, refinancing such indebtedness on a nonrecourse basis at maturity, or increasing the amount of indebtedness with respect to such properties.

Lock out provisions could impair our ability to take actions during the lock-out period that would otherwise be in the best interests of our stockholders and, therefore, may have an adverse impact on the value of the shares, relative to the value that would result if the lock-out provisions did not exist. In particular, lock out provisions could preclude us from participating in major transactions that could result in a disposition of our assets or a change in control even though that disposition or change in control might be in the best interests of our stockholders.

YOUR INVESTMENT HAS VARIOUS FEDERAL INCOME TAX RISKS. Although the provisions of the Internal Revenue Code relevant to your investment are generally described in the section of the prospectus titled "Federal Income Tax Considerations," we strongly urge you to consult your own tax advisor concerning

29

the effects of federal, state and local income tax law on an investment and on your individual tax situation.

IF WE FAIL TO MAINTAIN OUR REIT STATUS, OUR DIVIDENDS WILL NOT BE DEDUCTIBLE TO US AND OUR INCOME WILL BE SUBJECT TO TAXATION. We have qualified as a REIT under the Internal Revenue Code of 1986, as amended, which affords us significant tax advantages. The requirements for this qualification, however, are complex. If we fail to continue to meet these requirements, our dividends will not be deductible to us and we will have to pay a corporate level tax on our income. This would substantially reduce our cash available to pay distributions and your yield on your investment. In addition, tax liability might cause us to borrow funds, liquidate some of our investments or take other steps which could negatively affect our operating results. Moreover, if our REIT status is terminated because of our failure to meet a technical REIT test, we would be disqualified from electing treatment as a REIT for the four taxable years following the year in which REIT status is lost.

YOU MAY HAVE TAX LIABILITY ON DISTRIBUTIONS YOU ELECT TO REINVEST IN COMMON STOCK. If you participate in our distribution reinvestment program, you will be deemed to have received, and for income tax purposes will be taxed on, the amount reinvested in common stock. As a result, unless you are a tax-exempt entity, you may have to use funds from other sources to pay your tax liability on the value of the common stock received.

THE OPINION OF DUANE MORRIS LLP REGARDING OUR STATUS AS A REIT DOES NOT GUARANTEE OUR ABILITY TO REMAIN A REIT. Our legal counsel, Duane Morris LLP, has rendered its opinion that we qualify as a REIT, based upon our representations as to the manner in which are owned, invest in assets, and operate, among other things. Our qualification as a REIT depends upon our ability to meet, through investments, actual operating results, distributions, and satisfaction of specific stockholder rules, the various tests imposed by the Internal Revenue Code. Duane Morris LLP will not review these operating results or compliance with the qualification standards. This means that we cannot assure

Edgar Filing: INLAND WESTERN RETAIL REAL ESTATE TRUST INC - Form POS AM

you that we will satisfy the REIT requirements in the future. Also, this opinion represents Duane Morris LLP's legal judgment based on the law in effect as of the date of this prospectus and is not binding on the Internal Revenue Service, and could be subject to modification or withdrawal based on future legislative, judicial or administrative changes to the federal income tax laws, any of which could be applied retroactively.

EVEN REITS ARE SUBJECT TO FEDERAL AND STATE INCOME TAXES. Even if we qualify and maintain our status as a REIT, we may become subject to federal income taxes and related state taxes. For example, if we have net income from a "prohibited transaction," such income will be subject to a 100% tax. We may not be able to make sufficient distributions to avoid excise taxes applicable to REITs. We may also decide to retain income we earn from the sale or other disposition of our property and pay income tax directly on such income. In that event, our stockholders would be treated as if they earned that income and paid the tax on it directly. However, stockholders that are tax-exempt, such as charities or qualified pension plans, would have no benefit from their deemed payment of such tax liability. In addition, we may also be subject to state and local taxes on our income or property, either directly or at the level of the operating partnership or at the level of the other companies through which we indirectly own our assets. We cannot assure you that we will be able to continue to satisfy the REIT requirements.

IN VIEW OF THE COMPLEXITY OF THE TAX ASPECTS OF THE OFFERING, PARTICULARLY IN LIGHT OF THE FACT THAT SOME OF THE TAX ASPECTS OF THE OFFERING WILL NOT BE THE SAME FOR ALL INVESTORS, PROSPECTIVE INVESTORS ARE STRONGLY ADVISED TO CONSULT THEIR TAX ADVISORS WITH SPECIFIC REFERENCE TO THEIR OWN TAX SITUATION PRIOR TO AN INVESTMENT IN SHARES OF OUR COMMON STOCK.

AN INVESTMENT IN OUR COMMON STOCK MAY NOT BE SUITABLE FOR EVERY EMPLOYEE BENEFIT PLAN. When considering an investment in our common stock, an individual with investment discretion over assets of any pension plan, profit-sharing plan, retirement plan, IRA or other employee benefit plan

30

covered by ERISA should consider whether the investment satisfies the fiduciary requirements of ERISA and other applicable laws. In particular, attention should be paid to the diversification requirements of Section 404(a)(1)(C) of ERISA in light of all the facts and circumstances, including the portion of the plan's portfolio of which the investment will be a part. All plan investors should also consider whether the investment is prudent and meets plan liquidity requirements as there may be only a limited market in which to sell or otherwise dispose of our common stock, and whether the investment is permissible under the plan's governing instrument. We have not, and will not, evaluate whether an investment in our common stock is suitable for any particular plan. Rather, we will accept entities as stockholders if an entity otherwise meets the suitability standards.

THE ANNUAL STATEMENT OF VALUE THAT WE WILL BE SENDING TO STOCKHOLDERS SUBJECT TO ERISA AND TO CERTAIN OTHER PLAN STOCKHOLDERS IS ONLY AN ESTIMATE AND MAY NOT REFLECT THE ACTUAL VALUE OF OUR SHARES. The annual statement of value will report the value of each common stock based as of the close of our fiscal year. No independent appraisals will be obtained and the value will be based upon an estimated amount we determine would be received if our properties and other assets were sold as of the close of our fiscal year and if such proceeds, together with our other funds, were distributed pursuant to a liquidation. However, the net asset value of each share of common stock will be deemed to be \$10 during this offering and for the first three years following the termination of this offering. Because this is only an estimate, we may subsequently revise any annual valuation that is provided. We cannot assure that:

- a value included in the annual statement could actually be realized by us or by our stockholders upon liquidation;
- stockholders could realize that value if they were to attempt to sell their common stock; or
- an annual statement of value would comply with any reporting and disclosure or annual valuation requirements under ERISA or other applicable law. We will stop providing annual statements of value if the common stock becomes listed for trading on a national stock exchange or included for quotation on a national market system.

31

CAUTIONING NOTE REGARDING FORWARD-LOOKING STATEMENTS

This prospectus includes forward-looking statements that reflect management's expectations and projections about our future results, performance, prospects and opportunities. We have attempted to identify these forward-looking statements by using words such as "may," "will," "expects," "anticipates," "believes," "intends," "expects," "estimates," "could" or similar expressions. These forward-looking statements are based on information currently available to us and are subject to a number of known and unknown risks, uncertainties and other factors which may cause our actual results, performance or achievements to be materially different from any future results, performance or achievements expressed or implied by these forward-looking statements. These factors include, among other things, and are detailed on the previous pages:

- our common stock is not currently listed or traded on an exchange and cannot be readily sold;
- although we anticipate that aggregate borrowings will not exceed 55% of the combined fair market value of our properties, our charter imposes a limitation on our borrowings of less than 300% of net assets and there are risks associated with a high amount of leverage;
- we have no ownership in our business manager/advisor and the business manager/advisor is owned by our sponsor or their affiliates;
- our business manager/advisor and its affiliates will receive substantial fees, including participation in proceeds from the sales, refinancing or liquidation of our assets;
- our business manager/advisor, property managers and two of our directors are subject to conflicts of interest as a result of their affiliation with The Inland Group, including conflicts of interest relating to:
 - the negotiation of the terms of the advisor and property management agreements;
 - the allocation of their time between us and their other business ventures;
 - decisions whether to acquire and dispose of properties
 - the purchase and sale of properties to or from the business manager/advisor and our affiliates; and
 - the allocation of investment opportunities between us and their other business ventures.

- we may make distributions that include a return of principal for federal tax purposes;
- there are limits on ownership, transferability and redemption of shares;
- our investment policies and strategies may be changed without stockholder consent;
- our investments may lack geographic diversification; and
- risks that incentive structure of fees payable to our business manager/advisor and its affiliates may encourage our business manager/advisor to make investments that have greater risks to generate higher fees.

32

You should not place undue reliance on any forward-looking statements. Except as otherwise required by federal securities laws, we undertake no obligation to publicly update or revise any forward-looking statements, whether as a result of new information, future events, changed circumstances or any other reason after the date of this prospectus.

33

HOW WE OPERATE

We operate as a REIT for federal and state income tax purposes. Our sponsor is Inland Real Estate Investment Corporation. Our sponsor was instrumental in our organization.

We contract with Inland Western Retail Real Estate Advisory Services, Inc. for its services as our business manager/advisor. Our business manager/advisor has the responsibility for our day-to-day operations and the management of our assets.

In addition to the services of our business manager/advisor, we contract with Inland US Management LLC, Inland Southwest Management LLC and Inland Pacific Management LLC for their services as our property managers. Inland US Management LLC, Inland Southwest Management LLC and Inland Pacific Management LLC provide the day-to-day property management services for all of our properties.

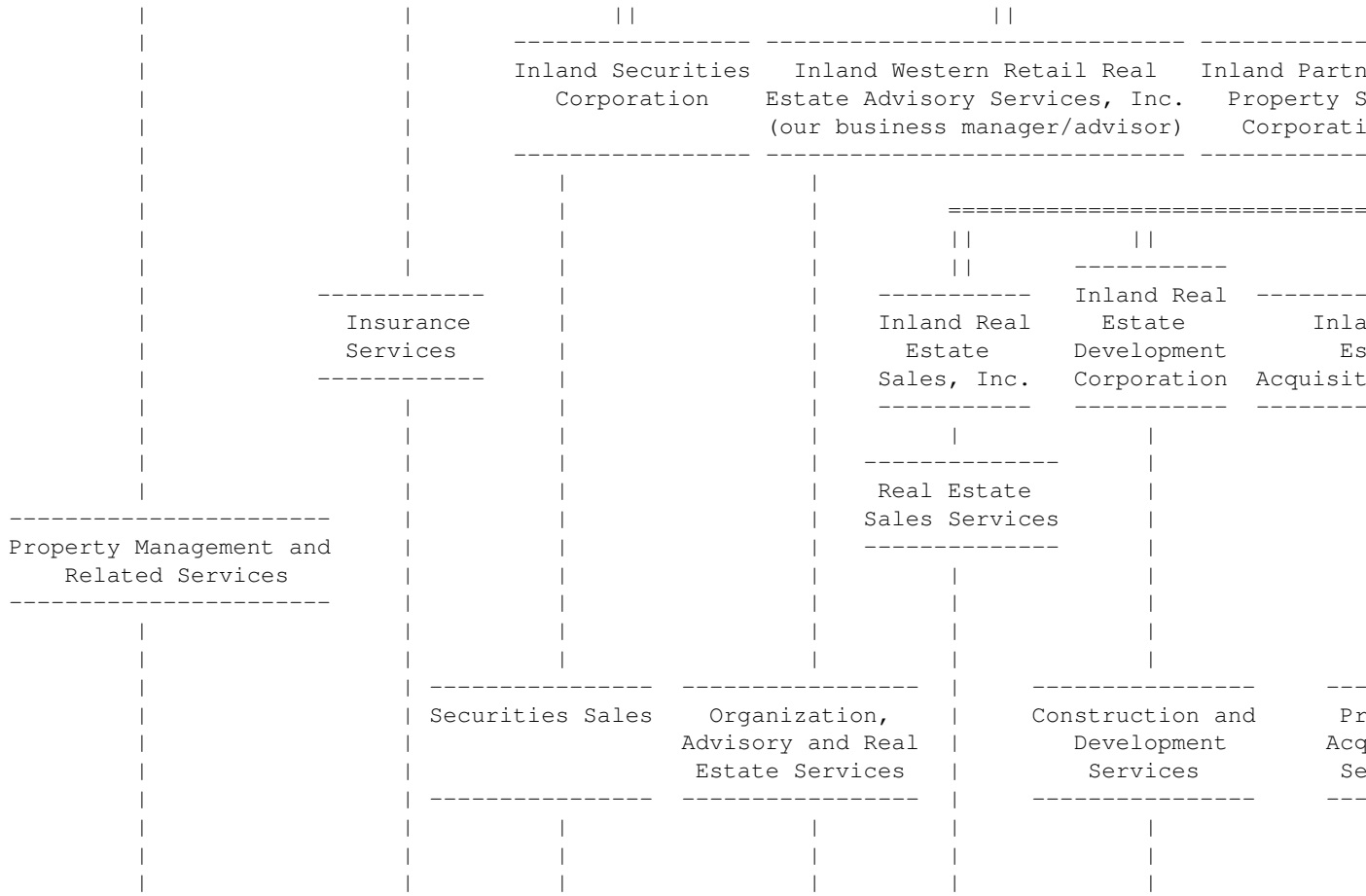
Our sponsor, Inland Real Estate Investment Corporation, is owned by The Inland Group, Inc. Our business manager/advisor Inland Western Retail Real Estate Advisory Services, Inc., is owned by our sponsor, and thus is indirectly controlled by The Inland Group. In addition, our property managers, Inland US Management LLC, Inland Southwest Management LLC and Inland Pacific Management LLC, are owned by individuals who are affiliates of the Inland Group.

The Inland Group, together with its subsidiaries and affiliates, is a fully-integrated group of legally and financially separate companies that have been engaged in diverse facets of real estate for over 35 years providing the following and other related services:

Property management

Leasing

Edgar Filing: INLAND WESTERN RETAIL REAL ESTATE TRUST INC - Form POS AM



Inland Western Retail Real Estate Trust, Inc.
We are principally owned by public investors. Ownership is represented by shares

Solid lines indicate 100% ownership. Broken lines indicate service.

* The four indicated individuals control The Inland Group, Inc. and own substantially all of its stock.

CONFLICTS OF INTEREST

We are subject to conflicts of interest arising out of our relationship with our sponsor, our business manager/advisor and their affiliates. All of our agreements and arrangements with our business manager/advisor and its affiliates, including those relating to compensation, are not the result of arm's length negotiations. Some of the conflicts inherent in our transactions with our business manager/advisor and its affiliates, and the limitations on our business manager/advisor adopted to address these conflicts, are described below. Our business manager/advisor and its affiliates will try to balance our interests with their own. However, to the extent that our business manager/advisor or its affiliates take actions that are more favorable to other entities than to us, these actions could have a negative impact on our financial performance and, consequently, on distributions to you and the value of our stock. In addition, our directors and officers and security holders may engage for their own account in business activities of the types conducted or to be

Edgar Filing: INLAND WESTERN RETAIL REAL ESTATE TRUST INC - Form POS AM

conducted by us and our subsidiaries.

THERE MAY BE CONFLICTING INVESTMENT OPPORTUNITIES AMONG AFFILIATES OF OUR BUSINESS MANAGER/ADVISOR AND THE INLAND GROUP. Affiliates of our business manager/advisor and The Inland Group have sponsored multiple previous investment programs. Our sponsor may also sponsor other programs which may have investment objectives similar to ours. Therefore, our sponsor, our business manager/advisor and their affiliates could face conflicts of interest in determining which investment programs will have the first opportunity to acquire real properties and other assets as they become available.

In order to address this situation, we have an agreement with our business manager/advisor, some of its affiliates, and Inland Retail Real Estate Trust, Inc., another REIT sponsored by our sponsor. This agreement gives us the right to purchase property in our primary geographic area of investment, which includes the states west of the Mississippi River, placed under contract by our business manager/advisor or any of its affiliates, if we are able to close the purchase within 60 days. Similarly, Inland Retail Real Estate Trust, Inc. has the first opportunity to purchase properties in its primary geographical area of investment, which is located in states east of the Mississippi.

IN THE SITUATION INVOLVING SINGLE USER NET LEASED RETAIL PROPERTY LOCATED ANYWHERE WITHIN THE UNITED STATES, AND BOTH OF US HAVE FUNDS AVAILABLE TO MAKE THE PURCHASE, THE PROSPECTIVE PROPERTY WILL FIRST BE OFFERED TO INLAND RETAIL REAL ESTATE TRUST, INC. IF INLAND RETAIL REAL ESTATE TRUST, INC. DOES NOT PURCHASE THE PROSPECTIVE PROPERTY, IT WILL THEN BE OFFERED TO US.

Factors which may be considered in connection with evaluating the suitability of the prospective property or other asset for investment by a particular investment program include:

- the effect of the acquisition on the diversification of each program's portfolio;
- the amount of funds available for investment;
- cash flow; and
- the estimated income tax effects of the purchase and subsequent disposition.

We currently focus on purchase of properties in the states west of the Mississippi River which is outside Inland Retail Real Estate Trust Inc.'s primary geographic area of investment. We have acquired and will continue to acquire properties east of the Mississippi River. However, if any conflicts do arise, they will be resolved as provided in the agreement with our business manager/advisor discussed above.

36

All actions taken by our business manager/advisor or its affiliates which present potential conflicts with us will be APPROVED BY A MAJORITY OF OUR INDEPENDENT DIRECTORS.

WE MAY ACQUIRE PROPERTIES FROM AFFILIATES OF OUR SPONSOR. The prices we pay to affiliates of our sponsor for these properties will be equal to the prices paid by them, plus the costs incurred by them relating to the acquisition and financing of the properties. These prices will not be the subject of arm's length negotiations, which could mean that the acquisitions may be on terms less favorable to us than those negotiated in an arm's-length transaction. However, our articles of incorporation provide that the purchase price of any property

Edgar Filing: INLAND WESTERN RETAIL REAL ESTATE TRUST INC - Form POS AM

acquired from an affiliate may not exceed its fair market value as determined by a competent independent appraiser. In addition, the price must be approved by a majority of our directors who have no financial interest in the transaction. If the price to us exceeds the cost paid by our affiliate, there must be substantial justification for the excess cost.

WE MAY PURCHASE REAL PROPERTIES FROM PERSONS WITH WHOM AFFILIATES OF OUR BUSINESS MANAGER/ADVISOR HAVE PRIOR BUSINESS RELATIONSHIPS. We may purchase properties from third parties who have sold properties in the past, or who may sell properties in the future, to our business manager/advisor or its affiliates. If we purchase properties from these third parties, our business manager/advisor will experience a conflict between our current interests and its interest in preserving any ongoing business relationship with these sellers. Nevertheless, our business manager/advisor has a fiduciary obligation to us.

PROPERTY MANAGEMENT SERVICES ARE BEING PROVIDED BY COMPANIES OWNED PRINCIPALLY BY AFFILIATES OF THE INLAND GROUP. Our property managers, which are owned principally by individuals who are our affiliates, provide property management services to us pursuant to management services agreements which we can terminate only in the event of gross negligence or willful misconduct on the part of the property managers. However, our property management services agreements provide that we pay our property managers a monthly management fee of no greater than 90% of the fee which would be payable to an unrelated third party providing such services. In addition, the business manager/advisor and the property managers believe that the property managers have sufficient personnel and other required resources to discharge all responsibilities to us.

OUR BUSINESS MANAGER/ADVISOR AND ITS AFFILIATES RECEIVE COMMISSIONS, FEES AND OTHER COMPENSATION BASED UPON OUR INVESTMENTS. We believe that the compensation we will pay to our business manager/advisor and its affiliates is no more than what we would pay for similar services performed by independent firms. Some compensation is payable whether or not there is cash available to make distributions to our stockholders. To the extent this occurs, our business manager/advisor and its affiliates benefit from us retaining ownership of our assets and leveraging our assets, while our stockholders may be better served by sale or disposition or not leveraging the assets. In addition, the business manager/advisor's ability to receive fees and reimbursements depends on our continued investment in properties and in other assets which generate fees. Our business manager/advisor receives fees based on the book value including acquired intangibles of the properties under management. Our property managers receive fees based on the income from properties under management. Therefore, our business manager/advisor and/or property managers may recommend that we purchase properties that generate fees for our business manager/advisor and property managers, but are not necessarily the most suitable investment for our portfolio. In addition, our affiliates, who receive fees, including our business manager/advisor, may recommend that we acquire properties, which may result in our incurring substantive amounts of indebtedness. Therefore, the interest of the business manager/advisor and its affiliates in receiving fees may conflict with the interest of our stockholders in earning income on their investment in our common stock. Our business manager/advisor and its affiliates recognize that they have a fiduciary duty to us and our stockholders, and have represented to us that their actions and decisions will be made in the manner most favorable to us and our stockholders.

While we will not make loans to our business manager/advisor or its affiliates, we may borrow money from them for various purposes, including funding working capital requirements. If we do, the terms, such as the interest rate, security, fees and other charges, will be at least as favorable to us as those which would be charged by unaffiliated lending institutions in the same

Edgar Filing: INLAND WESTERN RETAIL REAL ESTATE TRUST INC - Form POS AM

locality on comparable loans. Any money borrowed from an affiliate of The Inland Group is expected to be repaid within 180 days.

Our business manager/advisor and its affiliates may do business with others who do business with us, although presently there are no instances of this. However, our business manager/advisor or its affiliates may not receive rebates or participate in any reciprocal business arrangements which would have the effect of circumventing our agreement with our business manager/advisor.

OUR BUSINESS MANAGER/ADVISOR MAY HAVE CONFLICTING FIDUCIARY OBLIGATIONS IF WE ACQUIRE PROPERTIES WITH ITS AFFILIATES. Our business manager/advisor may cause us to acquire an interest in a property through a joint venture with its affiliates. In these circumstances, our business manager/advisor will have a fiduciary duty to both us and its affiliates participating in the joint venture. In order to minimize the conflict between these fiduciary duties, the advisory agreement provides guidelines for investments in joint ventures with affiliates. In addition, our articles of incorporation require a majority of our disinterested directors to determine that the transaction is fair and reasonable to us and is on terms and conditions no less favorable than from unaffiliated third parties entering into the venture.

THERE IS COMPETITION FOR THE TIME AND SERVICES OF OUR BUSINESS MANAGER/ADVISOR. We rely on our business manager/advisor and its affiliates for our daily operation and the management of our assets. Personnel of our business manager/advisor and its affiliates have conflicts in allocating their management time, services and functions among the real estate investment programs they currently service and any future real estate investment programs or other business ventures which they may organize or serve. Our business manager/advisor and its affiliates believe they have enough staff to perform their responsibilities in connection with all of the real estate programs and other business ventures in which they are involved.

INLAND SECURITIES CORPORATION IS PARTICIPATING AS MANAGING DEALER IN THE SALE OF THE SHARES. Inland Securities Corporation is the managing dealer of the offering and is affiliated with The Inland Group. The managing dealer is entitled to selling commissions and reimbursement for marketing and due diligence expenses. The managing dealer may be subject to a conflict of interest arising out of its participation in this offering and its affiliation with The Inland Group in performing its "due diligence" obligations which arise under the Securities Act of 1933. However, the managing dealer believes it has and will continue to properly perform these "due diligence" activities.

WE MAY ACQUIRE THE BUSINESS OF OUR BUSINESS MANAGER/ADVISOR AND OUR PROPERTY MANAGERS WITHOUT FURTHER ACTION BY OUR STOCKHOLDERS. During the term of our agreements with our business manager/advisor and our property managers, we have the option to acquire or consolidate the business conducted by them without any consent of our stockholders, our business manager/advisor or our property managers. We may elect to exercise this right at any time after September 15, 2008. Before this date, we need the consent of the business manager/advisor and the property managers to exercise this right. Our decision to exercise this right will be determined by a vote of a majority of our disinterested directors. Our business manager/advisor and our property managers and their shareholders will receive shares of our common stock in the acquisition. The transaction will occur, if at all, only if the board of directors obtains a fairness opinion from a recognized financial valuation service provider to the effect that the consideration to be paid is fair, from a financial point of view, to our stockholders. We will be obligated to pay any fees accrued under any contractual arrangements we have with the business manager/advisor and/or the property managers for services rendered through the closing of such acquisitions.

Edgar Filing: INLAND WESTERN RETAIL REAL ESTATE TRUST INC - Form POS AM

WE DO NOT HAVE ARM'S-LENGTH AGREEMENTS. As we have noted, our agreements and arrangements with our business manager/advisor or any of its affiliates, including those relating to compensation, are not the result of arm's length negotiations, but we believe these agreements and arrangements approximate the terms of arm's length transactions.

39

COMPENSATION TABLE

The compensation arrangements between us and our business manager/advisor, The Inland Group and its affiliates, were not determined by arm's-length negotiations. See "Conflicts of Interest." The following table discloses the compensation which we may pay our business manager/advisor and its affiliates. In those instances in which there are maximum amounts or ceilings on the compensation which may be received, our business manager/advisor and its affiliates may not recover any excess amounts for those services by reclassifying them under a different compensation or fee category.

We define net income as total revenues less expenses other than additions to reserves for depreciation or bad debts or other similar non-cash reserves. When we use the term "net income" for purposes of calculating some expenses and fees, it excludes the gain from the sale of our assets. This definition of net income is prescribed by the Statement of Policy Regarding REITs adopted by the North American Securities Administrators Association, Inc., or NASAA; but it is not in accordance with generally accepted accounting principles in the United States, because depreciation and other non-cash reserves are not deducted in determining net income under the NASAA REIT Statement. Excluding depreciation will result in not reimbursing our business manager/advisor for a non-cash expenditure and not excluding the gain from the sale of our assets could result in greater net income on which the 25% reimbursement to our business manager/advisor is allowed.

NONSUBORDINATED PAYMENTS

The following aggregate amounts of compensation, allowances and fees we may pay to our business manager/advisor and its affiliates are not subordinated to the returns on net investments that we are required to pay to our stockholders.

| TYPE OF COMPENSATION AND RECIPIENT | METHOD OF COMPENSATION | OFFERING STAGE |
|--|---|--|
| Selling commissions payable to the managing dealer and dealers designated by the managing dealers referred to as soliciting dealers. | We will pay a selling commission of 7.5% of the sale price for each share (and reallow 7%), subject to reduction for special sales under the circumstances as described in the "Plan of Distribution - Compensation - We Will Pay For the Sale of Our Shares." | Through we have in sel connec public to sel our co per sh public amount offeri amount total sellin |
| | We will permit the managing dealer and its respective officers and employees and certain of its affiliates to purchase shares net of sales commissions and the marketing allowance and due diligence expense allowance or for \$8.95 per share; however, any subsequent purchases of shares by any such persons are | |

Edgar Filing: INLAND WESTERN RETAIL REAL ESTATE TRUST INC - Form POS AM

limited to a maximum discount of 5%.

paid i
is sol
specia

40

| TYPE OF COMPENSATION AND RECIPIENT | METHOD OF COMPENSATION |
|---|---|
| Marketing allowance and due diligence expense allowance paid to the managing dealer and soliciting dealers. | <p>Also, soliciting dealers and their respective officers and employees and certain of their respective affiliates who request and are entitled to purchase shares net of selling commissions may make an initial purchase of shares net of sales commissions or for \$9.30 per share; however, any subsequent purchases of shares by any such persons are limited to a maximum discount of 5%.</p> <p>We will pay an amount equal to 2.5% of the gross offering proceeds to the managing dealer, all or a portion of which may be passed on to soliciting dealers, in lieu of reimbursement of specific expenses associated with marketing. We may pay an additional 0.5% of the gross offering proceeds to the managing dealer, which may be passed on to the soliciting dealers, for due diligence expenses. We will not pay the marketing allowance and due diligence expense allowance in connection with any special sales, except those receiving volume discounts and those described in "Plan of Distribution - Volume Discounts."</p> |

Throug
we hav
in mar
due di
allowa
our in
The ac
market
dilige
in con
offeri
number
there
and we
number
approx
will b
market
due di
allowa

41

| TYPE OF COMPENSATION AND RECIPIENT | METHOD OF COMPENSATION |
|---|--|
| Reimbursable expenses and other expenses of issuance and distribution | <p>We expect to incur the following expenses in connection with this offering:</p> <p>Securities and Exchange Commission registration</p> <p>Fee \$ 340,823</p> |

All am
Securi
Commis
and th
estima
amount
cannot

| | | |
|---|----|-----------|
| NASD filing fee | \$ | 30,500 |
| Printing and mailing expenses | \$ | 4,250,000 |
| Blue Sky fees and expenses | \$ | 136,000 |
| Legal fees and expenses | \$ | 900,000 |
| Accounting fees and expenses | \$ | 650,000 |
| Advertising and sales literature | \$ | 5,500,000 |
| Transfer Agent fees | \$ | 800,000 |
| Data processing fees | \$ | 500,000 |
| Bank fees and other administrative expenses | \$ | 200,000 |

If the aggregate of all offering expenses, including selling commissions, the marketing allowance and due diligence expense allowance, exceeds 15% of the gross offering proceeds, of if the aggregate of all offering expenses, excluding the selling expenses, exceeds 5.5% of the gross offering proceeds, our business manager/advisor or its affiliates will promptly pay the excess and we will have no liability for these expenses at any time afterward.

42

| TYPE OF COMPENSATION AND RECIPIENT | METHOD OF COMPENSATION |
|--|--|
| ----- | ----- |
| Acquisition expenses paid to our business manager/advisor's affiliates, Inland Real Estate Acquisitions, Inc. and The Inland Real Estate Group, Inc. | We will pay an amount, estimated to be up to 0.5% of the total of (1) the gross offering proceeds from the sale of 250,000,000 shares, (2) the gross proceeds from the sale of up to 20,000,000 shares pursuant to the distribution reinvestment programs. The acquisition expenses for any particular property will not exceed 6% of the gross purchase price of the property. However, if we request additional services, the compensation will be provided on separate |

presen
the to
issuan
expens
\$13,30
Septem
incurr
reimbu
busine
conneo
public
additi
2003,
manage
an agg
\$1,763
offeri
non-af
in con
initia
of whi

Our sp
any re
coneco
offeri
up to
offeri
we sel
shares
offeri

If thi
succes
will b
for th
the ex
reimbu

We may
\$13,45
reimbu
expens
number
all of
are so
distrib
progra

Howeve
cannot

Edgar Filing: INLAND WESTERN RETAIL REAL ESTATE TRUST INC - Form POS AM

agreed-upon terms and the rate will be approved by a majority of disinterested directors, including a majority of the disinterested independent directors, as fair and reasonable for us.

presen

Interest expenses paid to our business manager/advisor and Inland Mortgage Corporation in connection with loans.

We may borrow money from our business manager/advisor and its affiliates in order to acquire properties. In such instances, we will pay our business manager/advisor and its affiliates interest at prevailing market rates.

The ac depend borrow amount at the

OPERATIONAL STAGE

Property management fee paid to our property managers, Inland US Management LLC, Inland Southwest Management LLC and Inland Pacific Management LLC. We will pay the fee for services in connection with the rental, leasing, operation and management of the properties.

We will pay a monthly fee of 4.5% of the gross income from the properties. We will also pay a monthly fee for any extra services equal to no more than 90% of that which would be payable to an unrelated party providing the services. The property managers may subcontract their duties for a fee that may be less than the fee provided for in the management services agreements.

For th 31, 20 ended have i proper \$16,62 which were r Manage Southw Inland LLC. I busine manage proper proper cease. will i depend operat cannot presen

43

| TYPE OF COMPENSATION AND RECIPIENT | METHOD OF COMPENSATION |
|--|--|
| Reimbursable expenses to our business manager/advisor. These may include costs of goods and services, administrative services and non-supervisory services performed directly for us by independent parties. | We will reimburse some expenses of the business manager/advisor. The compensation and reimbursements to our business manager/advisor will be approved by a majority of our directors and a majority of our independent directors as fair and reasonable for us. |
| We will reimburse some expenses of the Inland Risk and Insurance Management Services for insurance coverage. | Inland Risk and Insurance Management Services charges us \$50 per hour for assistance in obtaining insurance coverage. Any commissions they receive are credited against this hourly rate. We believe this hourly rate is approximately 90% of the rate charged by unaffiliated third parties. The |

The ac depend operat cannot presen

The ac depend operat cannot presen

compensation to this company will be approved by a majority of our directors and a majority of our independent directors as fair and reasonable for us.

We will compensate the Inland Mortgage Servicing Corporation and Inland Mortgage Investment Corporation for purchase, sale and servicing of mortgages

Inland Mortgage Servicing Corporation charges us .03% per year on the first billion dollars of mortgages serviced and .01% thereafter. Inland Mortgage Investment Corporation charges us .02% of the principal amount of each loan placed. The compensation to these companies will be approved by a majority of our directors and a majority of our independent directors as fair and reasonable for us.

For th
31, 20
months
2004 w
paid \$
Inland
Corpor
ended
the ni
Septem
incurr
and \$2
Mortga
Corpor
amount
future
result
cannot
presen

44

LIQUIDATION STAGE

Property disposition fee payable to our business manager/advisor's affiliates, Inland Real Estate Sales, Inc. and Inland Partnership Property Sales Corp.

We may pay a property disposition fee to our business manager/advisor and its affiliates if we sell any of our real property in an amount equal to the lesser of:

1. 3% of the contract sales price of the property; or
2. 50% of the customary commission which would be paid to a third party broker for the sale of a comparable property.

The amount paid, when added to the sums paid to unaffiliated parties, will not exceed either the customary commission or an amount equal to 6% of the contracted for sales price. Payment of such fees will be made only if the business manager/advisor provides a substantial service in connection with the sale of the property. See "Management -- Our Advisory Agreement."

The ac
receiv
price
theref
determ
time.
busine
propen
cease.

SUBORDINATED PAYMENTS

We may pay the following additional fees to our business manager/advisor after returns on net investment have been paid to the stockholders:

Edgar Filing: INLAND WESTERN RETAIL REAL ESTATE TRUST INC - Form POS AM

| TYPE OF COMPENSATION AND RECIPIENT | METHOD OF COMPENSATION | EST |
|--|---|---|
| <p>Advisor asset management fee payable to our business manager/advisor.</p> | <p style="text-align: center;">OPERATIONAL STAGE</p> <p>We pay an annual advisor asset management fee of not more than 1% of our average assets. Our average assets means the average of the total book value including acquired intangibles of our real estate assets plus the total value of our loans receivables secured by real estate, before reserves for depreciation or bad debts or other similar non-cash reserves. We will compute our average assets by taking the average of these values at the end of each month during the quarter for which we are calculating the fee. The fee is payable quarterly in an amount equal to 1/4 of 1% of average assets as of the last day of the immediately preceding quarter. For any year in which we qualify as a REIT, our business manager/advisor must reimburse us for the following amounts if any:</p> <p style="text-align: center;">45</p> <p>(1) the amounts by which our total operating expenses, the sum of the advisor asset management fee plus other operating expenses, paid during the previous fiscal year exceed the greater of:</p> <ul style="list-style-type: none"> - 2% of our average assets for that fiscal year, or - 25% of our net income for that fiscal year. <p>(2) plus an amount, which will not exceed the advisor asset management fee for that year, equal to any difference between the total amount of distributions to stockholders for that year and the 6% annual return on the net investment of stockholders.</p> <p>Items such as organization and offering expenses, property expenses, interest payments, taxes, non-cash expenditures, the incentive advisory fee and acquisition expenses are excluded from the definition of total operating expenses.</p> <p>See "Management -- Our Advisory Agreement" for an explanation of circumstances where the excess amount specified in clause (1) may not need to be reimbursed.</p> | <p>The ac receiv price theref determ time. busine adviso will c</p> |

Edgar Filing: INLAND WESTERN RETAIL REAL ESTATE TRUST INC - Form POS AM

Incentive advisory fee payable to our business manager/advisor.

We will pay to the business manager/advisor an amount equal to 15% of the net proceeds from the sale of a property after the stockholders have first received:

- (1) a cumulative non-compounded return equal to 10% a year on their net investment; and
- (2) their net investment.

The ac
receiv
price
theref
determ
time.
consol
conduc
manage
incent
termin

46

COMPENSATION TO OFFICERS AND DIRECTORS

We expect to pay the following to our directors (as our officers are not paid directly by us):

| TYPE OF COMPENSATION AND RECIPIENT | METHOD OF COMPENSATION | ESTIMATED MAX DOLLAR AMOUNT |
|--|--|---|
| Director fees | Independent directors receive an annual fee of \$5,000 (increased to \$10,000 effective October 1, 2004) and a fee of \$500 for attending each meeting of the board or one of its committees in person and \$350 for attending a meeting via the telephone. Our officers who are also our directors do not receive director fees. | We will pay the five directors \$25,000 in 2004 (increased to \$50,000 effective October 1, 2004), plus \$500 for attending meetings. In 2003, 2004 our five independent directors were paid an aggregate of \$105,500. The amount of director fees depends upon the number of meetings and their attendance. Therefore, cannot be estimated at present time. |
| Stock options to independent directors | Each independent director receives <ul style="list-style-type: none"> - an initial option to purchase 3,000 shares of common stock at a price of \$8.95 per share, when they become an independent director, subject to some conditions; and - each year on the date of the stockholders' annual meeting, an additional option to purchase 500 shares of common stock at an exercise price equal to the then fair market value per share. For additional information on this option plan, see "Management -- | This form of compensation is paid in cash. |

Independent Director Stock
Option Plan."

ESTIMATED USE OF PROCEEDS

The amounts listed in the table below represent our current estimates concerning the use of the offering proceeds. Since these are estimates, they may not accurately reflect the actual receipt or application of the offering proceeds. The amounts assume:

- we sell the maximum of 250,000,000 shares in this offering at \$10 per share; and
- we sell the maximum of 20,000,000 shares in our distribution reinvestment program at \$9.50 per share.

Under this scenario we have not given effect to any special sales or volume discounts which could reduce selling commissions.

| | MAXIMUM OFFERING (INCLUDING SHARES SOLD DISTRIBUTION REINVESTMENT) |
|---------------------------------------|--|
| | ----- AMOUNT ----- |
| Gross proceeds | \$ 2,690,000,000 |
| Less expenses: | |
| Selling commissions | 187,500,000 |
| Marketing allowance | 62,500,000 |
| Due diligence expense allowance | 12,500,000 |
| Organization and offering | 13,307,000 |
| Total expenses | 275,807,000 |
| Gross amount available | 2,414,193,000 |
| Less: | |
| Acquisition expenses | 13,450,000 |
| Working capital reserve | 26,900,000 |
| Net cash available | \$ 2,373,843,000 ===== |

We will pay the managing dealer cash selling commissions of up to 7.5% on all of the 250,000,000 shares of common stock sold on a best efforts basis. No selling commission is paid on shares sold through our distribution reinvestment program.

Edgar Filing: INLAND WESTERN RETAIL REAL ESTATE TRUST INC - Form POS AM

PRIOR INVESTMENT PROGRAMS

During the 10-year period ending September 30, 2004, The Inland Group and its affiliates have sponsored two other REITs and 30 real estate exchange private placements, which altogether have raised more than \$3,132,378,000 from over 73,000 investors. During that period, Inland Real Estate Corporation and Inland Retail Real Estate Trust, Inc., the other REITs, have raised over \$2,980,790,000 from over 73,000 investors. Inland Real Estate Corporation and Inland Retail Real Estate Trust, Inc. have investment objectives and policies similar to ours and have invested principally in shopping centers that provide sales of convenience goods and personal services to neighboring communities in the Midwest and Southeast areas. However, Inland Real Estate Corporation is now a self-administered REIT and is no longer affiliated with The Inland Group. Our investment objectives and policies are similar to those of several of the other prior investment programs sponsored by our affiliates which have owned and operated retail properties. However, the vast majority of the other investment programs sponsored by our affiliates were dissimilar from our operation in that the prior programs owned apartment properties, pre-development land and whole or partial interests in mortgage loans.

The information in this section and in the Prior Performance Tables included in this prospectus as APPENDIX A shows relevant summary information concerning real estate programs sponsored by our affiliates. The purpose is to provide information on the prior performance of these programs so that you may evaluate the experience of the affiliated companies in sponsoring similar programs. The following discussion is intended to briefly summarize the objectives and performance of the prior programs and to disclose any material adverse business developments sustained by them. Past performance is not necessarily indicative of future performance.

SUMMARY INFORMATION

The table below provides summarized information concerning prior programs sponsored by our affiliates for the 10-year period ending September 30, 2004, and is qualified in its entirety by reference to the introductory discussion above and the detailed information appearing in the Prior Performance Tables in APPENDIX A of this prospectus. YOU SHOULD NOT CONSTRUE INCLUSION OF THE SUCCEEDING TABLES AS IMPLYING IN ANY MANNER THAT WE WILL HAVE RESULTS COMPARABLE TO THOSE REFLECTED IN THE TABLES BECAUSE THE YIELD AND CASH AVAILABLE AND OTHER FACTORS COULD BE SUBSTANTIALLY DIFFERENT FOR OUR PROPERTIES. YOU SHOULD NOTE THAT BY ACQUIRING OUR SHARES, YOU WILL NOT BE ACQUIRING ANY INTERESTS IN ANY PRIOR PROGRAMS.

49

| | INLAND RETAIL REAL ESTATE TRUST, INC. REIT PROGRAM AS OF SEPTEMBER 30, 2004 | INLAND REAL ESTATE CORPORATION REIT PROGRAM AS OF SEPTEMBER 30, 2004 |
|---|---|---|
| | ----- | |
| Number of programs sponsored | 1 | |
| Aggregate amount raised from investors | \$ 2,279,622,000 | 701,168,000 |
| Approximate aggregate number of investors | 59,000 | 14,000 |

Edgar Filing: INLAND WESTERN RETAIL REAL ESTATE TRUST INC - Form POS AM

| | | |
|---|------------------|---------------|
| Number of properties purchased | 274 | |
| Aggregate cost of properties | \$ 4,053,516,000 | 1,276,000,000 |
| Number of mortgages/notes | 0 | |
| Principal amount of mortgages/notes | \$ 0 | |
| Principal of properties (based on cost) that were: | | |
| Commercial-- | | |
| Retail | 90.00% | 86.0 |
| Single-user net-lease | 10.00% | 14.0 |
| Nursing homes | 0.00% | 0.0 |
| Offices | 0.00% | 0.0 |
| Industrial | 0.00% | 0.0 |
| Health clubs | 0.00% | 0.0 |
| Mini-storage | 0.00% | 0.0 |
| Total commercial | 100.00% | 100.0 |
| Multi-family residential | 0.00% | 0.0 |
| Land | 0.00% | 0.0 |
| | | |
| Percentage of properties (based on cost) that were: | | |
| Newly constructed (within a year of acquisition) | 37.00% | 40.0 |
| Existing construction | 63.00% | 60.0 |
| | | |
| Number of properties sold in whole or in part | 0 | 1 |
| Number of properties exchanged | 0 | |

Of the programs included in the above table, Inland Real Estate Corporation and Inland Retail Real Estate Trust, Inc. have investment objectives similar to ours. Inland Real Estate Corporation and Inland Retail Real Estate Trust, Inc. represent approximately 97% of the aggregate amount raised from investors, approximately 99% of the aggregate number of investors, approximately 95% of the properties purchased, and approximately 95% of the aggregate cost of the properties.

During the three years prior to September 30, 2004, Inland Real Estate Corporation purchased 26 commercial properties and Inland Retail Real Estate Trust, Inc. purchased 249 commercial properties. Upon written request, you may obtain, without charge, a copy of Table VI filed with the Securities and Exchange Commission in Part II of our prospectus. The table provides more information about these acquisitions.

50

PUBLICLY REGISTERED REITS

INLAND REAL ESTATE CORPORATION. Through a total of four public offerings, the last of which was completed in 1999, Inland Real Estate Corporation sold a total of 51,642,397 shares of common stock. In addition, as of September 30, 2004, Inland Real Estate Corporation issued 14,293,208 shares of common stock through its distribution reinvestment program. As of September 30, 2004, Inland Real Estate Corporation repurchased 5,256,435 shares of common stock through its share repurchase program for an aggregate amount of \$49,159,202. As a result, Inland Real Estate Corporation has realized total gross offering proceeds of approximately \$701,168,000 as of September 30, 2004. On June 9, 2004, Inland Real Estate Corporation listed its shares on the New York Stock Exchange and began trading under the ticker "IRC".

Inland Real Estate Corporation's objective is to purchase shopping centers

Edgar Filing: INLAND WESTERN RETAIL REAL ESTATE TRUST INC - Form POS AM

that provide convenience goods, personal services, wearing apparel and hardware and appliances located within an approximate 400-mile radius of its headquarters in Oak Brook, Illinois, and to provide, at a minimum, cash distributions on a quarterly basis and a hedge against inflation through capital appreciation. It may also acquire single-user retail properties throughout the United States. As of September 30, 2004, the properties owned by Inland Real Estate Corporation were generating sufficient cash flow to cover operating expenses plus pay an annual cash distribution of \$0.94 per share paid monthly.

As of September 30, 2004, Inland Real Estate Corporation owned interests in 139 properties for a total investment of approximately \$1,325,000,000. These properties were purchased with proceeds received from the above described offerings of shares of its common stock and financings. As of September 30, 2004, Inland Real Estate Corporation financed approximately \$641,370,000 on its properties and had \$110,000,000 outstanding through an unsecured line of credit.

On July 1, 2000, Inland Real Estate Corporation became a self-administered REIT by completing its acquisition of Inland Real Estate Advisory Service, Inc., its advisor, and Inland Commercial Property Management, Inc., its property manager. The acquisition was accomplished by merging its advisor and its property manager into two wholly owned subsidiaries of Inland Real Estate Corporation. As a result of the merger, Inland Real Estate Corporation issued to our sponsor, the sole shareholder of the advisor, and The Inland Property Management Group, Inc., the sole shareholder of its property manager, an aggregate of 6,181,818 shares of Inland Real Estate Corporation's common stock at \$11 per share, or approximately 9.008% of its common stock.

INLAND RETAIL REAL ESTATE TRUST, INC. Through a total of three public offerings, the last of which was completed in 2003, Inland Retail Real Estate Trust, Inc. sold a total of 213,699,534 shares of its common stock. In addition, as of September 30, 2004, Inland Retail Real Estate Trust, Inc. issued 18,653,894 shares through its distribution reinvestment program, and has repurchased a total of 3,087,940 shares through the share reinvestment program. As a result, Inland Retail Real Estate Trust Inc. has realized total gross offering proceeds of approximately \$2,279,622,000 as of September 30, 2004.

Inland Retail Real Estate Trust, Inc.'s objective is to purchase shopping centers east of the Mississippi River in addition to single-user retail properties in locations throughout the United States, and to provide regular cash distributions and a hedge against inflation through capital appreciation. As of September 30, 2004, the properties owned by Inland Retail Real Estate Trust, Inc. were generating sufficient cash flow to cover operating expenses plus pay an annual cash distribution of \$.83 per share per annum paid monthly.

51

As of September 30, 2004, Inland Retail Real Estate Trust, Inc. owned 274 properties for a total investment of approximately \$4,053,516,000. These properties were purchased with proceeds received from the above described offerings of shares of its common stock and financings. As of September 30, 2004, Inland Retail Real Estate Trust, Inc. financed approximately \$2,208,835,000 on its properties.

52

The following table summarizes distributions for each of the publicly registered REITS through September 30, 2004:

REIT PERFORMANCE
Distributions through September 30, 2004

Edgar Filing: INLAND WESTERN RETAIL REAL ESTATE TRUST INC - Form POS AM

INLAND REAL ESTATE CORPORATION
OFFERING COMPLETED 1999

| | Total Distribution (\$) | Ordinary Income (\$) * | Non-taxable Distribution (\$) ** | Capital Gain Distribution (\$) *** | Average Annualized Distribution for Purchases at \$10 per Share (\$) | Average Annual Distribution for Pur at \$11 Sha (\$) |
|------|-------------------------------|------------------------------|--|--|--|--|
| 1995 | 736,627 | 694,213 | 42,414 | - | 7.6 | N/ |
| 1996 | 3,704,943 | 3,093,525 | 611,418 | - | 8.1 | N/ |
| 1997 | 13,127,597 | 9,739,233 | 3,388,364 | - | 8.6 | N/ |
| 1998 | 35,443,213 | 27,015,143 | 8,428,070 | - | 8.8 | 7. |
| 1999 | 48,379,621 | 35,640,732 | 12,738,889 | - | 8.9 | 8. |
| 2000 | 52,964,010 | 40,445,730 | 12,518,280 | - | 9.0 | 8. |
| 2001 | 58,791,604 | 45,754,604 | 12,662,414 | 374,586 | 9.3 | 8. |
| 2002 | 60,090,685 | 41,579,944 | 18,315,640 | 195,101 | 9.4 | 8. |
| 2003 | 61,165,608 | 47,254,096 | 13,577,679 | 333,833 | 9.4 | 8. |
| 2004 | 40,734,316 | 40,734,316 | * | - | 9.4 | 8. |
| | 381,138,224 | 297,951,536 | 82,283,168 | 903,520 | | |

INLAND RETAIL REAL ESTATE TRUST, INC.
OFFERING COMPLETED 2003

| | Total Distribution (\$) | Ordinary Income (\$) * | Non-taxable Distribution (\$) ** | Average Annualized Distribution (%) |
|------|-------------------------------|------------------------------|--|--|
| 1999 | 1,396,861 | 318,484 | 1,078,377 | 7.2 |
| 2000 | 6,615,454 | 3,612,577 | 3,002,877 | 7.7 |
| 2001 | 17,491,342 | 10,538,534 | 6,952,808 | 8.0 |
| 2002 | 58,061,491 | 36,387,136 | 21,674,355 | 8.2 |
| 2003 | 160,350,811 | 97,571,099 | 62,779,712 | 8.3 |
| 2004 | 141,029,478 | 141,029,478 | * | 8.3 |
| | 384,945,437 | 289,457,308 | 95,488,129 | |

ON JUNE 9, 2004 INLAND REAL ESTATE CORPORATION LISTED ITS SHARES ON THE NEW YORK STOCK EXCHANGE AND BEGAN TRADING UNDER THE SYMBOL "IRC."

- * The breakout between ordinary income and return of capital is finalized on an annual basis after the calendar year end.
- ** Represents a return of capital for federal income tax purposes.
- *** Represents a capital gain distribution for federal income tax purposes.

PRIVATE PARTNERSHIPS

Since our inception and through September 30, 2004, our affiliates have sponsored 514 private placement limited partnerships which have raised more than \$524,201,000 from approximately 17,000 investors and invested in properties for an aggregate price of more than \$1 billion in cash and notes. Of the 522 properties purchased, 93% have been in Illinois. Approximately 90% of the funds were invested in apartment buildings, 6% in shopping centers, 2% in office buildings and 2% in other properties. Including sales to affiliates, 475 partnerships have sold their original property investments. Officers and employees of our sponsor and its affiliates invested more than \$17,000,000 in these private placement limited partnerships.

From October 1, 1995 through September 30, 2004, investors in The Inland Group private partnerships have received total distributions in excess of \$269,026,000, consisting of cash flow from partnership operations, interest earnings, sales and refinancing proceeds and cash received during the course of property exchanges.

Following a proposal by the former corporate general partner, which was an affiliate of The Inland Group, investors in 301 private partnerships voted in 1990 to make our sponsor the corporate general partner for those partnerships.

Beginning in December 1993 and continuing into the first quarter of 1994, investors in 101 private limited partnerships for which our sponsor is the general partner received letters from it informing them of the possible opportunity to sell the 66 apartment properties owned by those partnerships to a to-be-formed REIT in which affiliates of our sponsor would receive stock and cash and the limited partners would receive cash. The underwriters of this apartment REIT subsequently advised our sponsor to sell to a third party its management and general partner's interests in those remaining limited partnerships not selling their apartment properties to the apartment REIT. Those not selling their apartment properties constituted approximately 30% of the Inland-sponsored limited partnerships owning apartment buildings. The prospective third-party buyers of our sponsor's interests in the remaining partnerships, however, would make no assurance to support those partnerships financially. As a result, in a March 1994 letter, our sponsor informed investors of its decision not to go forward with the formation of the apartment REIT.

Following this decision, two investors filed a complaint in April 1994 in the Circuit Court of Cook County, Illinois, Chancery Division, purportedly on behalf of a class of other unnamed investors, alleging that our sponsor had breached its fiduciary responsibility to those investors whose partnerships would have sold apartment properties to the apartment REIT. The complaint sought an accounting of information regarding the apartment REIT matter, an unspecified amount of damages and the removal of our sponsor as general partner of the partnerships that would have participated in the sale of properties. In August 1994, the court granted our sponsor's motion to dismiss, finding that the plaintiffs lacked standing to bring the case individually. The plaintiffs were granted leave to file an amended complaint. Thereafter, in August 1994, six investors filed an amended complaint, purportedly on behalf of a class of other investors, and derivatively on behalf of six limited partnerships of which our sponsor is the general partner. The derivative counts sought damages from our sponsor for alleged breach of fiduciary duty and breach of contract, and asserted a right to an accounting. Our sponsor filed a motion to dismiss in response to the amended complaint. The suit was dismissed in March 1995 with prejudice. The plaintiffs filed an appeal in April 1996. After the parties briefed the issue, arguments were heard by the Appellate Court in February 1997. In September 1997, the Appellate Court affirmed the trial court decision in favor of our sponsor.

Inland Real Estate Investment Corporation is the general partner of twenty-seven private limited partnerships and one public limited partnership that own corporate interests in fifteen buildings that are net leased to Kmart. The fourteen Kmart's owned by the private limited partnerships are all cross collateralized. Relating to the Kmart bankruptcy, the status of the fifteen is as follows:

- CATEGORY 1 - The leases of nine of the Kmart's are current and have been accepted by Kmart under their Chapter 11 reorganization plan.
- CATEGORY 2 - Kmart assigned its designation rights in one lease to Kohl's. The lease was amended and extended for Kohl's by IREIC, the general partner on behalf of the owners and lender; and Kohl's began paying rent February 12, 2003.
- CATEGORY 3 - Under Kmart's Chapter 11 reorganization plan and upon emergence from bankruptcy on April 22, 2003, Kmart has rejected the remaining four property leases, one of which is subject to a ground lease to Kimco. Kmart ceased paying rent as of May 1, 2003.

IREIC, the corporate general partner has agreed with the note holders who own the loan to conduct a liquidation of the 14 properties which comprise Categories 1, 2 and 3. The Category 2 property, which is leased by Kohl's, was sold on February 19, 2004. As of September 30, 2004, seven of the Category 1 K-Mart properties have been sold and the remaining two are under contract. Two of the Category 3 properties have been sold, one is under contract and one has an offer pending as of September 30, 2004.

- CATEGORY 4 - Under Kmart's Chapter 11 reorganization, Kmart rejected the lease for the property owned by the public limited partnership and ceased paying rent as of June 29, 2002. The corporate general partner plans to either re-tenant or sell this facility.

1031 EXCHANGE PRIVATE PLACEMENT OFFERING PROGRAM

In March of 2001, Inland Real Estate Exchange Corporation (IREX) was established as a subsidiary of Inland Real Estate Investment Corporation. The main objective of IREX is to provide replacement properties for people wishing to complete an IRS Section 1031 real estate exchange. Through September 30, 2004, IREX offered the sale of thirty properties with a total property value of \$363,006,000.

LANDINGS OF SARASOTA DBT. Inland Southern Acquisitions, Inc., a Delaware corporation and an affiliate of IREX acquired The Landings, a multi-tenant shopping center located in Sarasota, Florida in December 1997 for \$9,800,000. In August 2001, Inland Southern Acquisitions, Inc. contributed 100% of its interest in the property into Landings of Sarasota DBT, a Delaware business trust, refinanced the property with a loan of \$8,000,000 from Parkway Bank & Trust Co., an Illinois banking corporation, and began offering all of its beneficial interests in the trust to certain qualified persons in need of replacement properties to complete a 1031 tax-deferred exchange. The total price was \$12,000,000, which consisted of \$8,000,000 in debt assumption and \$4,000,000 in equity investment. \$200,000 of the offering proceeds were allocated to a property reserve account. The offering was completed in May 2002 when the maximum offering amount was raised.

SENTRY OFFICE BUILDING, DBT, a Delaware business trust, purchased a newly constructed, single-tenant office building in Davenport, Iowa in December 2001

Edgar Filing: INLAND WESTERN RETAIL REAL ESTATE TRUST INC - Form POS AM

from Ryan Companies US Inc., a Minnesota corporation. The trust financed its acquisition of the property with a \$7,500,000 first mortgage loan from Parkway Bank & Trust Co., an Illinois banking corporation. In January 2002, Sentry Office Building Corporation, a Delaware corporation and the initial beneficiary of the trust, began offering all of its beneficial interests in the trust to certain qualified persons in need of replacement properties to complete a

55

1031 tax-deferred exchange. The total price was \$11,000,000, which consisted of \$7,500,000 in debt assumption and \$3,500,000 in equity investment. \$100,000 of the offering proceeds obtained from the new owners was allocated to a property reserve account. The offering was completed in April 2002 when the maximum offering amount was raised.

PETS BOWIE DELAWARE BUSINESS TRUST purchased a single-tenant retail building leased to PETSMART in Bowie, Maryland in October 2001 from PETSMART, Inc. and Wells Fargo Bank Northwest, N.A. The trust initially financed its acquisition of the property with a temporary loan of \$2,625,305 from Parkway Bank & Trust Co., an Illinois banking corporation, and then replaced this loan with a permanent loan of \$1,300,000 with the same lender. In May 2002, Pets Bowie Delaware Business Trust began offering all of its beneficial interests to certain qualified persons in need of replacement properties to complete a 1031 tax-deferred exchange. The total price was \$3,900,000, which consisted of \$1,300,000 in debt assumption and \$2,600,000 in equity investment. \$90,000 of the offering proceeds obtained from the new owners was allocated to a property reserve account. The offering was completed in July 2002 when the maximum offering amount was raised.

1031 CHATTANOOGA DBT, a Delaware business trust, acquired a retail property currently leased to Eckerd in Chattanooga, Tennessee in May 2002. The trust financed the property with a loan of \$1,500,000 from Parkway Bank & Trust Co., an Illinois banking corporation. In July 2002, 1031 Chattanooga, L.L.C., the initial beneficiary of 1031 Chattanooga DBT, began offering all of the beneficial interests of the trust to certain qualified persons in need of replacement properties to complete a 1031 tax-deferred exchange. The total price was \$3,400,000, which consisted of \$1,500,000 in debt assumption and \$1,900,000 in equity investment. The offering was completed in May 2003 when the maximum offering amount was raised.

LANSING SHOPPING CENTER, DBT a Delaware business trust, purchased a newly constructed, multi-tenant retail shopping center in Lansing, Illinois in June 2002 from LaSalle Bank National Association, as trustee under trust agreement dated May 22, 2001 and known as Trust No. 127294. The trust financed its acquisition of the property with a \$5,900,000 first mortgage loan from Parkway Bank & Trust Co., an Illinois banking corporation. In August 2002, Lansing Shopping Center, L.L.C., a Delaware limited liability company and the initial beneficiary of Lansing Shopping Center, DBT, began offering all of the beneficial interests of the trust to certain qualified persons in need of replacement properties to complete a 1031 tax-deferred exchange. The total price was \$10,900,000, which consisted of \$5,900,000 in debt assumption and \$5,000,000 in equity investment. \$80,000 of the offering proceeds was allocated to a property reserve account. The offering was completed in September 2001 when the maximum offering amount was raised.

INLAND 220 CELEBRATION PLACE DELAWARE BUSINESS TRUST purchased a single-tenant office building currently leased to Walt Disney World Co., a Florida corporation, in Celebration, Osceola County, Florida, in June 2002 from Walt Disney World Co. in a sale/leaseback transaction. The trust financed its acquisition of the property with an \$18,000,000 first mortgage loan from Bank of America, N.A., a national banking association. In September 2002, Inland 220

Edgar Filing: INLAND WESTERN RETAIL REAL ESTATE TRUST INC - Form POS AM

Celebration Place, L.L.C., a Delaware limited liability company and the initial beneficiary of Inland 220 Celebration Place Delaware Business Trust, began offering all of the beneficial interests of the trust to certain qualified persons in need of replacement properties to complete a 1031 tax-deferred exchange. The total price was \$33,800,000, which consisted of \$18,000,000 in debt assumption and \$15,800,000 in equity investment. \$50,000 of the offering proceeds was allocated to a property reserve account. The offering was completed in September 2003 when the maximum offering amount was raised.

TAUNTON CIRCUIT DELAWARE BUSINESS TRUST acquired a retail property currently leased to Circuit City in Taunton, Massachusetts in July 2002. The Trust financed the property with a first mortgage of

56

\$2,800,000 from MB Financial Bank. In September 2002, Inland Taunton Circuit, L.L.C., the initial beneficiary of Taunton Circuit Delaware Business Trust, offered all of its interest in the trust to a qualified person in need of a replacement property to complete a 1031 tax-deferred exchange. The total price was \$6,550,000, which consisted of \$2,800,000 in debt assumption and \$3,750,000 in equity investment. The offering was completed in September 2002.

BROADWAY COMMONS DELAWARE BUSINESS TRUST acquired a multi-tenant retail center located in Rochester, Minnesota, in July 2002. The Trust financed the property with a first mortgage of \$8,850,000 from Parkway Bank & Trust Co., an Illinois banking corporation. In October 2002, Broadway Commons, L.L.C., the initial beneficiary of Broadway Commons Delaware Business Trust, began offering all of its beneficial interests in the trust to certain qualified persons in need of replacement properties to complete a 1031 tax-deferred exchange. The total price was \$17,250,000, which consisted of \$8,850,000 in debt assumption and \$8,400,000 in equity investment. \$100,000 of the offering proceeds was allocated to a property reserve account. The offering was completed in December 2003 when the maximum offering amount was raised.

BELL PLAZA 1031, LLC. REHAB ASSOCIATES XIII, INC., an Illinois corporation and an affiliate of IREX acquired Bell Plaza, a multi-tenant shopping center in Oak Lawn, IL on August 28, 1998 for \$1,675,000. In October 2002, Rehab Associates XIII contributed 100% of its interest in the property into Bell Plaza 1031, LLC, a Delaware single member limited liability company, and then offered all of its membership interests in Bell Plaza, LLC to North Forsyth Associates, a North Carolina general partnership, which was in need of a replacement property to complete a 1031 tax-deferred exchange. The total price was \$4,030,000, which consisted of \$3,140,000 in debt assumption and \$890,000 in equity investment. \$25,000 of the offering proceeds was allocated to a property reserve account. The offering was completed in November 2002.

INLAND 210 CELEBRATION PLACE DELAWARE BUSINESS TRUST purchased a single-tenant office building, currently leased to Walt Disney World Co., a Florida corporation, in Celebration, Osceola County, Florida, in June 2002 from Walt Disney World Co. in a sale/leaseback transaction. The trust financed its acquisition of the property with a \$5,700,000 first mortgage loan from Bear Stearns Commercial Mortgage, Inc. In January 2003, Inland 210 Celebration Place Delaware Business Trust sold its fee simple interest in 210 Celebration Place to Old Bridge Park Celebration, LLC, a Delaware limited liability company, which was in need of a replacement property to complete a 1031 tax-deferred exchange. The total price was \$12,000,000, which consisted of \$5,700,000 in debt assumption and \$6,300,000 in equity investment.

COMPUSA RETAIL BUILDING. Lombard C-USA, L.L.C., a Delaware limited liability company, purchased a single-tenant retail building leased to CompUSA, Inc. in Lombard, Illinois in January 2003 from an unrelated third party. The

Edgar Filing: INLAND WESTERN RETAIL REAL ESTATE TRUST INC - Form POS AM

L.L.C. financed its acquisition of the property with a \$4,000,000 loan from Bear Stearns Commercial Mortgage, Inc. In April 2003, Lombard C-USA, L.L.C. began offering 99% of the undivided tenant in common interests in the real estate and improvements thereon located at 2840 S. Highland Avenue, Lombard, DuPage County, Illinois for \$3,910,500 in cash plus the assumption of the existing indebtedness to certain qualified persons in need of replacement properties to complete a 1031 tax-deferred exchange. The total price was \$7,950,000, which consisted of \$4,000,000 in debt assumption and \$3,950,000 in equity investment. As required by the lender, Lombard C-USA, L.L.C. shall retain at least a 1% tenant in common interest, which is included in the \$3,950,000 equity investment. \$75,000 of the offering proceeds was allocated to a property reserve account. The offering was completed in February 2004 when the maximum offering amount was raised.

DEERE DISTRIBUTION FACILITY IN JANESVILLE, WISCONSIN. Janesville 1031, L.L.C., a Delaware limited liability company, purchased a single-tenant, light industrial distribution center leased to Deere &

57

Company, a Delaware corporation, in Janesville, Wisconsin in February 2003 from Ryan Janesville, L.L.C., a Minnesota corporation and an affiliate of Ryan Companies US, Inc. The L.L.C. financed its acquisition of the property with a \$10,450,000 loan from Bear Stearns Commercial Mortgage, Inc. In May 2003, Janesville 1031, L.L.C. began offering 99% of the undivided tenant in common interests in the real estate and improvements thereon located at 2900 Beloit Avenue, Janesville, Rock County, Wisconsin for \$9,949,500 in cash plus the assumption of the existing indebtedness to certain qualified persons in need of replacement properties to complete a 1031 tax-deferred exchange. The total price, \$20,500,000, consisted of \$10,450,000 in debt assumption and \$10,050,000 in equity investment, 1% of which was required by the lender to be retained by Janesville 1031, L.L.C. \$100,000 of the offering proceeds was allocated to a property reserve account. The offering was completed in January 2004 when the maximum offering was raised.

FLEET OFFICE BUILDING. Westminster Office 1031, L.L.C., a Delaware limited liability company, purchased a single-tenant office building leased entirely to Fleet National Bank, a national banking association, in Providence, Rhode Island in April 2003 from Fleet National Bank in a sale/leaseback transaction. The L.L.C. financed its acquisition of the property with a \$12,900,000 loan from Bear Stearns Commercial Mortgage, Inc. In June 2003, Westminster Office 1031, L.L.C. began offering 99% of the undivided tenant in common interests in the real estate and improvements thereon located at 111 Westminster Street, Providence, Providence County, Rhode Island for \$9,900,000 in cash plus the assumption of the existing indebtedness to certain qualified persons in need of replacement properties to complete a 1031 tax-deferred exchange. The total price, \$22,900,000, consisted of \$12,900,000 in debt assumption and \$10,000,000 in equity investment, 1% of which was required by the lender to be retained by Westminster Office 1031, L.L.C. \$150,000 of the offering proceeds was allocated to a property reserve account. The offering was completed in January 2004 when the maximum offering was raised.

DEERE DISTRIBUTION FACILITY IN DAVENPORT, IOWA. Davenport 1031, L.L.C., a Delaware limited liability company, purchased a single-tenant, light industrial distribution center leased to Quad Cities Consolidation and Distribution, Inc., an Illinois corporation, in Davenport, Iowa in April 2003 from Ryan Companies US, Inc., a Minnesota corporation. The lease is fully guaranteed by Deere & Company, a Delaware corporation. The L.L.C. financed its acquisition of the property with a loan from Bear Stearns Commercial Mortgage, Inc. In August 2003, Davenport 1031, L.L.C. began offering 99% of the undivided tenant in common interests in the real estate and improvements thereon located at 2900 Research Parkway, Davenport, Scott County, Iowa for \$15,543,000 in cash plus the

Edgar Filing: INLAND WESTERN RETAIL REAL ESTATE TRUST INC - Form POS AM

assumption of the existing indebtedness to certain qualified persons in need of replacement properties to complete a 1031 tax-deferred exchange. The total price, \$28,200,000, consisted of \$12,500,000 in debt assumption and \$15,700,000 in equity investment, 1% of which was required by the lender to be retained by Davenport 1031, L.L.C. \$100,000 of the offering proceeds was allocated to a property reserve account. The offering was completed in April 2004 when the maximum offering was raised.

GRAND CHUTE DST, a Delaware statutory trust, purchased a multi-tenant retail shopping center in Grand Chute, Wisconsin in October 2002 from Continental 56 Fund Limited Partnership. The trust funded the acquisition of the property with cash from the sale of 100% of the beneficial interests in the trust to Grand Chute, L.L.C., a Delaware limited liability company. Subsequent to the acquisition of the property, the trust obtained a \$5,678,350 loan from Bank of America, N.A. and the proceeds of the loan were distributed to Grand Chute, L.L.C. as a partial return of its capital contribution. In January 2003, Grand Chute, L.L.C. began offering all of its beneficial interests in the trust to certain qualified persons in need of replacement properties to complete a 1031 tax-deferred exchange. The total price was \$12,048,350 which consisted of \$5,678,350 in debt assumption and \$6,370,000 in equity investment. \$478,350 of the offering proceeds was allocated to four separate property reserve accounts, three of which were required by the lender. In September 2003, certain information in the offering was amended and

58

supplemented through the release of the First Supplement to Private Placement Memorandum. The offering was completed in March 2004 when the maximum offering amount was raised.

MACON OFFICE DST, a Delaware statutory trust, purchased a single-tenant office complex in Macon, Georgia in October 2002 from UTF Macon, L.L.C. The trust funded the acquisition of the property with cash from the sale of 100% of the beneficial interests in the trust to Macon Office, L.L.C., a Delaware limited liability company. Subsequent to the acquisition of the property, the trust obtained a \$5,560,000 loan from Bank of America, N.A. and the proceeds of the loan were distributed to Macon Office, L.L.C. as a partial return of its capital contribution. In October 2003, Macon Office, L.L.C. began offering all of its beneficial interests in the trust to certain qualified persons seeking a cash investment, in addition to certain qualified persons in need of replacement properties to complete a 1031 tax-deferred exchange. The total price was \$12,160,000 which consisted of \$5,560,000 in debt assumption and \$6,600,000 in equity investment. \$100,000 of the offering proceeds was allocated to a property reserve account. The offering was completed in March 2004 when the maximum offering amount was raised.

WHITE SETTLEMENT ROAD INVESTMENT, LLC, a Delaware limited liability company, acquired a retail property currently leased to Eckerd Corporation in Fort Worth, Texas in July 2003. The LLC funded the acquisition of the property with cash from an affiliate and with a short-term loan from Parkway Bank and Trust Co., an Illinois banking corporation, in the amount of \$2,041,000. In November 2003, Fort Worth Exchange, LLC, a Delaware limited liability company and initial beneficiary of White Settlement Road Investment, LLC, offered its entire membership interest in the LLC to a qualified person in need of a replacement property to complete a 1031 tax-deferred exchange. The total price was \$2,840,000, which consisted of \$1,420,000 in debt assumption and \$1,420,000 in equity investment. The offering was completed in December 2003. Simultaneous with the completion of the offering, the short-term loan with Parkway was converted to a permanent loan and the terms of the loan documents were modified in accordance with a loan commitment from Parkway.

Edgar Filing: INLAND WESTERN RETAIL REAL ESTATE TRUST INC - Form POS AM

PLAINFIELD MARKETPLACE. Plainfield 1031, L.L.C., a Delaware limited liability company, purchased a multi-tenant shopping center located in Plainfield, IL on December 16, 2003 from Ryan Companies US, Inc., a Minnesota corporation. The L.L.C. financed its acquisition of the property with a loan from Bear Stearns Commercial Mortgage, Inc, a New York corporation. In January 2004, Plainfield 1031, L.L.C. began offering 99% of the undivided tenant in common interests in the real estate and improvements thereon located at 11840 South Route 59, Plainfield, Will County, Illinois for \$12,350,250 in cash plus the assumption of the existing indebtedness to certain qualified persons in need of replacement properties to complete a 1031 tax-deferred exchange. The total price, \$24,400,000, consisted of \$11,925,000 in debt assumption and \$12,475,000 in equity investment, 1% of which was required by the lender to be retained by Plainfield 1031, L.L.C. The difference between the real estate acquisition price of \$21,700,000 and the total price of \$24,400,000 consists of \$950,000 acquisition fee, \$150,000 for a property reserve account, and \$1,600,000 of estimated costs and expenses. The offering was completed in June 2004 when the maximum offering amount was raised.

PIER 1 RETAIL CENTER. Butterfield-Highland 1031, L.L.C., a Delaware limited liability company, purchased a multi-tenant retail shopping center on December 30, 2003 from the beneficiary of Trust No. 2314, an unrelated third party, which trust was held by North Side Community Bank as Trustee under the Trust Agreement dated December 12, 2003. The L.L.C. financed its acquisition of the property with a loan from Bear Stearns Commercial Mortgage, Inc, a New York corporation. In March 2004, Butterfield-Highland 1031, L.L.C. began offering 99% of the undivided tenant in common interests in the real estate and improvements thereon located at 2830 S. Highland Avenue, Lombard, Illinois for \$4,257,000 in cash plus the assumption of the existing indebtedness to certain qualified persons in need of replacement properties to complete a 1031 tax-deferred exchange. The total price, \$8,150,000, consisted of \$3,850,000 in debt assumption and \$4,300,000 in equity investment, a minimum of 1% of which is required by the

59

lender to be retained by Butterfield-Highland 1031, L.L.C. The difference between the real estate acquisition price of \$7,025,000 and the total price of \$8,150,000 consists of \$350,000 acquisition fee, \$100,000 for a property reserve account, and \$675,000 of estimated costs and expenses. The offering was completed in June 2004 when the maximum offering amount was raised.

LONG RUN 1031, L.L.C. LR 1031, L.L.C., a Delaware limited liability company, purchased a multi-tenant retail shopping center on January 27, 2003 from Ryan Lemont, L.L.C., the third party seller and developer of the property. The L.L.C. financed its acquisition of the property with cash and, on April 24, 2003, placed a loan on the Property in the amount of \$4,700,000 from Principal Commercial Funding, LLC. In June 2004, LR 1031, L.L.C. a Delaware limited liability company and initial beneficiary of Long Run 1031, L.L.C offered its entire membership interest in the LLC to a qualified person in need of a replacement property to complete a 1031 tax-deferred exchange. The total price was \$4,960,000 in cash plus the assumption of the existing indebtedness to certain qualified persons in need of replacement properties to complete a 1031 tax-deferred exchange. The total price, \$9,660,000 consisted of \$4,700,000 in debt assumption and \$4,960,000 in equity investment. The difference between the real estate acquisition price of \$8,500,000 and the total price of \$9,660,000 consists of \$451,347 acquisition fee, \$50,000 for a property reserve account, and \$658,653 of estimated costs and expenses. The offering was completed in June 2004 when the maximum offering amount was raised.

FORESTVILLE 1031, L.L.C. Forestville Exchange, L.L.C., a Delaware limited liability company, purchased a single-tenant retail shopping center on November 13, 2003 from Silver Hill, L.L.C., a North Carolina limited liability company,

Edgar Filing: INLAND WESTERN RETAIL REAL ESTATE TRUST INC - Form POS AM

the property's developer. The L.L.C. financed its acquisition of the property with cash. In May 2004, Forestville Exchange, L.L.C. a Delaware limited liability company and initial beneficiary of Forestville 1031, L.L.C offered its entire membership interest in the LLC to a qualified person in need of a replacement property to complete a 1031 tax-deferred exchange. The total price was \$3,900,000 in cash plus the assumption of the existing indebtedness to certain qualified persons in need of replacement properties to complete a 1031 tax-deferred exchange. The total price, \$3,900,000,000 consisted of \$1,793,630 in debt assumption and \$2,106,370 in equity investment. The difference between the real estate acquisition price of \$3,450,000 and the total price of \$3,900,000 consists of \$172,500 acquisition fee and \$277,500 of estimated costs and expenses. The offering was completed in May 2004 when the maximum offering amount was raised.

BED BATH & BEYOND RETAIL CENTER. BBY Schaumburg 1031, L.L.C., a Delaware limited liability company, purchased a multi-tenant retail shopping center on April 20, 2004 from the American Real Estate Holdings, L.P. a Delaware limited partnership, an unrelated third party. The L.L.C. financed its acquisition of the property with a loan from Bear Stearns Commercial Mortgage, Inc, a New York corporation. In June 2004, BBY Schaumburg 1031, L.L.C. began offering 99% of the undivided tenant in common interests in the real estate and improvements thereon located at 905-915 East Golf Road, Schaumburg, Illinois for \$6,633,000 in cash plus the assumption of the existing indebtedness to certain qualified persons in need of replacement properties to complete a 1031 tax-deferred exchange. Total price, \$12,605,000, consisted of \$6,905,000 in debt assumption and \$5,700,000 in equity investment, 1% of which was required by the lender to be retained by BBY Schaumburg 1031, L.L.C. The difference between the real estate acquisition price of \$11,655,110 and the total price of \$13,605,000 consists of \$600,000 acquisition fee, \$400,000 for property reserve accounts, and \$949,890 of estimated costs and expenses. The offering was completed in October 2004 when the maximum offering amount was raised.

CROSS CREEK COMMONS SHOPPING CENTER. Cross Creek 1031, L.L.C., a Delaware limited liability company, purchased a multi-tenant retail shopping center on February 17, 2004 from Buckley Shuler Real Estate, L.L.C., a Georgia limited liability company, an unrelated third party. The L.L.C. financed its acquisition of the property with cash and subsequently placed a loan from bear Stearns Commercial Mortgage on the property. In March 2004, Cross Creek 1031, L.L.C. began offering 99% of

60

the undivided tenant in common interests in the real estate and improvements thereon located at 10920-10948 Cross Creek Boulevard, Tampa, Florida for \$6,930,000 in cash plus the assumption of the existing indebtedness to certain qualified persons in need of replacement properties to complete a 1031 tax-deferred exchange. As of June 30, 2004 the L.L.C. had raised \$2,788,000. Total price, \$12,078,762, consisted of \$5,078,762 in debt assumption and \$7,000,000 in equity investment, 1% of which was required by the lender to be retained by Cross Creek 1031, L.L.C. The difference between the real estate acquisition price of \$10,319,583 and the total price of \$12,078,762 consists of \$520,000 acquisition fee, \$150,000 for a property reserve account, and \$1,089,179 of estimated costs and expenses. The offering was completed in August 2004 when the maximum offering amount was raised.

BJ'S SHOPPING CENTER EAST SYRACUSE, NEW YORK. BJS Syracuse 1031, L.L.C., a Delaware limited liability company, purchased a multi-tenant retail shopping center on April 30, 2004 from the American Real Estate Holdings, L.P. a Delaware limited partnership, an unrelated third party. The L.L.C. financed its acquisition of the property with a loan and cash. In June 2004, BJS Syracuse 1031, L.L.C. began offering 99% of the undivided tenant in common interests in

Edgar Filing: INLAND WESTERN RETAIL REAL ESTATE TRUST INC - Form POS AM

the real estate and improvements thereon located at 2-4 Chevy Drive, East Syracuse, New York for \$8,365,500 in cash plus the assumption of the existing indebtedness to certain qualified persons in need of replacement properties to complete a 1031 tax-deferred exchange. The total price of the purchase was \$15,850,000. Total price, \$15,850,000, consisted of \$7,400,000 in debt assumption and \$8,450,000 in equity investment, 1% of which was required by the lender to be retained by BJS Syracuse 1031, L.L.C. The difference between the real estate acquisition price of \$13,500,000 and the total price of \$15,850,000 consists of \$675,000 acquisition fee, \$150,000 for a property reserve account, and \$1,525,000 of estimated costs and expenses. The offering was completed in October 2004 when the maximum offering amount was raised.

BARNES & NOBLE RETAIL CENTER CLAY, NEW YORK. Clay 1031, L.L.C., a Delaware limited liability company, purchased a multi-tenant retail shopping center on April 15, 2004 from Clay First Associates, L.L.C., an unrelated third party. The L.L.C. financed its acquisition of the property with an assumed mortgage and note for \$3,175,000 and cash. In June 2004, Clay 1031, L.L.C. began offering 99% of the undivided tenant in common interests in the real estate and improvements thereon located at 3954-3956 Route 31, Clay, New York for \$3,930,300 in cash plus the assumption of the existing indebtedness to certain qualified persons in need of replacement properties to complete a 1031 tax-deferred exchange. Total price, \$7,145,000, consisted of \$3,175,000 in debt assumption and \$3,970,000 in equity investment, 1% of which was required by the lender to be retained by BJS Syracuse 1031, L.L.C. The difference between the real estate acquisition price of \$6,100,000 and the total price of \$7,145,000 consists of \$305,000 acquisition fee, \$100,000 for a property reserve account, and \$640,000 of estimated costs and expenses.

PORT RICHEY 1031, L.L.C. Port Richey 1031, L.L.C., a Delaware limited liability company, purchased a multi-tenant retail shopping center on January 30, 2004 from Land Capital Group, Inc., an unrelated third party. The L.L.C. financed its acquisition of the property with cash and, on February 25, 2004, placed a loan on the property in the amount of \$2,900,000 from Bear Stearns Commercial Mortgage, Inc. In July 2004, Port Richey Exchange, L.L.C., a Delaware limited liability company and initial beneficiary of Port Richey 1031, L.L.C., offered its entire membership interest in the LLC to certain qualified persons in need of a replacement property to complete a 1031 tax-deferred exchange. The total price was \$3,075,000 in cash plus the assumption of the existing indebtedness. The total price, \$5,975,000, consisted of \$2,900,000 in debt assumption and \$3,075 in equity investment. The difference between the real estate acquisition price of \$5,250,000 and the total price of \$5,975,000 consists of \$262,500 acquisition fee, \$437,500 of estimated costs and expenses and \$25,000 for a property reserve account. The offering was completed in July 2004 when the maximum offering amount was raised.

61

WALGREENS STORE HOBART, INDIANA. Hobart 1031, L.L.C., a Delaware limited liability company, purchased a single-tenant retail shopping center on June 10, 2004 from C. Hobart, L.L.C., an unrelated third party. The L.L.C. financed its acquisition of the property with cash. In July 2004, Hobart 1031, L.L.C. began offering 99% of the undivided tenant-in-common interests in the real estate and improvements thereon located at 732 West Old Ridge Road, Hobart, Indiana for \$6,534,000 in cash to certain qualified persons in need of replacement properties to complete a 1031 tax-deferred exchange. The total price, \$6,534,000, consists of an equity investment, 1% of which will be retained by Hobart 1031, L.L.C. The difference between the real estate acquisition price of \$5,575,000 and the total price of \$6,534,000 consists of \$235,000 acquisition fee, \$50,000 for a property reserve account and \$740,000 of estimated costs and expenses. As of September 30, 2004 there were no investors.

Edgar Filing: INLAND WESTERN RETAIL REAL ESTATE TRUST INC - Form POS AM

KRAFT COLD STORAGE FACILITY, MASON CITY, IOWA. Mason City 1031, L.L.C., a Delaware limited liability company, purchased a single-tenant light industrial building on June 2, 2004 from MDG Iowa, L.P., an unrelated third party. The L.L.C. financed its acquisition of the property with a mortgage and note for \$5,333,000 and cash. In July 2004, Mason City 1031, L.L.C. began offering 99% of the undivided tenant-in-common interests in the real estate and improvements thereon located at 904-12th Street, Mason City, Iowa for \$5,610,330 in cash plus the assumption of the existing indebtedness to certain qualified persons in need of replacement properties to complete a 1031 tax-deferred exchange. The total price, \$11,000,000, consisted of \$5,330,000 in debt assumption and \$5,667,000 in equity investment, 1% of which was required by the lender to be retained by Mason City 1031, L.L.C. The difference between the real estate acquisition price of \$9,550,000 and the total price of \$11,000,000 consists of \$480,000 acquisition fee, \$100,000 for a property reserve account, environmental insurance credit of \$50,000 and \$820,000 of estimated costs and expenses.

HUNTINGTON SQUARE PLAZA, NEW YORK. Huntington Square 1031, L.L.C., a Delaware limited liability company, purchased a multi-tenant retail shopping center on July 16, 2004 from Starwood Ceruzzi Commack, L.L.C., an unrelated third party. The L.L.C. financed its acquisition of the property with an assumed first mortgage and note for \$19,150,000, a junior loan in the amount of \$6,180,000 and cash. On August 30, 2004, Huntington Square 1031, L.L.C. began offering 99% of the undivided tenant-in-common interests in the real estate and improvements thereon located at 3124 East Jericho Turnpike, New York for \$20,050,000 in cash plus the assumption of the existing first mortgage indebtedness to certain qualified persons in need of replacement properties to complete a 1031 tax-deferred exchange. The total price, \$39,200,000, consisted of \$19,150,000 in debt assumption and \$20,050,000 in equity investment, 1% of which was required by the lender to be retained by Huntington Square 1031, L.L.C. The difference between the real estate acquisition price of \$24,821,392 and the total price of \$39,200,000 consists of \$1,500,000 acquisition fee, \$150,000 for a property reserve account and \$2,728,608 of estimated costs and expenses.

BEST BUY STORE, REYNOLDSBURG, OHIO. Reynoldsburg 1031, L.L.C., a Delaware limited liability company, purchased a single-tenant retail shopping center on August 5, 2004 from NOCA Retail Development Limited, an unrelated third party. The L.L.C. financed its acquisition of the property with a loan from Bear Stearns Commercial Mortgage, Inc. for \$4,950,000 and cash. In June 2004, Reynoldsburg 1031, L.L.C. began offering 99% of the undivided tenant-in-common interests in the real estate and improvements thereon located at 2872 Taylor Road, Reynoldsburg, Ohio for \$5,395,000 in cash plus the assumption of the existing indebtedness to certain qualified persons in need of replacement properties to complete a 1031 tax-deferred exchange. The total price, \$10,345,000, consisted of \$4,950,000 in debt assumption and \$5,395,000 in equity investment, 1% of which was required by the lender to be retained by Reynoldsburg 1031, L.L.C. The difference between the real estate acquisition price of \$9,000,000 and the total price of \$10,345,000 consists of \$450,000 acquisition fee, \$100,000 for a property reserve account and \$795,000 of estimated costs and expenses.

62

The following summary table describes the fees and expenses incurred by each of our entities in our 1031 Exchange Private Placement Offering Project.

| | | | | |
|-------------------------|------------------------------|------------|---------------------|---------------------|
| | Sentry Office Building | Pets Bowie | 1031 Chattanooga | Lans Shop Cen |
| Landings of Sarasota | | | | |

Edgar Filing: INLAND WESTERN RETAIL REAL ESTATE TRUST INC - Form POS AM

| | DBT | DBT | DBT | DBT | DBT |
|--------------------------------------|-------------------|------------|--------------------|------------|------------|
| Commissions & Fees(1) | Up to 8.5% | Up to 8.5% | Up to 8.5% | Up to 8.5% | Up to 8.5% |
| Selling Commission To 3rd Party Reps | 6.00% | 6.00% | 6.00% | 6.00% | 6.00% |
| Due Diligence Fee | 0.50% | 0.50% | 0.50% | 0.50% | 0.50% |
| Marketing Expenses | 1.00% | 1.50% | 1.50% | 1.50% | 1.50% |
| Offering & Organization | 1.00% | 0.50% | 0.50% | 0.50% | 0.50% |
| Mortgage Broker Fee (IMC) (2) | 0.50% | 0.50% | 0.50% | 0.50% | 0.50% |
| Acquisition Fee & Carrying Costs(3) | | | | | |
| Acquisition Fee | N/A | 0.71% | 0.77% | 0.90% | 0.90% |
| Bridge Financing Fees | N/A | N/A | 1.49% | 0.50% | 0.50% |
| Total Load(4) | 11.25%- 12.75% | 14.23% | 13.68% | 14.39% | 14.39% |
| Asset Management Fees(5) | N/A | 0.75% | 1.00% | 0.56% | 0.56% |
| Property Management Fees(6) | 4.5% | 5.0% | Paid by Asset Mgr. | | 5.0% |
| Backend Sales Commission | 3.5% | 3.5% | 3.5% | 3.5% | 3.5% |

| | Taunton Circuit DBT | Broadway Commons DBT | Bell Plaza 1031 LLC | Inland 210 Celebration Place DBT | Comp Ret Buil LL |
|--------------------------------------|---------------------------|----------------------------|------------------------|---|---------------------------|
| Commissions & Fees(1) | Up to 8.0% | Up to 8.77% | Up to 9.19% | Up to 5.27% | |
| Selling Commission To 3rd Party Reps | 6.00% | 6.00% | 6.00% | 3.81% | |
| Due Diligence Fee | 0.50% | 0.50% | 0.50% | 0.00% | |
| Marketing Expenses | 1.00% | 1.00% | 1.00% | 0.50% | |
| Offering & Organization | 0.50% | 1.27% | 1.69% | 0.96% | |
| Mortgage Broker Fee (IMC) (2) | 0.61% | 0.50% | 0.50% | 0.50% | |
| Acquisition Fee & Carrying Costs(3) | | | | | |
| Acquisition Fee | 0.69% | 0.75% | N/A | 0.89% | |
| Bridge Financing Fees | 0.07% | 0.23% | N/A | 0.23% | |
| Total Load(4) | 11.89% | 12.98% | 23.02% | 10.52% | |
| Asset Management Fees(5) | 0.57% | N/A | 0.53% | 0.53% | |
| Property Management Fees(6) | 4.0% | 5.0% | 5.0% | 4.5% | |
| Backend Sales Commission | N/A | N/A | 3.5% | N/A | |

63

| Fleet Office Building 1031 LLC | Davenport Deere Distribution Facility 1031 LLC | Grand Chute DST | Macon Office DST | White Settlem Road Investm LLC |
|---|--|-----------------------|------------------------|--|
|---|--|-----------------------|------------------------|--|

Edgar Filing: INLAND WESTERN RETAIL REAL ESTATE TRUST INC - Form POS AM

| | Up to | Up to | Up to | Up to | U |
|--------------------------------------|--------|--------|--------|--------|---|
| Commissions & Fees(1) | 8.52% | 8.42% | 8.82% | 8.52% | |
| Selling Commission To 3rd Party Reps | | | | | |
| Due Diligence Fee | 6.00% | 6.00% | 6.00% | 6.00% | |
| Marketing Expenses | 0.50% | 0.50% | 0.50% | 0.50% | |
| Offering & Organization | 1.00% | 1.00% | 1.00% | 1.00% | |
| Mortgage Broker Fee (IMC) (2) | 1.02% | 0.92% | 1.32% | 1.02% | |
| Acquisition Fee & Carrying Costs(3) | 0.50% | 0.71% | 0.50% | 0.50% | |
| Acquisition Fee | 0.85% | 0.77% | 0.84% | 0.72% | |
| Bridge Financing Fees | 0.35% | 0.72% | 0.13% | 0.81% | |
| Total Load(4) | 14.57% | 13.18% | 12.96% | 14.24% | 3 |
| Asset Management Fees(5) | 0.49% | 0.50% | 0.66% | 0.66% | |
| Property Management Fees(6) | 4.5% | 4.5% | 5.0% | 4.5% | |
| Backend Sales Commission | N/A | N/A | N/A | N/A | |

| | Pier 1 Retail Center 1031 LLC | Long Run 1031 LLC | Forestville 1031 LLC | Bed, Bath & Beyond 1031 LLC | C C Co 103 |
|--|--|----------------------|-------------------------|-----------------------------------|---------------------|
|--|--|----------------------|-------------------------|-----------------------------------|---------------------|

| | | | | |
|--------------------------------------|-------------|-------------|-------------|-------------|
| Commissions & Fees(1) | Up to 8.73% | Up to 8.37% | Up to 8.40% | Up to 8.70% |
| Selling Commission To 3rd Party Reps | | | | |
| Due Diligence Fee | 6.00% | 5.84% | 5.54% | 6.00% |
| Marketing Expenses | 0.50% | 0.49% | 0.46% | 0.50% |
| Offering & Organization | 1.00% | 0.97% | 0.93% | 1.00% |
| Mortgage Broker Fee (IMC) (2) | 1.23% | 1.07% | 1.46% | 1.20% |
| Acquisition Fee & Carrying Costs(3) | 0.50% | 0.47% | 0.43% | 0.55% |
| Acquisition Fee | 4.29% | 5.31% | 5.00% | 5.15% |
| Bridge Financing Fees | 0.94% | | | |
| Total Load(4) | 8.28% | 22.38% | 21.34% | 23.13% |
| Asset Management Fees(5) | 0.06% | 0.20% | 0.00% | 0.15% |
| Property Management Fees(6) | 5.0% | 5.0% | 5.0% | 5.0% |
| Backend Sales Commission | N/A | N/A | N/A | N/A |

64

| | Barnes & Noble Retail Center 1031 LLC | Port Richey 1031 LLC | Walgreens Store Hobart 1031 LLC | Kraft Cold Storage Facility 1031 LLC | Huntin Squa Plaz 1031 |
|--|---|-------------------------|--|---|--------------------------------|
|--|---|-------------------------|--|---|--------------------------------|

| | | | | |
|--------------------------------------|-------------|------------|-------------|-------------|
| Commissions & Fees(1) | Up to 8.69% | Up to 8.4% | Up to 9.02% | Up to 8.75% |
| Selling Commission To 3rd Party Reps | | | | |
| Due Diligence Fee | 6.00% | 5.55% | 6.00% | 6.00% |
| Marketing Expenses | 0.50% | 0.46% | 0.50% | 0.50% |
| | 1.00% | 0.93% | 1.00% | 1.00% |

Edgar Filing: INLAND WESTERN RETAIL REAL ESTATE TRUST INC - Form POS AM

| | | | | |
|--|--------|--------|--------|--------|
| Offering & Organization | 1.19% | 1.46% | 1.02% | 1.25% |
| Mortgage Broker Fee (IMC) (2) | 0.50% | 0.43% | N/A | 0.50% |
| Acquisition Fee & Carrying Costs(3) | | | | |
| Acquisition Fee | 5.00% | 5.00% | 4.22% | 5.03% |
| Bridge Financing Fees | 0.49% | 0.56% | 1.25% | 0.56% |
| Total Load(4) | 23.80% | 22.80% | 14.77% | 22.94% |
| Asset Management Fees(5) | 0.13% | 0.00% | 0.08% | 0.05% |
| Property Management Fees(6) | 5.0% | 5.0% | 4.5% | 4.5% |
| Backend Sales Commission | N/A | N/A | N/A | N/A |

(1) Commissions and fees are calculated as a percentage of the equity portion of each deal.

(2) The Mortgage Broker Fee is calculated as a percentage of the debt portion of each deal.

(3) Acquisition & Carrying Costs are calculated as a percentage of the real estate acquisition price.

(4) The Total Load is calculated as a percentage of the equity portion of each deal. The Total Load includes the Commissions & Fees, Mortgage Broker Fee, Acquisition Fee & Carrying Costs, as well as any other non-affiliated third party expenses.

(5) Asset Management Fees are calculated as a percentage of the value of the assets under management. However, for The Landings and Broadway Commons, which are both Master Lease deals, the Master Tenant Income is the residual cash flow from the Property after payment of the Master Lease Rent. As a result, it is not possible to accurately represent the Master Tenant Income as a percentage of the value of the assets under management.

(6) Property Management Fees are calculated as a percentage of Gross Income from the property.

The following additional fees are the same for each deal:

Loan Servicing Fee - IMSC will be compensated with a monthly fee equal to the outstanding principal balance of the loan at the beginning of every month multiplied by 1/8% then divided by 12. This figure, however, shall never exceed \$10,000, nor be less than \$1,200 monthly.

Termination Fees - (i) MASTER LEASE: 8.333% of the last 12 Months of NOI less Rent payments for the same 12 months multiplied by the number of months remaining on the then-current term of the Master Lease and (ii) ASSET & PROPERTY MANAGEMENT AGREEMENTS: The sum of the current monthly AM & PM fees times the number of months remaining on the term.

65

The following table summarizes cash distributions to investors for each of the 1031 Exchange Private Placement Offering Projects through September 30, 2004:

1031 EXCHANGE PERFORMANCE
DISTRIBUTIONS THROUGH SEPTEMBER 30, 2004

Edgar Filing: INLAND WESTERN RETAIL REAL ESTATE TRUST INC - Form POS AM

| Name of Entity | Number of Investors | Offering Equity (\$) | Offering Completed (\$) | Distribution To Date (\$) |
|--|---------------------|----------------------|-------------------------|---------------------------|
| Landings of Sarasota DBT | 9 | 4,000,000 | 05/2002 | 887,0 |
| Sentry Office Building DBT | 7 | 3,500,000 | 04/2002 | 757,3 |
| Pets Bowie DBT | 7 | 2,600,000 | 07/2002 | 523,3 |
| 1031 Chattanooga DBT | 9 | 1,900,000 | 05/2002 | 356,9 |
| Lansing Shopping Center DBT | 5 | 5,000,000 | 09/2001 | 854,5 |
| Inland 220 Celebration Place DBT | 35 | 15,800,000 | 09/2003 | 2,141,9 |
| Taunton Circuit DBT | 1 | 3,750,000 | 09/2002 | 600,7 |
| Broadway Commons DBT | 32 | 8,400,000 | 12/2003 | 813,1 |
| Bell Plaza 1031, LLC | 1 | 890,000 | 11/2003 | 218,7 |
| Inland 210 Celebration Place DBT | 1 | 6,300,000 | 01/2003 | 891,2 |
| CompUSA Retail Building, LLC | 11 | 3,950,000 | 02/2004 | 307,5 |
| Janesville Deere Distribution Facility 1031, LLC | 35 | 10,050,000 | 01/2004 | 675,1 |
| Fleet Office Building 1031, LLC | 30 | 10,000,000 | 01/2004 | 620,7 |
| Davenport Deere Distribution Facility 1031, LLC | 35 | 15,700,000 | 04/2004 | 781,0 |
| Grand Chute DST | 29 | 5,370,000 | 03/2004 | 265,1 |
| Macon Office DST | 29 | 6,600,000 | 03/2004 | 380,6 |
| White Settlement Road Investment, LLC | 1 | 1,420,000 | 12/2003 | 85,4 |
| Plainfield Marketplace 1031, LLC | 31 | 12,475,000 | 06/2004 | 184,4 |
| Pier 1 Retail Center 1031, LLC | 22 | 4,300,000 | 06/2004 | 105,4 |
| Long Run 1031, LLC | 1 | 4,935,000 | 05/2004 | 120,0 |
| Forestville 1031, LLC | 1 | 3,900,000 | 05/2004 | 80,5 |
| Bed, Bath & Beyond 1031, LLC | 19 | 6,633,000 | * | 49,5 |
| Cross Creek Commons 1031, LLC | 26 | 6,930,000 | 08/2004 | 119,4 |
| BJ's Shopping Center 1031, LLC | 7 | 8,365,000 | * | 8,6 |
| Barnes & Noble Retail Center 1031, LLC | 1 | 3,930,000 | * | 1,5 |

| Name of Entity | 2003 Annual Distribution (%) | 2004 Annual Distribution (%) |
|--|------------------------------|------------------------------|
| Landings of Sarasota DBT | 8.07 | 8.39 |
| Sentry Office Building DBT | 8.73 | 9.25 |
| Pets Bowie DBT | 8.89 | 9.12 |
| 1031 Chattanooga DBT | 8.26 | 8.26 |
| Lansing Shopping Center DBT | 8.29 | 8.96 |
| Inland 220 Celebration Place DBT | 8.10 | 8.10 |
| Taunton Circuit DBT | 8.31 | 8.31 |
| Broadway Commons DBT | 8.22 | 8.26 |
| Bell Plaza 1031, LLC | 14.67 | 16.05 |
| Inland 210 Celebration Place DBT | 8.23 | 8.23 |
| CompUSA Retail Building, LLC | 8.05 | 8.17 |
| Janesville Deere Distribution Facility 1031, LLC | 7.23 | 7.35 |
| Fleet Office Building 1031, LLC | 7.19 | 7.19 |
| Davenport Deere Distribution Facility 1031, LLC | 7.36 | 7.36 |
| Grand Chute DST | 8.48 | 8.49 |
| Macon Office DST | 8.20 | 8.20 |
| White Settlement Road Investment, LLC | | 8.34 |
| Plainfield Marketplace 1031, LLC | | 7.09 |

Edgar Filing: INLAND WESTERN RETAIL REAL ESTATE TRUST INC - Form POS AM

| | |
|--|------|
| Pier 1 Retail Center 1031, LLC | 7.20 |
| Long Run 1031, LLC | 9.42 |
| Forestville 1031, LLC | 7.55 |
| Bed, Bath & Beyond 1031, LLC | 7.58 |
| Cross Creek Commons 1031, LLC | 7.30 |
| BJ's Shopping Center 1031, LLC | 7.69 |
| Barnes & Noble Retail Center 1031, LLC | 6.65 |

66

| Name of Entity | Number of Investors | Offering Equity (\$) | Offering Completed (\$) | Distributio To Date (\$) |
|---------------------------------------|---------------------------|----------------------------|-------------------------------|--------------------------------|
| Port Richey 1031 LLC | 1 | 3,075,000 | 07/2004 | - |
| Walgreen Store Hobart 1031, LLC | 0 | 6,534,000 | * | - |
| Kraft Cold Storage Facility 1031, LLC | 0 | 11,000,000 | * | - |
| Huntington Square Plaza 1031, LLC | 0 | 39,200,000 | * | - |
| Best Buy Store Reynoldsburg 1031, LLC | 0 | 10,345,000 | * | - |
| | | 226,852,000 | | 11,830,4 |
| | | 226,852,000 | | 11,830,4 |

| Name of Entity | 2003 Annual Distribution (%) | 2004 Annual Distribution (%) |
|---------------------------------------|------------------------------------|------------------------------------|
| Port Richey 1031 LLC | | 9.24 |
| Walgreen Store Hobart 1031, LLC | | 5.78 |
| Kraft Cold Storage Facility 1031, LLC | | 7.00 |
| Huntington Square Plaza 1031, LLC | | 6.48 |
| Best Buy Store Reynoldsburg 1031, LLC | | 6.73 |

* Offering was not complete as of September 30, 2004

67

MANAGEMENT

INLAND AFFILIATED COMPANIES

The Inland Group, Inc. was started by a group of Chicago schoolteachers in 1967, and incorporated the following year. The founders of The Inland Group and its affiliates are still centered in the Chicago metropolitan area. Over the past 35 years, The Inland Group and its affiliates have experienced significant growth and now make up a fully-integrated group of legally and financially separate companies that have been engaged in diverse facets of real estate providing property management, leasing, marketing, acquisition, disposition, development, redevelopment, renovation, construction, finance, investment products, and other related services. The Inland Real Estate Group of Companies (sometimes referred to as "Inland") represents the marketing name for these separate legal entities that are either subsidiaries of the same entity,

Edgar Filing: INLAND WESTERN RETAIL REAL ESTATE TRUST INC - Form POS AM

affiliates of each other, share some common ownership or were previously sponsored by Inland Real Estate Investment Corporation. Inland in the aggregate was ranked by Crain's Chicago Business in April 2004 as the 28th largest privately held company headquartered in the Chicago area. Among the affiliates of Inland is one of the largest property management firms in Illinois and one of the largest commercial real estate and mortgage banking firms in the Midwest.

As of September 30, 2004 Inland and its affiliates have more than 1,000 employees, own properties in 42 states, and have managed assets in excess of \$10 billion. The senior management includes executives of The Inland Group and its affiliates. Our management personnel have substantial experience in a full range of real estate services. Our top seven senior executives have an average of over 25 years experience in the real estate industry.

Our business manager/advisor and managing dealer are affiliates of Inland. The relevant skills and experience of each of the Inland affiliated companies, developed over the course of more than 35 years in business, primarily in the Chicago metropolitan area, are available to us in the conduct of our business.

As of September 30, 2004, our sponsor, Inland Real Estate Investment Corporation, is the general partner of limited partnerships which own in excess of 3,455 acres of pre-development land in the Chicago area, as well as approximately 16.9 million square feet of real property in Chicago and nationwide.

Inland developed expertise in real estate financing as it bought and sold properties over the years. Inland Mortgage Corporation was incorporated in 1977. As of September 30, 2004 Inland Mortgage Corporation has originated more than \$7 billion in financing including loans to third parties and affiliated entities.

Inland Mortgage Investment Corporation and Inland Mortgage Servicing Corporation were incorporated in 1990, delineating the functions and duties associated with financing. As of September 30, 2004, Inland Mortgage Investment Corporation owned an approximately \$76 million loan portfolio, and Inland Mortgage Servicing Corporation serviced a loan portfolio of 558 loans exceeding \$3.7 billion.

The Inland Property Management companies are responsible for collecting rent, and leasing and maintaining the rental properties they manage.

The Inland Property Management companies managed over 54 million square feet of commercial properties in 42 states as of September 30, 2004. A substantial portion of the portfolio, approximately 14.8 million square feet, consists of properties leased on a triple-net lease basis. A triple-net lease means that the tenant operates and maintains the property and pays rent that is net of taxes, insurance, and

68

operating expenses. This group also manages more than 11,500 multi-family units that are principally located in the Chicago area.

Inland US Management LLC, Inland Southwest Management LLC and Inland Pacific Management LLC, our management companies, were formed to segregate responsibility for management of our properties from Inland Property Management companies' growing management portfolio of retail properties. Our property management companies are responsible for collecting rent, leasing, and maintaining the retail properties they manage. These properties are primarily intended to be our properties in our primary geographical area of investment. Our property management companies are owned primarily by individuals who are affiliates of Inland.

Edgar Filing: INLAND WESTERN RETAIL REAL ESTATE TRUST INC - Form POS AM

Inland Real Estate Acquisitions, Inc., another company affiliated with Inland, has extensive experience in acquiring real estate for investment. Over the years, it and its affiliates have acquired over 1,700 properties for over \$10 billion.

Inland Real Estate Development Corporation has handled the design, approval and entitlement of land parcels which have included in excess of 10,900 residential units, 11.8 million square feet of retail land and 7.6 million square feet of industrial land. They have been responsible for the land development of land for over 3,300 of those residential units, 6.7 million square feet of the retail land and all 7.6 million square feet of the industrial land. They currently handle an inventory of over 3,000 acres of prime land for development.

Inland Real Estate Sales, Inc., another affiliate of Inland, is one of the largest "mid-market" commercial brokerage specialists in the Midwest. In the last three years it has completed more than \$380 million in commercial real estate sales. Inland Real Estate Sales, Inc. has been involved in the sale of more than 2,500 multi-family units and over 3.5 million square feet of commercial property.

See also "Prior Performance of our Affiliates" and APPENDIX A - "Prior Performance Tables" for information concerning over \$2.9 billion raised from over 75,000 investors in connection with two other REITs, one other public real estate equity program, one private real estate equity program and five private placement mortgage and note programs and nine real estate exchange private placement offerings sponsored by The Inland Group affiliated companies during the 10-year period ending September 30, 2004, and the prior performance of those programs. During the last 35 years, more than 100,000 investors were in the Inland Group's 238 completed programs as of December 8, 2004, with no investor losses of initial invested capital in any completed equity program.

69

The following sets forth information with respect to the directors and principal executive officers of The Inland Group:

| NAME | AGE* | POSITION AND OFFICE WITH THE INLAND GR |
|-------------------|------|---|
| ---- | ---- | ----- |
| Daniel L. Goodwin | 60 | Chairman, president and director |
| Robert H. Baum | 60 | Vice chairman, executive vice president counsel and director |
| G. Joseph Cosenza | 60 | Vice chairman and director |
| Robert D. Parks | 60 | Director |

*As of January 1, 2004

Messrs. Goodwin, Baum, Cosenza and Parks were the founders of Inland.

DANIEL L. GOODWIN, is a founding and controlling stockholder of and the Chairman of the Board and Chief Executive Officer of The Inland Group, Inc. Mr. Goodwin also serves as a director or officer of entities wholly owned or

Edgar Filing: INLAND WESTERN RETAIL REAL ESTATE TRUST INC - Form POS AM

controlled by The Inland Group. In addition, Mr. Goodwin is the Chairman of the Board and Chief Executive Officer of Inland Mortgage Investment Corporation and Chairman and Chief Executive Officer of Inland Bancorp, a bank holding company. He is a director of Inland Real Estate Corporation and he also oversees numerous stock market investment portfolios and is the advisor for Inland Mutual Fund Trust, a publicly traded mutual fund.

HOUSING. Mr. Goodwin is a member of the National Association of Realtors, the Illinois Association of Realtors and the Northern Illinois Commercial Association of Realtors. He is also the author of a nationally recognized real estate reference book for the management of residential properties. Mr. Goodwin serves on the Board of the Illinois State Affordable Housing Trust Fund. He served as an advisor for the Office of Housing Coordination Services of the State of Illinois, and as a member of the Seniors Housing Committee of the National Multi-Housing Council. He has served as Chairman of the DuPage County Affordable Housing Task Force. Mr. Goodwin also serves as Chairman of New Directions Affordable Housing Corporation.

EDUCATION. Mr. Goodwin obtained his Bachelor's and Master's Degrees from Illinois State universities. Following graduation, he taught for five years in the Chicago Public Schools. More recently, Mr. Goodwin has served as a member of the Board of Governors of Illinois State Colleges and Universities. He is Vice Chairman of the Board of Trustees of Benedictine University, Vice Chairman of the Board of Trustees of Springfield College and Chairman of the Board of Trustees of Northeastern Illinois University.

ROBERT H. BAUM has been with The Inland Group and has affiliates since 1968 and is one of the four original principals. Mr. Baum is vice chairman and executive vice president-general counsel of The Inland Group. In his capacity as general counsel, Mr. Baum is responsible for the supervision of the legal activities of The Inland Group and its affiliates. This responsibility includes the supervision of The Inland Group Law Department and serving as liaison with outside counsel. Mr. Baum has served as a member of the North American Securities Administrators Association Real Estate Advisory Committee and as a member of the Securities Advisory Committee to the Secretary of State of Illinois. He is a member of the American Corporation Counsel Association and has also been a guest lecturer for the Illinois State Bar Association. Mr. Baum has been admitted to practice before the Supreme Court of the

70

United States, as well as the bars of several federal courts of appeals and federal district courts and the State of Illinois. He is also an Illinois licensed real estate broker. He has served as a director of American National Bank of DuPage and currently serves as a director of Inland Bancorp Holding Company and of Westbank. Mr. Baum also is a member of the Governing Council of Wellness House, a charitable organization that provides emotional support for cancer patients and their families.

G. JOSEPH COSENZA has been with The Inland Group and its affiliates since 1968 and is one of the four original principals and founders. Mr. Cosenza is a director and vice chairman of The Inland Group and oversees, coordinates and directs Inland's many enterprises. In addition, Mr. Cosenza immediately supervises a staff of 19 persons who engage in property acquisition and due diligence. Mr. Cosenza has been a consultant to other real estate entities and lending institutions on property appraisal methods. He has directly overseen the purchase of close to \$10.5 billion of income-producing real estate from 1968 to present.

Mr. Cosenza received his B.A. Degree from Northeastern Illinois University and his Master's Degree from Northern Illinois University. From 1967 to 1972, he

Edgar Filing: INLAND WESTERN RETAIL REAL ESTATE TRUST INC - Form POS AM

taught in the LaGrange and Wheeling, Illinois School Districts and he served as assistant principal and taught in the Wheeling, Illinois School District while the four schoolteacher partners operated Inland on a part time basis. Mr. Cosenza has been a licensed real estate broker since 1968 and an active member of various national and local real estate associations, including the National Association of Realtors and the Urban Land Institute.

Mr. Cosenza also has been chairman of the board of American Bank of DuPage and has served on the board of directors of Continental Bank of Oakbrook Terrace. He was the chairman and is presently a director on the board of Inland Bankcorp, which owns Westbank in Westchester, Hillside and Lombard, Illinois. Mr. Cosenza has been a director since 1994 to Inland Real Estate Corporation, a \$1.7 billion asset publicly traded REIT and is also a member of the management committee.

ROBERT D. PARKS is a director of The Inland Group, Inc. and one of its four original principals; chairman of Inland Real Estate Investment Corporation, a director of Inland Securities Corporation, and a director of Inland Investment Advisors, Inc. Mr. Parks is president, chief executive officer and a director of Inland Real Estate Corporation. He is chairman, chief executive officer and an affiliated director of Inland Retail Real Estate Trust, Inc., and is our chairman, chief executive officer, and an affiliated director.

Mr. Parks is responsible for the ongoing administration of existing investment programs, corporate budgeting and administration for Inland Real Estate Investment Corporation. He oversees and coordinates the marketing of all investments and investor relations.

Prior to joining Inland, Mr. Parks taught in Chicago's public schools. He received his B.A. Degree from Northeastern Illinois University and his M.A. Degree from the University of Chicago. He is a registered Direct Participation Program Limited Principal with the National Association of Securities Dealers. He is a member of the Real Estate Investment Association, the Financial Planning Association, the Foundation for Financial Planning as well as a member of the National Association of Real Estate Investment Trusts (NAREIT).

OUR GENERAL MANAGEMENT

We operate under the direction of our board of directors. Our board is responsible for our business and management. Our board sets our policies and strategies. Our business manager/advisor is responsible for the day-to-day management of our affairs and the implementation of the policies of our board. Inland US Management LLC, Inland Southwest Management LLC and Inland Pacific Management LLC are responsible for managing, maintaining and leasing the individual properties.

71

Inland Real Estate Acquisitions, Inc. is responsible for acquiring properties. Inland Risk and Insurance Management Services, Inc., an affiliate of The Inland Group, Inc., is responsible for providing insurance coverage on the properties. Inland Mortgage Corporation, Inland Mortgage Servicing Corporation and Inland Mortgage Investment Corporation are responsible for the purchase, sales and servicing of mortgages. See "Compensation Table" for a description of the fees paid to our affiliates.

OUR DIRECTORS AND EXECUTIVE OFFICERS

The following table sets forth information with respect to our directors and executive officers:

Edgar Filing: INLAND WESTERN RETAIL REAL ESTATE TRUST INC - Form POS AM

| NAME | AGE | POSITION AND OFFICE WITH US |
|----------------------------|-----|--|
| Robert D. Parks..... | 60 | Chairman, chief executive officer and director |
| Roberta S. Matlin..... | 59 | Vice president -- administration |
| Scott W. Wilton..... | 43 | Secretary |
| Steven P. Grimes..... | 37 | Treasurer and principal financial officer |
| Lori J. Foust..... | 39 | Principal accounting officer |
| Brenda G. Gujral..... | 61 | Affiliated director |
| Frank A. Catalano, Jr..... | 42 | Independent director |
| Kenneth H. Beard..... | 64 | Independent director |
| Paul R. Gauvreau..... | 64 | Independent director |
| Gerald M. Gorski..... | 61 | Independent director |
| Barbara A. Murphy..... | 66 | Independent director |

 *As of January 1, 2004

ROBERTA S. MATLIN has been our vice president of administration since our formation. Ms. Matlin joined Inland Real Estate Investment Corporation in 1984 as director of investor administration and currently serves as senior vice president of our sponsor, directing its day-to-day internal operations. Ms. Matlin is a director of our sponsor, a director and president of Inland Investment Advisors, Inc., and Intervest Southern Real Estate Corporation, and a director and vice president of Inland Securities Corporation. Since 1998, she has been vice president of administration of Inland Retail Real Estate Trust. She is president and a director of Inland Investment Advisors, Inc. and Intervest Southern Real Estate Corporation. She was vice president of administration of Inland Real Estate Corporation from 1995 until 2000. From June 2001 until April 2004 she was a trustee and executive vice president of Inland Mutual Fund Trust. Prior to joining Inland, she worked for the Chicago Region of the Social Security Administration of the United States Department of Health and Human Services. Ms. Matlin is a graduate of the University of Illinois. She holds Series 7, 22, 24, 39, 63 and 65 licenses from the National Association of Securities Dealers, Inc.

SCOTT W. WILTON has been our secretary since our formation. Mr. Wilton joined The Inland Group in January 1995. He is assistant vice president of The Inland Real Estate Group, Inc. and assistant counsel with The Inland Real Estate Group law department. In 1998, Mr. Wilton became secretary of Inland Retail Real Estate Trust, Inc. and Inland Retail Real Estate Advisory Services, Inc. In 2001, he became the Secretary of Inland Real Estate Exchange Corporation. Mr. Wilton is involved in all aspects of The Inland Group's business, including real estate acquisitions and financing, securities law and corporate governance matters, leasing and tenant matters, and litigation management. He received B.S. degrees in economics and history from the University of Illinois at Champaign 1982 and his law degree from Loyola University of Chicago, Illinois 1985. Prior to joining The Inland Group, Mr. Wilton worked for the Chicago law firm of Williams, Rutstein, Goldfarb, Sibrava and Midura, Ltd., specializing in real estate and corporate transactions and litigation.

STEVEN P. GRIMES joined our business manager/advisor as its Chief Financial Officer and became our treasurer and principal financial officer in 2004. He is responsible for our finances and borrowings. Prior to joining our business manager/advisor, Mr. Grimes was a director with Cohen Financial and was a senior

Edgar Filing: INLAND WESTERN RETAIL REAL ESTATE TRUST INC - Form POS AM

manager with Deloitte and Touche. Mr. Grimes received his B.S. Degree in Accounting from Indiana University and is a Certified Public Accountant. Mr. Grimes is a member of the American Institute of Certified Public Accountants, or AICPA, and the Illinois CPA Society.

LORI J. FOUST joined the Inland organization as Vice President of Inland Western Retail Real Estate Advisory Services, Inc. in 2003. Ms. Foust is also our principal accounting officer. She is responsible for our financial and SEC reporting. Prior to joining the Inland organization, Ms. Foust worked in the field of public accounting and was a senior manager in the real estate division for Ernst and Young, LLP. She received her B.S. Degree in Accounting and her M.B.A. Degree from the University of Central Florida. Ms. Foust is a certified public accountant and a member of the AICPA.

BRENDA G. GUJRAL, an affiliated director, is president, chief operating officer and a director of Inland Real Estate Investment Corporation, the parent company of our business manager/advisor. She is also president, chief operating officer and a director of our managing dealer. Mrs. Gujral is also a director of Inland Investment Advisors, Inc., an investment advisor.

Mrs. Gujral has overall responsibility for the operations of Inland Real Estate Investment Corporation, including the distribution of checks to over 50,000 investors, the review of periodic communications to those investors, the filing of quarterly and annual reports for Inland Real Estate Investment Corporation-sponsored publicly registered investment programs with the Securities and Exchange Commission, compliance with other Securities and Exchange Commission and National Association of Securities Dealers securities regulations both for Inland Real Estate Investment Corporation and Inland Securities Corporation, review of asset management activities and marketing and communications with the independent broker-dealer firms selling current and prior Inland Real Estate Investment Corporation sponsored investment programs. She works with internal and outside legal counsel in structuring Inland Real Estate Investment Corporation's investment programs and in connection with the preparation of its offering documents and registering the related securities with the Securities and Exchange Commission and state securities commissions.

Mrs. Gujral has been with the Inland organization for 22 years, becoming an officer in 1982. Prior to joining the Inland organization, she worked for the Land Use Planning Commission establishing an office in Portland, Oregon to implement land use legislation for that state.

She is a graduate of California State University. She holds Series 7, 22, 39 and 63 licenses from the National Association of Securities Dealers and is a member of The National Association of Real Estate Investment Trusts. Ms. Gujral is also a member of the Financial Planning Association, the Foundation for Financial Planning and the National Association for Female Executives.

FRANK A. CATALANO, JR. has served as president of Catalano & Associates since 1999. Catalano & Associates is a real estate company that includes brokerage, property management and rehabilitation and leasing of office buildings. Mr. Catalano's experience also includes mortgage banking. Since 2002, he has been a vice president of First Home Mortgage Company. Prior to that, Mr. Catalano was a regional manager at Flagstar Bank. He also was president and chief executive officer of CCS Mortgage, Inc. from 1995 through 2000, when Flagstar Bank acquired it.

Mr. Catalano is a member of the Elmhurst, IL Chamber of Commerce and as past chairman of the board, he is also a member of the Elmhurst Jaycees, Elmhurst Hospital Board of Governors, Elmhurst Kiwanis and is currently the President of Elmhurst Historical Museum Commission. Mr. Catalano holds a mortgage broker's license.

KENNETH H. BEARD was president and chief executive officer of Exelon Services, an energy services company from 1999-2002, where he had responsibility for financial performance including being accountable for creating business strategy, growing the business through acquisition, integrating acquired companies and developing infrastructure for the combined acquired businesses. Exelon Services is a subsidiary of Exelon Corporation, a New York Stock Exchange listed company. Prior to that position, from 1974 to 1999, Mr. Beard was the founder, president and chief executive officer of Midwest Mechanical, Inc., a heating, ventilation and air conditioning company providing innovative and cost effective construction services and solutions for commercial, industrial, and institutional facilities. From 1964 to 1974 Mr. Beard was employed at The Trane Company, a manufacturer of heating, ventilating and air conditioning equipment having positions in sales, sales management and general management.

Mr. Beard holds a MBA and BSCE from the University of Kentucky and is a licensed mechanical engineer. He is on the board of directors of the Wellness House in Hinsdale, Illinois, a cancer support organization, and Harris Bank - Hinsdale, serves on the Dean's Advisory Council of the University of Kentucky, School of Engineering, and is a past member of the Oak Brook, Illinois Plan Commission (1981-1991).

PAUL R. GAUVREAU is the retired chief financial officer, financial vice president and treasurer of Pittway Corporation, New York Stock exchange listed manufacturer and distributor of professional burglar and fire alarm systems and equipment from 1966 until its sale to Honeywell, Inc. in 2001. He was president of Pittway's non-operating real estate and leasing subsidiaries through 2001. He was a financial consultant to Honeywell, Inc.; Genesis Cable, L.L.C.; ADUSA, Inc. He was a director and audit committee member of Cylink Corporation, a Nasdaq Stock Market listed manufacturer of voice and data security products from 1998 until its merger with Safenet, Inc. in February 2003. Prior to 1995, he was a director and acting chief financial officer instrumental in 1996 Cylink initial public offering.

Mr. Gauvreau holds a MBA from the University of Chicago and a BSC from Loyola University of Chicago. He is on the Board of Trustees and Vice Chairman of the Finance Committee of Benedictine University, Lisle, Illinois; a member of the Board of Trustees of the Chaddick Institute of DePaul University, Chicago, Illinois; and a member of the board of directors and treasurer of the Children's Brittle Bone Foundation, Pleasant Prairie, Wisconsin.

GERALD M. GORSKI is a partner in the law firm of Gorski and Good, Wheaton Illinois. Mr. Gorski's practice is limited to governmental law. His firm represents numerous units of local government in Illinois and Mr. Gorski has served as a Special Assistant State's Attorney and Special Assistant Attorney General in Illinois. He received a Bachelor of Arts degree from North Central College with majors in Political Science and Economics and a Juris Doctor degree from DePaul University Law School where he was placed on the Deans Honor List. Mr. Gorski serves as the Vice-Chairman of the Board of Commissioners for the DuPage Airport Authority. He has written numerous articles on various legal issues facing Illinois municipalities; has been a speaker at a number of municipal law conferences and is a member of the Illinois Bar Association, the Institute for Local Government Law and the International Municipal Lawyers Association.

BARBARA A. MURPHY is the Chairwoman of the DuPage Republican Party. Ms. Murphy is also a member of Illinois Motor Vehicle Review Board and a member of Matrimonial Fee Arbitration Board. Ms. Murphy is a Milton Township Trustee and a committeeman for Milton Township Republican Central Committee. Ms. Murphy previously served as State Central Committeewoman for the Sixth Congressional

Edgar Filing: INLAND WESTERN RETAIL REAL ESTATE TRUST INC - Form POS AM

District and has also served on the DuPage Civic Center Authority Board, the DuPage County Domestic Violence Task Force, and the Illinois Toll Highway Advisory Committee. Ms. Murphy is a founding member of the Family Shelter Service Board. As an active volunteer for Central DuPage Hospital, she acted as the "surgery hostess" (cared for families while a family member was undergoing

74

surgery). Ms. Murphy was a department manager and buyer for J.W. Robinson's and Bloomingdale's and the co-owner of Daffy Down Dilly Gift Shop.

COMMITTEES OF OUR BOARD OF DIRECTORS

Our bylaws provide that our board may establish such committees as the board believes appropriate. The board will appoint the members of the committee in the board's discretion. Our bylaws require that a majority of the members of each committee of our board is to be comprised of independent directors.

Our Board has established an audit committee comprised of Messrs. Catalano, Beard and Gauvreau. Mr. Gauvreau serves as the chair of the Audit Committee and qualifies as our "financial expert" under the rules of the Securities and Exchange Commission. These three directors are independent in accordance with the National Association of Securities Dealers' listing standards and under the Sarbanes-Oxley Act. The board has adopted a written charter for the audit committee.

The audit committee is responsible for the engagement of our independent auditors, reviewing the plans and results of the audit engagement with our auditors, approving services performed by and the independence of our independent auditors, considering the range of audit and non-audit fees, and consulting with our independent auditors regarding the adequacy of our internal accounting controls.

Although we do not have a standing nominating committee or compensation committee of the board, the board itself serves in those capacities.

There is no compensation committee. The board has been responsible for all compensation decisions. As we have no employees, there are no compensation decisions to be made by the board.

Our board does not currently have a nominating committee. Rather, each member of our board participates in the process of identifying and considering individuals for board membership. Our board believes its current process is effective since the current members of the board are seasoned executives from a variety of backgrounds. Each member of our board satisfies the independence requirements under the National Association of Securities Dealers' listing standards and the Sarbanes-Oxley Act, other than Mr. Parks and Mrs. Gujral. The board will consider for recommendation to the board nominations made by stockholders that comply with the procedures described in our proxy statement under the caption "Advance Notice Procedures for Making Director Nominations and Stockholder Proposals."

Once our board has identified a possible nominee (whether through a recommendation from a shareholder or otherwise), the independent members of the board make an initial determination as to whether to conduct a full evaluation of the candidate. This initial determination is based on the information provided to the board when the candidate is recommended, the board's own knowledge of the prospective candidate and information, if any, obtained by the board's inquiries. The preliminary determination is based primarily on the need for additional board members to fill vacancies, expand the size of the board or obtain representation in market areas without board representation and the

likelihood that the candidate can satisfy the evaluation factors described below. If the independent members of the board determine that additional consideration is warranted, it may gather additional information about the candidate's background and experience. The independent members of the board then evaluate the prospective nominee against the following standards and qualifications:

- achievement, experience and independence;
 - wisdom, integrity and judgment;
- 75
- understanding of the business environment; and
 - willingness to devote adequate time to Board duties.

The independent members of the board also consider such other relevant factors as they deem appropriate, including the current composition of the board, the need for audit committee or other expertise and the evaluations of other candidates. In connection with this evaluation, the independent members of the board determine whether to interview the candidate. If the independent members of the board decide that an interview is warranted, one or more of those members, and others as appropriate, interviews the candidate in person or by telephone. After completing this evaluation and interview, the independent members of the board make a recommendation to the full board as to the persons who should be nominated by the board, and the board determines the nominees after considering the recommendation and report of the independent members of the board.

EXECUTIVE COMMITTEE. Our board may establish an executive committee consisting of three directors, including two independent directors. The executive committee would likely exercise all powers of the board in the management of the business and affairs of our company, except for those which require actions by all of the directors or by the independent directors under our articles of incorporation or bylaws or under applicable law.

MANAGEMENT AND DISCLOSURE COMMITTEE. Our board may establish a management disclosure committee to assist in reviewing our disclosures, controls and procedures. The committee may include our directors and directors and officers of our business manager/advisor.

EXECUTIVE COMPENSATION COMMITTEE. Our board may establish an executive compensation committee consisting of three directors, including two independent directors, to establish compensation policies and programs for our executive officers. The executive compensation committee will exercise all powers of our board in connection with establishing and implementing compensation matters, including incentive compensation and benefit plans.

COMPENSATION OF DIRECTORS AND OFFICERS

We pay our independent directors an annual fee of \$5,000 (increased to \$10,000 effective October 1, 2004) plus \$500 for each in person meeting and \$350 for each meeting of the board or a committee of the board attended by telephone, and reimbursement of their out-of-pocket expenses incurred. Our two other directors, Robert D. Parks and Brenda G. Gujral, do not receive any fees or other remuneration for serving as directors.

EXECUTIVE COMPENSATION

We have no employees and our executive officers will not receive any

Edgar Filing: INLAND WESTERN RETAIL REAL ESTATE TRUST INC - Form POS AM

compensation from us for their services as such officers. Our executive officers are officers of one or more of our affiliates, and are compensated by those entities, in part, for their services rendered to us.

COMPLIANCE AND GOVERNANCE

On October 12, 2004, our board of directors unanimously adopted a Code of Business Conduct and Ethics, Nonretaliation Policy, and Complaint Procedures for Accounting and Auditing Matters.

76

INDEPENDENT DIRECTOR STOCK OPTION PLAN

We have an independent director stock option plan under which non-employee directors, as defined under Rule 16b-3 of the Securities Exchange Act of 1934, are eligible to participate.

We have authorized and reserved a total of 75,000 shares of our common stock for issuance under our independent director stock option plan. The number and type of shares which could be issued under the plan may be adjusted if we are the surviving entity after a reorganization or merger or if our stock splits, is consolidated or we are recapitalized. If this occurs, the exercise price of the options will be correspondingly adjusted.

The independent director stock option plan provides for the grant of non-qualified stock options to purchase 3,000 shares to each independent director upon his or her appointment if they meet the conditions in the plan. The plan also provides for subsequent grants of options to purchase 500 shares on the date of each annual stockholder's meeting to each independent director then in office. However, options may not be granted at any time when the grant, along with the grants to be made at the same time to other independent directors, would exceed 10% of our issued and outstanding shares. We have granted options to purchase 3,000 shares at \$8.95 per share to each of our five independent directors. The option price for subsequent options will be equal to the fair market value of a share on the last business day preceding the annual meeting of stockholders. The option price will be fixed at \$8.95 per share until the earlier of the termination of this offering or two years after the commencement of this offering.

One-third of the options granted following an individual initially becoming an independent director are exercisable beginning on the date of their grant, one-third will first become exercisable on the first anniversary of the date of their grant, and the remaining one-third will first become exercisable on the second anniversary of the date of their grant. All other options granted under the independent director stock option plan will become fully exercisable on the second anniversary of their date of grant.

Options granted under the independent director stock option plan are exercisable until the first to occur of

- the tenth anniversary of the date of grant,
- the removal for cause of the independent director as an independent director, or
- three months following the date the independent director ceases to be an independent director for any other reason except death or disability.

The options may be exercised by payment of cash or through the delivery of

Edgar Filing: INLAND WESTERN RETAIL REAL ESTATE TRUST INC - Form POS AM

common stock. They are generally exercisable in the case of death or disability for a period of one year after death or the disabling event, provided that the death or disabling event occurs while the person is an independent director. However, if the option is exercised within the first six months after it becomes exercisable, any shares issued pursuant to such exercise may not be sold until the six month anniversary of the date of the grant of the option. Notwithstanding any other provisions of the independent director stock option plan to the contrary, no option issued pursuant thereto may be exercised if such exercise would jeopardize our status as a REIT under the Internal Revenue Code.

No option may be sold, pledged, assigned or transferred by an independent director in any manner otherwise than by will or by the laws of descent or distribution.

Upon our dissolution, liquidation, reorganization, merger or consolidation as a result of which we are not the surviving corporation, or upon sale of all or substantially all of our property, the independent

77

director stock option plan will terminate, and any outstanding unexercised options will terminate and be forfeited. However, holders of options may exercise any options that are otherwise exercisable immediately prior to the dissolution, liquidation, consolidation or merger. Additionally, our board may provide for any or all of the following alternatives:

- for the assumption by the successor corporation of the options previously granted or the substitution by the corporation for the options covering the stock of the successor corporation, or a parent or subsidiary thereof, with appropriate adjustments as to the number and kind of shares and exercise prices;
- for the continuance of the independent director stock option plan by such successor corporation in which event the independent director stock option plan and the options will continue in the manner and under the terms so provided; or
- for the payment in cash or common stock in lieu of and in complete satisfaction of the options.

OUR BUSINESS MANAGER/ADVISOR

Our business manager/advisor, Inland Western Retail Real Estate Advisory Services, Inc., is an Illinois corporation and a wholly owned subsidiary of our sponsor. Our business manager/advisor reviews and updates our mission statement, determines our businesses' direction, selects the criteria for acquisitions and financing, adjusts the demographic and geographic parameters, analyzes strategic alternatives, adjusts our rate of growth to maximize shareholder value, and updates our business plan that is performed by Inland employees on our behalf involving the combined efforts of highly skilled technical people with many years of experience.

The following table sets forth information regarding the executive officers and directors of our business manager/advisor, all of whom have held their positions and offices since its formation in 1998. The biographies of Messrs. Parks, Cosenza, and Goodwin are set forth above under "-- Inland Affiliated Companies" and the biographies of Mr. Grimes, Ms. Foust and Mr. Wilton are set forth under "-- Our Directors and Executive Officers."

Edgar Filing: INLAND WESTERN RETAIL REAL ESTATE TRUST INC - Form POS AM

| NAME | AGE | POSITION AND OFFICE WITH OUR BUSINESS MANAGER/ADVISOR |
|------------------------|------|--|
| ---- | ---- | ----- |
| Daniel L. Goodwin..... | 60 | Director |
| Robert D. Parks..... | 60 | Director and president |
| G. Joseph Cosenza..... | 60 | Director |
| Steven P. Grimes..... | 37 | Chief financial officer |
| Brenda G. Gujral..... | 61 | Vice president |
| Lori J. Foust..... | 39 | Vice president and controller |
| Scott W. Wilton..... | 43 | Secretary |
| Debra J. Randall..... | 48 | Assistant vice president and assistant controller |

 *As of January 1, 2004

DEBRA J. RANDALL joined our business manager/advisor as assistant vice president on January 30, 2004. Ms. Randall is responsible for our financial and SEC reporting. Prior to joining the business manager/advisor, Ms. Randall was a corporate controller for a privately held real estate company and has over 10 years of real estate experience at several public accounting firms. She received her B.A. Degree

78

in Liberal Arts and is in the process of completing her M.A. Degree from DePaul University. She is a certified public accountant, a member of the Illinois CPA Society and a licensed real estate salesperson.

OUR ADVISORY AGREEMENT

DUTIES OF OUR BUSINESS MANAGER/ADVISOR. Under the terms of our advisory agreement, our business manager/advisor generally has responsibility for our day-to-day operations. This includes the following:

- administering our bookkeeping and accounting functions,
- serving as our consultant in connection with policy decisions to be made by our board, managing our properties or causing them to be managed by another party, and
- rendering other services as our board deems appropriate.

Our business manager/advisor is subject to the supervision of its board and has only such functions as are delegated to it by its board.

TERM OF THE ADVISORY AGREEMENT. The advisory agreement has an initial term of three years and is renewable for successive one-year terms upon the mutual consent of the parties. It may be terminated by either party, by mutual consent of the parties or by a majority of the independent directors or the business manager/advisor, as the case may be, upon 60 days' written notice. If the advisory agreement is terminated, the business manager/advisor must cooperate with us and take all reasonable steps requested by our board to assist it in making an orderly transition of the business management/advisory function. Our board shall determine that any successor business manager/advisor possesses sufficient qualifications to perform the business management/advisory function for us and justify the compensation provided for in its contract with us.

COMPENSATION TO BUSINESS MANAGER/ADVISOR. The advisory agreement provides

Edgar Filing: INLAND WESTERN RETAIL REAL ESTATE TRUST INC - Form POS AM

for the business manager/advisor to be paid:

- an advisor asset management fee after the stockholders have first received a 6% annual return; and
- a property disposition fee; and
- an incentive advisory fee from the net proceeds of a sale of a property after the stockholders have first received a 10% cumulative return and a return of their net investment.

If the business manager/advisor or its affiliates perform services that are outside of the scope of the advisory agreement, we will compensate them at rates and in amounts agreed upon by the business manager/advisor and the independent directors.

The business manager/advisor bears the expenses it incurs in connection with performing its duties under the advisory agreement. These include:

- employee expenses;
- travel and other expenses of its directors, officers and employees;
- rent;
- telephone;
- equipment expenses to the extent they relate to the office maintained by both us and the business manager/advisor; and
- miscellaneous administrative expenses incurred in supervising, monitoring and inspecting real property or our other investments or relating to its performance under the advisory agreement. The business manager/advisor is reimbursed for the cost to it and its affiliates of goods and services used for and by us and obtained from unaffiliated parties. It is also reimbursed for related administrative services. We bear our own expenses for functions the business manager/advisor is not required to perform under the advisory agreement. These generally include capital raising and financing activities, corporate governance matters and other activities not directly related to our properties.

REIMBURSEMENT BY BUSINESS MANAGER/ADVISOR. For any year in which we qualify as a REIT, our business manager/advisor must reimburse us for the amounts, if any:

- by which our total operating expenses paid during the previous fiscal year exceed the greater of
 - 2% of our average assets for that fiscal year or
 - 25% of our net income, before any additions to or allowance for reserves for depreciation, amortization or bad debts or other similar low-cash reserves before any gain from the sale of our assets, for that fiscal year;
- PLUS an amount, so long as it does not exceed the amount of the advisor asset management fee for that year, equal to any deficit between the total amount of distributions to stockholders for such fiscal year and the current return. Current return refers to a

Edgar Filing: INLAND WESTERN RETAIL REAL ESTATE TRUST INC - Form POS AM

cumulative, non-compounded return, equal to 6% per annum on net investment.

The business manager/advisor is also obligated to pay organization and offering expenses in excess of specified levels. See "Compensation Table" for a description of the fees and reimbursements to which the business manager/advisor is entitled. Provided however, only so much of the excess specified in the first bullet point above will be required to be reimbursed as the board, including a majority of the independent directors, determines should justifiably be reimbursed in light of such unanticipated, unusual or non-recurring factors which may have occurred within 60 days after the end of the quarter for which the excess occurred. In this event, the stockholders will be sent a written disclosure and explanation of the factors the independent directors considered in arriving at the conclusion that the higher total operating expenses were justified.

BUSINESS COMBINATION BETWEEN US AND THE BUSINESS MANAGER/ADVISOR. Many REITs that are listed on a national stock exchange or included for quotation on a national market system are considered self-administered, because their employees perform all significant management functions. In contrast, those that are not self-administered, like us, typically engage a third-party, such as our business manager/advisor, to perform management functions on its behalf. If for any reason the independent directors determine that we should become self-administered, the advisory agreement permits the business conducted by the business manager/advisor, including all of its assets, to be acquired by or consolidated into us. A similar provision is included in each management agreement permitting acquisition of the business conducted by the respective property manager, including all of its assets. Until September 15, 2008, such a business combination could only take place with our consent and that of the

80

business manager/advisor and property managers. After September 15, 2008, we could acquire these companies in a business combination without their consent.

If the businesses conducted by the business manager/advisor and/or a property manager are acquired by or consolidated into us, the business manager/advisor and/or the property manager and/or their respective stockholders or members will receive a number of shares in exchange for terminating their respective management agreements and the release and waiver of all fees payable under them. We will be obligated to pay any fees accrued under such contractual arrangements for services rendered through the closing of the acquisitions.

The number of shares we will issue to the business manager/advisor and/or the property managers, as the case may be, will be determined as follows:

- We will first send an election notice to the business manager/advisor and/or the property manager, as the case may be, of our election to proceed with such a transaction.
- Next, the net income of the business manager/advisor and/or the property manager, as the case may be, for the calendar monthly period immediately preceding the calendar month in which the business combination agreement is signed, as determined by an independent audit conducted in accordance with generally accepted auditing standards, will be annualized. The business manager/advisor or the property manager will bear the cost of the audit.
- The annualized net income will then be multiplied by 90% and divided by our funds from operations per weighted average share. Funds from operations per weighted average share will be equal to our annualized

Edgar Filing: INLAND WESTERN RETAIL REAL ESTATE TRUST INC - Form POS AM

funds from operations per weighted average share for the fiscal quarter immediately preceding the fiscal quarter in which the business combination agreement is signed, all based upon our quarterly report delivered to stockholders.

Funds from operations means net income in accordance with generally accepted accounting principles, excluding gains or losses from sales of properties, plus depreciation on real property and amortization, and after adjustments for unconsolidated partnerships and joint ventures in which we hold an interest.

The resulting quotient will constitute the number of shares to be issued by us to the business manager/advisor or the property manager, or their respective shareholders or members, as the case may be. Delivery of the shares and the closing of the transaction must occur within 90 days of delivery after the election notice.

Under some circumstances, this kind of transaction can be entered into and consummated without seeking specific stockholder approval. See "Conflicts of Interest." Any transaction like this will occur, if at all, only if our board obtains a fairness opinion from a recognized financial advisor or institution providing valuation services to the effect that the consideration to be paid is fair to the stockholders from a financial point of view. If the advisory agreement is terminated for any reason other than our acquisition of the business conducted by the business manager/advisor, then all obligations of the business manager/advisor and its affiliates to offer properties to us will also terminate.

LIABILITY AND INDEMNIFICATION OF BUSINESS MANAGER/ADVISOR. Under the advisory agreement, we are required to indemnify the business manager/advisor and to pay or reimburse reasonable expenses in advance of final disposition of a proceeding with respect to the business manager/advisor's acts or omissions. However, this is only a requirement so long as:

81

- the business manager/advisor determined in good faith that the course of conduct which caused a loss or liability was in our best interest;
- the business manager/advisor was acting on behalf of or performing services for us;
- the liability or loss was not the result of misconduct on the part of the business manager/advisor; and
- the indemnification or agreement to hold harmless is recoverable only out of our net assets and not from the assets of the stockholders.

We will advance amounts to those entitled to indemnification for legal and other expenses only if:

- the legal action relates to acts or omissions concerning the performance of duties or services by the person seeking indemnification for or on our behalf;
- the legal action is initiated by a third party and a court of competent jurisdiction specifically approves its advancement; and
- the person seeking indemnification who is receiving the advances undertakes to repay the advanced funds to us, together with the applicable legal rate of interest thereon, if such party is found not

Edgar Filing: INLAND WESTERN RETAIL REAL ESTATE TRUST INC - Form POS AM

to be entitled to indemnification.

Although Inland Retail Real Estate Trust, Inc. is no longer offering its securities, it has not fully invested all of its anticipated funds available for investment. Accordingly, material conflicting investment opportunities between them and us could be expected. However, we have primarily focused our purchase of retail centers to those west of the Mississippi River, which is outside Inland Retail Real Estate Trust, Inc.'s primary geographic area of investment. However, if any conflicts do arise, they will be resolved as provided in the property acquisition service agreement.

THE PROPERTY MANAGERS AND THE MANAGEMENT AGREEMENTS

Our present property managers provide property management services to us under the terms of the management agreements. The property managers provide services in connection with the rental, leasing, operation and management of the properties. Our property managers are each Delaware limited liability companies owned by a Delaware limited liability holding company, which in turn is owned by a Delaware corporation owned principally by individuals who are affiliates of The Inland Group. We have agreed to pay the property managers a monthly management fee in an amount no greater than 90% of the fee which would be payable to an unrelated party providing such services, which fee will initially be 4.5% of gross income, as defined in the relevant management agreement, from the properties managed for the month for which the payment is made. In addition, we have agreed to compensate each property manager if it provides us with services other than those specified in the management agreement. There is a separate management agreement for each property for an initial term ending as of December 31 in the year in which the property is acquired, and each management agreement is subject to three successive three-year renewals, unless either party notifies the other in writing of its intent to terminate between 60 and 90 days prior to the expiration of the initial or renewal term. We may terminate with 30 days prior written notice in the event of gross negligence or malfeasance by the property manager. The property managers may subcontract the required property management services for less than the management fee provided in the management agreement. See "Compensation Table -- Nonsubordinated Payments -- Operational Stage." Our property managers may form additional property management companies as necessary to manage the properties we acquire, and may approve of the change of management of a property from one manager to another.

82

Our property managers, Inland US Management LLC, Inland Southwest Management LLC and Inland Pacific Management LLC, conduct their activities within states where they manager our properties. The principal executive office of the holding company, Inland HOLDCO Management LLC, is located at 2907 Butterfield Road in Oak Brook, Illinois.

See "--The Advisory Agreement" above in this section and "Conflicts of Interest" for a discussion of our option to acquire or consolidate with the business conducted by the property managers.

The following sets forth information with respect to the executive officers and managers of Inland HOLDCO Management LLC.

| NAME | AGE* | POSITION AND OFFICE WITH INLAND HOLDCO MANAGEMENT LLC |
|------|------|---|
| ---- | ---- | ----- |

Edgar Filing: INLAND WESTERN RETAIL REAL ESTATE TRUST INC - Form POS AM

| | | |
|----------------------|----|---|
| Thomas P. McGuinness | 47 | President and manager |
| Robert M. Barg | 50 | Senior vice president/treasurer, s and manager |
| James H. Neubauer | 62 | Senior vice president |
| Linda Centanni | 49 | Vice president |
| Elizabeth D. McNeely | 49 | Vice president |
| Frank Natanek | 36 | Vice president |
| Ulana B. Horawelskyj | 57 | Manager |
| Alan F. Kremin | 57 | Manager |
| Frances c. Panico | 54 | Manager |

*As of January 1, 2004

THOMAS P. MCGUINNESS joined Inland Property Management in 1982 and became president of Mid-America Management Corporation in July 1990 and chairman in 2001. He is also president of Inland Property Management, Inc. as well as a director of Inland Commercial Property Management. He is chairman and a director of Inland Mid-Atlantic Management Corp. Mr. McGuinness is a licensed real estate broker; and is past president of the Chicagoland Apartment Association, and past regional vice president of the National Apartment Association. He is currently on the board of directors of the Apartment Building Owners and Managers Association, and is a trustee with the Service Employees' Local No. 1 Health and Welfare Fund, as well as the Pension Fund and holds CLS and CSM accreditations from the International Council of Shopping Centers.

ROBERT M. BARG joined the Inland organization in 1986 and is currently the treasurer of Inland Property Management Group, Inc. Since 2003 he has been a senior vice president, secretary and treasurer of Inland Western Management Corp. In July 2004 he became a director of Inland Western Management Corp. as well as a senior vice president, secretary, treasurer, and a director of Inland Northwest Management Corp., Inland Pacific Management Corp., and Inland Southwest Management Corp. He is also a director, senior vice president, and treasurer of Mid-America Management Corp., and secretary and treasurer of Inland Southern Management Corp. He was secretary and treasurer of Inland Southeast Property Management Corp. from 1998 to 2001. Prior to joining the Inland organization, Mr. Barg was an accounting manager of the Charles H. Shaw Co. He received his B.S. Degree in Business Administration from the University of Illinois at Chicago and a Masters Degree from Western Illinois University. Mr. Barg is a certified public accountant and is a member of the Illinois CPA Society.

83

JAMES H. NEUBAUER joined Inland Property Management in 1978 as an on-site manager. In 1981, he was promoted to the position of director of purchasing. Subsequently, in 1983, he became an on-site property manager and, in 1984, he became the president of Inland Western Property Management. From 1985 to 1996, Mr. Neubauer was president and senior vice president of Mid-America Management where he was responsible for all rental property operations outside the Chicagoland metropolitan area, which included New Hampshire, Arizona, Indiana, Wisconsin and Peoria, Moline and Danville, Illinois. He left Inland in 1996 to pursue other opportunities and rejoined Inland Southeast Property Management Corp. in 1999 as senior vice president and in May 2002 was promoted to president. In June 2004, he became a senior vice president of Inland Northwest Management Corp., Inland Pacific Management Corp., Inland Southwest Management Corp. and Inland Western Management Corp. He is a licensed real estate broker in Florida and holds a B.A. degree from the University of Maryland, a M.A. degree from Ball State University and a M.B.A. degree from Benedictine College.

Edgar Filing: INLAND WESTERN RETAIL REAL ESTATE TRUST INC - Form POS AM

LINDA CENTANNI joined Mid-America Management Corp. in 1978 in the business office and in 1979 she began working in the accounting department specializing in the area of property management accounts receivable. In 1997 she was promoted to assistant vice president. Her current responsibilities include supervision of 12 people as department head of both accounts receivable and records. In July 2004 she was promoted to a vice president of Inland Northwest Management Corp., Inland Pacific Management Corp., Inland Southwest Management Corp., and Inland Western Management Corp. Ms. Centanni holds an Illinois real estate salesperson license.

ELIZABETH D. MCNEELEY joined Inland Southeast Property Management as a property accountant in January of 2002. In January of 2003 she was promoted to senior property accountant for Inland Western Management Corp., and in July of 2003 was promoted to a vice president of Inland Northwest Management Corp., Inland Pacific Management Corp., Inland Southwest Management Corp., and Inland Western Management Corp. Prior to joining Inland, Ms. McNeeley was an accountant for the Burlington Northern Railroad, Pinnacle Relocation and Trase Miller Teleservices. She also taught mathematics at both the Middle School and Jr. College level. Ms. McNeeley holds a BA from North Central College and an MA from DePaul University. She is a licensed Real Estate Sales Agent.

FRANK NATANEK joined The Inland Group in July 2004 as a vice president of Inland Northwest Property Management Corp., Inland Pacific Management Corp., Inland Southwest Management Corp., and Inland Western Management Corp. Prior to joining Inland, Mr. Natanek worked for the Hallmark Greeting Card Company from October 2002 to March 2004. Mr. Natanek has a degree from St. Xavier, and a law degree from Loyola University. In addition Mr. Natanek holds an MBA from the University of Chicago.

ULANA B. HORALEWSKYJ joined The Inland Group in 1990 and is currently treasurer of Inland Real Estate Exchange Corporation, vice president of Inland Real Estate Investment Corporation and president of Partnership Ownership Corporation. In her capacity as vice president of Inland Real Estate Investment Corporation, Ms. Horalewskyj oversees the cash management and accounting for over 250 Inland private limited partnerships. Prior to joining Inland, she spent four years working for an accounting firm and 10 years in the banking industry. Ms. Horalewskyj received her B.A. from Roosevelt University in Chicago.

ALAN F. KREMIN joined The Inland Group in 1982. Mr. Kremin was promoted to treasurer of The Inland Group, Inland Commercial Property Management, Inc., and various other Inland Group subsidiaries in March 1991. In his current capacity as the chief financial officer of The Inland Group, a position he has held since 1991, his responsibilities include financial management, cash budgeting and corporate taxes for the consolidated group and serving as a director for various Inland Group subsidiaries and outside affiliated entities, for which he also serves as treasurer. He is a director of Inland Southeast Property Management Corp., and in March 2002 he became a director, secretary and treasurer of Inland

Southern Management LLC. In November 2002, he became a director of Mid-Atlantic Management, LLC. Prior to his current position, Mr. Kremin was treasurer of Inland Real Estate Investment Corporation from 1986 to 1990, where he supervised the daily operations of its accounting department. That department encompasses corporate accounting for the general partner of the Inland Real Estate Investment Corporation-sponsored limited partnership investment programs. Prior to joining The Inland Group, Mr. Kremin served for one year as a controller of CMC Realty and three years as assistant controller of JMB Realty Corporation. Prior to his real estate experience, Mr. Kremin worked eight years in public accounting, including four years at Arthur Young & Company. He received his B.S. degree in accounting from Loyola University. Mr. Kremin is a certified public

Edgar Filing: INLAND WESTERN RETAIL REAL ESTATE TRUST INC - Form POS AM

accountant, holds securities and insurance licenses and is a licensed real estate broker.

FRANCES C. PANICO joined The Inland Group in 1972 and is president of Inland Mortgage Servicing Corporation and senior vice president of Inland Mortgage Corporation and Inland Mortgage Investment Corporation. Ms. Panico oversees the operation of loan services, which has a loan portfolio in excess of \$4,200,000,000. She previously supervised the origination, processing and underwriting of single-family mortgages, and she packaged and sold mortgages to secondary markets. Ms. Panico's other primary duties for The Inland Group have included coordinating collection procedures and overseeing the default and resolution process. Ms. Panico received her BA Degree in Business Communication from Northern Illinois University.

The following sets forth information with respect to the executive officers and managers of Inland US Management LLC.

| NAME | AGE* | POSITION AND OFFICE WITH INLAND US MANAGEMENT LLC |
|-------------------------|------|---|
| ---- | --- | ----- |
| Thomas P. McGuinness | 47 | President and manager |
| Robert M. Barg | 50 | Senior vice president/treasurer, secretary and manager |
| Linda Centanni | 49 | Vice President |
| Elizabeth D. McNeely | 49 | Vice President |
| Frank Natanek | 30 | Vice President |
| Lawrence R. Sajdak, Jr. | 24 | Assistant vice president |
| Steven Yee | 37 | Assistant vice president |
| Anthony A. Casaccio | 48 | Manager |
| Alan F. Kremin | 57 | Manager |
| Pamela C. Stewart | 47 | Manager |

*As of January 1, 2004

The biographies of Mr. McGuinness, Mr. Barg, Ms. Centanni, Ms. McNeely, Mr. Natanek and Mr. Kremin are set forth above.

LAWRENCE R. SAJDAK joined The Inland Group in September 1998 as a college intern, working every summer and holiday season. He started in the marketing department and soon became proficient in other departments in management. He has degrees in chemistry and business from North Central College. Prior to joining Inland he was employed by Cintas Corporation. Mr. Sajdak returned to Inland in December 2002 as a department head in the business management department, and subsequently became a property manager. In July 2004 Mr. Sajdak was promoted to an assistant vice president of Inland

85

Northwest Property Management Corp. He is a member of the International Council of Shopping Centers.

STEVEN YEE joined The Inland Group in February of 2004 as a senior property manager, and in July 2004, Mr. Yee was promoted to assistant vice president of Inland Northwest Property Management Corp. Prior to joining Inland he worked for Manulife Financial. His was also the director of operations for MB real estate and a retail property manager for Trammel Crow. His real estate experience

Edgar Filing: INLAND WESTERN RETAIL REAL ESTATE TRUST INC - Form POS AM

includes managing and leasing retail shopping centers in the greater Chicagoland area. Mr. Yee attended DePaul University, receiving a degree in real estate finance. He is a licensed real estate broker, and a member of the International Council of Shopping Centers, and holds CPM and CCIM designations.

ANTHONY A. CASACCIO joined The Inland Group in 1984 working for Inland Condo Association Management. From 1987 to 1991 he was president of Partnership Asset Sales Corporation, and in 1991 when Inland Real Estate Development Corporation was formed, Mr. Casaccio became the president and a director. Mr. Casaccio holds a B.S. degree in accounting from DePaul University. He is a member of the DuPage Association of Realtors, the National Association of Realtors, Northern Illinois Commercial Association of Realtors, the National Home Builders Association, the Realtor Association of the Western Suburbs, The Urban Land Institute and the Oswego Economic Development Corporation. Mr. Casaccio is a licensed real estate broker in the state of Illinois.

PAMELA C. STEWART joined Midwest Real Estate Equities, Inc., an affiliate of The Inland Group in 1995 as an acquisition specialist. Prior to joining Midwest Equities, Ms. Stewart worked for another affiliate company, New Directions Housing Corporation (NDHC), a not-for-profit organization that develops affordable housing. In 2002, Ms. Stewart became an assistant vice president and in 2004, she was promoted to vice president of Midwest Real Estate Equities, Inc. Ms. Stewart is responsible for acquiring commercial real estate properties for the company's portfolio and investing corporate funds into redevelopment projects, including rental properties, shopping centers, office buildings and industrial buildings. Ms. Stewart is also the corporate asset management director for The Inland Real Estate Group of Companies. Ms. Stewart has a B.A. degree in Marketing from Roosevelt University. She is a member of the National Association of Realtors, the Northern Illinois Commercial Association of Realtors and she is a Certified Commercial Investment Member (CCIM) and Candidate. She holds a real estate broker's license in the state of Illinois.

The following sets forth information with respect to the executive officers and managers of Inland Pacific Management LLC.

| NAME | AGE* | POSITION AND OFFICE WITH INLAND PACIFIC MANAGEMENT LLC |
|----------------------|------|--|
| ---- | ---- | ----- |
| Thomas P. McGuinness | 47 | President and manager |
| Robert M. Barg | 50 | Senior vice president/treasurer, s |
| James H. Neubauer | 62 | Senior vice president and manager |
| Linda Centanni | 49 | Vice President |
| Elizabeth D. McNeely | 49 | Vice President |
| Frank Natanek | 30 | Vice President |
| David M. Benjamin | 49 | Manager |
| Alan F. Kremin | 57 | Manager |

*As of January 1, 2004

The biographies of Mr. McGuinness, Mr. Barg, Mr. Neubauer, Ms. Centanni, Ms. McNeely, Mr. Natanek and Mr. Kremin are set forth above.

DAVID M. BENJAMIN joined The Inland Group in 1983 in the accounting

Edgar Filing: INLAND WESTERN RETAIL REAL ESTATE TRUST INC - Form POS AM

department and is controller of The Inland Real Estate Group. Mr. Benjamin has spent his entire accounting career in the real estate industry, working for American Invesco and Draper and Kramer before coming to Inland. Mr. Benjamin is responsible for the accounting and corporate income tax preparation of various Inland entities and he assists in the day to day oversight of The Inland Real Estate Group accounting department. Mr. Benjamin is a CPA.

The following sets forth information with respect to the executive officers and Managers of Inland Southwest Management LLC.

| NAME ----- | AGE* | POSITION AND OFFICE WITH INLAND SOUTHWEST MANAGEMENT LLC ----- |
|----------------------|------|---|
| Thomas P. McGuinness | 47 | President and manager |
| Robert M. Barg | 50 | Senior vice president/treasurer, s manager |
| James H. Neubauer | 62 | Senior vice president |
| Linda Centanni | 49 | Vice President |
| Elizabeth D. McNeely | 49 | Vice President |
| Frank Natanek | 30 | Vice President |
| Alan F. Kremin | 57 | Manager |
| Ulana B. Horalewskyj | 57 | Manager |
| Frances C. Panico | 54 | Manager |

*As of January 1, 2004

The biographies of Mr. McGuinness, Mr. Barg, Mr. Neubauer, Ms. Centanni, Ms. McNeely, Mr. Natanek, Ms. Horalewskyj, Mr. Kremin and Ms. Panico are set forth above.

INLAND SECURITIES CORPORATION

Inland Securities Corporation, our managing dealer, was formed in 1984. It is registered under the applicable federal and state securities laws and is qualified to do business as a securities broker-dealer throughout the United States. Since its formation, the managing dealer has provided the marketing function for distribution of the investment products sponsored by our sponsor. It does not render these services to anyone other than affiliates of The Inland Group, and it does not focus its efforts on the retail sale side of the securities business. It is a member firm of the National Association of Securities Dealers, Inc.

The following table sets forth information with respect to the directors, officers and principal employees of Inland Securities Corporation involved in national sales and marketing activities of Inland Securities Corporation. The biography of Mr. Parks is set forth above under "-Inland Affiliated Companies" in this section and the biographies of Mrs. Gujral and Ms. Matlin are set forth above under "-Our Directors and Executive Officers" in this section.

87

| NAME | AGE* | POSITION AND OFFICE WITH OUR MANAGING DEALER |
|------|------|---|
|------|------|---|

Edgar Filing: INLAND WESTERN RETAIL REAL ESTATE TRUST INC - Form POS AM

| | | |
|-------------------------|-------|--|
| ----- | ----- | ----- |
| Brenda G. Gujral..... | 61 | President, chief operating officer and director |
| Roberta S. Matlin..... | 59 | Vice president and director |
| Catherine L. Lynch..... | 45 | Treasurer, secretary and director |
| Robert D. Parks..... | 60 | Director |
| Brian Conlon..... | 45 | Executive vice president |
| R. Martel Day..... | 54 | Executive vice president - national sales marketing |
| Fred C. Fisher..... | 59 | Senior vice president |
| David Bassitt..... | 61 | Senior vice president |
| John Cunningham..... | 45 | Senior vice president |
| Tomas Giardino..... | 29 | Vice president |
| Curtis Shoch..... | 31 | Vice president |
| Shawn Vaughan..... | 32 | Vice president |
| Mark Lavery..... | 28 | Vice president |
| Ralph Rudolph..... | 40 | Vice president |
| Robert J. Babcock..... | 28 | Vice president |
| Frank V. Pinelli..... | 57 | Vice president |
| Matthew Podolsky..... | 32 | Vice president |
| Darrell Rau..... | 48 | Vice president |
| Jeffrey S. Hertz..... | 30 | Vice president |
| Carl Pikus..... | 37 | Vice president |
| Nathan Rachels..... | 29 | Vice president |
| Michele Sorce..... | 39 | Assistant vice president and controller |

 *As of January 1, 2004

CATHERINE L. LYNCH joined the Inland organization in 1989 and is the treasurer/secretary of our sponsor. Ms. Lynch is responsible for managing the corporate accounting department of our sponsor. Ms. Lynch is also the treasurer/secretary and a director of Inland Securities Corporation and treasurer of Inland Retail Real Estate Advisory Services and Inland Investment Advisors, Inc. Prior to joining the Inland organization, Ms. Lynch worked in the field of public accounting for KPMG Peat Marwick LLP since 1980. She received her B.S. Degree in Accounting from Illinois State University. Ms. Lynch is a certified public accountant and a member of the American Institute of Certified Public Accountants and the Illinois CPA Society. She is registered with the National Association of Securities Dealers, Inc. as a financial operations principal.

BRIAN M. CONLON joined Inland Securities Corporation as executive vice president in September 1999. Prior to joining Inland, Mr. Conlon was executive vice president and chief operating officer of Wells Real Estate Funds, where he was responsible for overseeing day to day operations of the firm's real estate investment and capital raising initiatives. Mr. Conlon is a General Securities Principal, is licensed as a real estate broker in Georgia, and has earned the Certified Financial Planner and Certified Commercial Investment Member designations. Mr. Conlon currently serves on the national board of directors for the Financial Planning Association. Mr. Conlon holds Series 7, 24 and 63 licenses with the National Association of Securities Dealers, Inc.

R. MARTEL DAY is executive vice president and national sales director for Inland Securities Corporation, and he is responsible for the sale of Inland's investment products nationwide. Mr. Day joined

Inland in 1984 as a regional representative in the southeast. Since then, he has

Edgar Filing: INLAND WESTERN RETAIL REAL ESTATE TRUST INC - Form POS AM

served as regional vice president, senior vice president and national marketing director.

Mr. Day graduated with an Engineering degree from the Georgia Institute of Technology. He is a member of the board of directors of the Investment Program Association (IPA), a member of the Financial Planning Association (FPA), and the National Association of Real Estate Investment Trusts (NAREIT). He holds General Securities and Registered Investment Advisor licenses with the National Association of Securities Dealers, Inc.

FRED C. FISHER is a senior vice president of Inland Securities Corporation, which he joined in 1984. Mr. Fisher began his career with Inland Securities Corporation as regional vice president for the Midwest region. In 1994, he was promoted to senior vice president. Mr. Fisher received his bachelor's degree from John Carroll University. Before joining Inland Securities Corporation, he spent nine years as a regional sales manager for the S.S. Pierce Company. Mr. Fisher holds Series 7, 22 and 63 licenses with the National Association of Securities Dealers, Inc.

DAVID BASSITT joined Inland Securities Corporation as a senior vice president in March 2001. Prior to joining Inland, Mr. Bassitt was director of financial services with AEI Fund Management, Inc. and was responsible for wholesaling public and private net lease real estate investments and 1031 property exchanges to financial planners. Mr. Bassitt received his bachelor's degree from Ferris State University, and a master's degree from St. Cloud University. Mr. Bassitt holds Series 6, 7, 22 and 63 licenses with the National Association of Securities Dealers, Inc.

JOHN CUNNINGHAM is a senior vice president of Inland Securities Corporation. He joined an affiliate of The Inland Group in January 1995 as a commercial real estate broker. In March 1997, Mr. Cunningham was hired by Inland Securities Corporation as a regional representative for the western region, and he was promoted to a vice president in 1999. In 2002, he became senior vice president of the western region. Mr. Cunningham graduated from Governors State University with a B.S. degree in business administration, concentrating in marketing. Before joining the Inland organization, Mr. Cunningham owned and operated his own business and developed real estate. He holds Series 7 and Series 63 licenses with the National Association of Securities Dealers, Inc.

TOMAS GIARDINO joined Inland Securities Corporation as vice president in September 2000. Prior to joining Inland, Mr. Giardino was the director of mutual fund sales at SunAmerica Securities, where he was responsible for increasing the market share of nine focus firms at the broker dealer. Mr. Giardino entered the securities industry in January 1999. Prior to entering the securities industry, Mr. Giardino was in the advertising field for four years. Mr. Giardino received his B.A. in political science from Arizona State University in May 1998. He holds Series 7, 63 and 65 licenses with the National Association of Securities Dealers, Inc.

CURTIS SHOCH joined Inland Securities Corporation as vice president in January 2000. Prior to joining Inland, Mr. Shoch was assistant vice president at Wells Real Estate Funds, where he was responsible for launching new real estate investment alternatives in the southeastern United States. Mr. Shoch began his career in 1994 with Keogler Investment Advisory Services. Mr. Shoch graduated from Lynchburg College in Lynchburg, Virginia in 1994 with a major in marketing and an emphasis in finance. He is a Registered Representative as well as a Registered Investment Advisor. Mr. Shoch holds Series 7, 63 and 65 licenses with the National Association of Securities Dealers, Inc.

SHAWN VAUGHAN joined Inland Securities Corporation as vice president in August 2000. Prior to joining Inland, Mr. Vaughan was assistant vice president at Wells Real Estate Funds, where he was responsible for marketing real estate

Edgar Filing: INLAND WESTERN RETAIL REAL ESTATE TRUST INC - Form POS AM

investments in the mid-Atlantic region. Mr. Vaughan started his career in financial services in 1994 on the retail side of the business with a successful financial planning

89

firm. During this time, he was responsible for handling every aspect of the financial planning process. Mr. Vaughan holds Series 7 and 63 licenses with the National Association of Securities Dealers, Inc.

MARK LAVERY joined Inland Securities Corporation as a vice president in April 2001. Prior to joining Inland, Mr. Lavery was with Charles Schwab, where he was on an active trade team. Mr. Lavery began his career with Investment Planners. Mr. Lavery graduated from Milliken University in 1997 with a B.S. in finance. Mr. Lavery holds Series 7 and 66 licenses with the National Association of Securities Dealers, Inc.

RALPH RUDOLPH joined Inland Securities Corporation in 1995 as a regional representative for Midwest team and was promoted to a vice president in 2000. Prior to joining Inland, Mr. Rudolph served in the United States Marine Corp. and worked for another broker-dealer. He is a graduate of Elmhurst College with a degree in business administration. Mr. Rudolph holds Series 7 and 63 licenses with the National Association of Securities Dealers, Inc.

ROBERT J. BABCOCK joined Inland Securities Corporation as a vice president in March 2004. Prior to joining Inland, Mr. Babcock was an external wholesaler with AEI Fund Management, Inc. and was responsible for wholesaling public and private net lease real estate investments and 1031 property exchanges to financial planners. Mr. Babcock began his career as a financial advisor with American Express Financial Advisors in 1999. He received his bachelor's degree from Gustavus Adolphus College. Mr. Babcock holds Series 7 and 63 licenses with the National Association of Securities Dealers, Inc.

FRANK V. PINELLI joined Inland Securities Corporation in 2004 as a vice president. He was previously employed with The Inland Group from 1973-1983 where he worked in property management, real estate sales, and real estate acquisitions. Prior to rejoining the Inland staff, from 1984-2003 Mr. Pinelli was a principal in his own real estate firm and developed an international marketing organization. Mr. Pinelli is a graduate of Southern Illinois University. He holds Series 7 and 63 licenses with the National Association of Securities Dealers, Inc and also is licensed as a real estate broker in Illinois and Oregon.

MATTHEW PODOLSKY joined Inland Securities Corporation as a vice president in April 2003. Mr. Podolsky started his career in real estate in 1994 on the commercial sales and leasing side with Cushman and Wakefield of California, Inc. Prior to joining Inland Securities Corporation he was a vice president at CB Richard Ellis, Inc. Mr. Podolsky graduated from the University of Arizona with a B.S. in Regional Development/Urban Planning. He holds Series 7 and 63 licenses with the National Association of Securities Dealers, Inc. and a real estate license in the state of California.

DARRELL RAU joined Inland Securities Corporation in 2004 as a vice president of the midwest region where he develops sales and new broker/dealer relationships. Prior to joining Inland in 2004, Mr. Rau was vice president of developing markets at CTE Pension Advisors. Mr. Rau graduated magna cum laude from Northwood University in Midland, Michigan with a degree in Business Administration. He holds Series 6,7,62 and 63 licenses with the National Association of Securities Dealers, Inc.

JEFFREY S. HERTZ joined Inland Securities Corporation as a vice president

Edgar Filing: INLAND WESTERN RETAIL REAL ESTATE TRUST INC - Form POS AM

in September 2004. Mr. Hertz started his career in the securities industry in 2000 with Nuveen Investments as a trader, working with unit investment trusts and exchange traded funds. Prior to joining Inland Securities Corporation, he was an advisor services representative for Nuveen. Mr. Hertz graduated from the University of Oregon with a B.A. in psychology. He holds Series 7, 63 and 65 licenses with the National Association of Securities Dealers, Inc.

CARL PIKUS joined Inland Securities Corporation as a vice president in September 2004. His responsibilities include development of new broker/dealer relationships for Inland in the Midwest. Prior

90

to joining Inland, Mr. Pikus was a Midwest sales manager for Ultimus, a software company, managing existing clients and establishing new accounts. He has worked in the same capacity for other IT companies. Mr. Pikus is a University of Wisconsin graduate.

NATHAN RACHELS joined Inland Securities Corporation as vice president in September 2004. Prior to joining Inland Mr. Rachels was assistant vice president at Wells Real Estate Funds, where he was responsible for marketing real estate investments in the southeast region of the United States. Mr. Rachels began his career in financial services in 1997 on the retail side of the business, with a successful planning firm and then was an account manager at Deutsche Bank.

He graduated from the University of Alabama with double majors in Public Relations and Business. Mr. Rachels holds Series 7 and 63 licenses with National Association of Securities Dealers.

MICHELE SORCE joined Inland Securities as assistant vice president and controller in November 2003. Michele started her career with Inland almost 19 years ago. She served as controller for Inland Commercial, Residential and Real Estate Auction companies. She received a B.S. Degree in Accounting from Elmhurst College. She is registered with the National Association of Securities Dealers, Inc. as a financial operations principal and also holds an Illinois Real Estate Broker's license.

91

LIMITATION OF LIABILITY AND INDEMNIFICATION OF DIRECTORS, OFFICERS AND OUR BUSINESS MANAGER/ADVISOR

The laws that we are subject to and our articles of incorporation provide that our business manager/advisor and directors are deemed to be in a fiduciary relationship to us and our stockholders and that our directors have a fiduciary duty to the stockholders to supervise our relationship with the business manager/advisor.

Maryland law provides that a director has no liability in the capacity as a director if he performs his duties in good faith, in a manner he reasonably believes to be in our best interests, and with the care that an ordinarily prudent person in a like position would use under similar circumstances. Maryland law also provides that an act by a director of a Maryland corporation is presumed to satisfy the standards of the preceding sentence. Our articles of incorporation and bylaws provide that the liability of our directors and officers is limited to the fullest extent permitted by Maryland law and that none of our directors and officers will be liable to us or to any of our stockholders for money damages, including for breach of their fiduciary duty to us. As a result, our directors and officers will not be liable for monetary damages unless:

Edgar Filing: INLAND WESTERN RETAIL REAL ESTATE TRUST INC - Form POS AM

- the person actually received an improper benefit or profit in money, property or services; and
- the person is adjudged to be liable based on a finding that the person's action, or failure to act, was the result of active and deliberate dishonesty and was material to the cause of action adjudicated in the proceeding.

Maryland law provides that a corporation may indemnify any director, officer, employee or agent, unless it is established that:

- the act or omission of the person was material to the matter giving rise to the proceeding, and
 - was committed in bad faith, or
 - was the result of active and deliberate dishonesty;
- the person actually received an improper personal benefit in money, property or services; or
- in the case of any criminal proceeding, the person had reasonable cause to believe the act or omission was unlawful.

Except as described below, our articles of incorporation authorize and direct us to indemnify and pay or reimburse reasonable expenses to any director, officer, employee or agent we employ, and the business manager/advisor and its affiliates, to the fullest extent permitted by Maryland law. As long as we qualify as a REIT we will not indemnify or reimburse the expenses of any director, officer, employee, agent or the business manager/advisor or its affiliates unless:

- the directors have determined, in good faith, that the course of conduct which caused the loss or liability was in our best interests;
- the person seeking indemnification was acting on our behalf or performing services for us;
- the liability or loss was not the result of negligence or misconduct on the part of the person seeking indemnification, except that if the person seeking indemnification is or was an

92

independent director, the liability or loss will not have been the result of gross negligence or willful misconduct; and

- such indemnification or agreement to be held harmless is recoverable only out of our net assets and not from the assets of the stockholders.

As long as we qualify as a REIT, we will not indemnify any director, officer, employee, agent or the business manager/advisor or its affiliates for losses, liabilities or expenses arising from or out of an alleged violation of federal or state securities laws unless one or more of the following conditions are met:

- there has been a successful adjudication on the merits of each count involving alleged securities law violations;

Edgar Filing: INLAND WESTERN RETAIL REAL ESTATE TRUST INC - Form POS AM

- the claims have been dismissed with prejudice on the merits by a court of competent jurisdiction; or
- a court of competent jurisdiction approves a settlement of the claims and finds that indemnification of the settlement and related costs should be made, and the court considering the request has been advised of the position of the Securities and Exchange Commission and the published position of any state securities regulatory authority in which our securities were offered and sold as to indemnification for securities law violations.

We will advance amounts to a person entitled to indemnification for legal and other expenses and costs incurred as a result of any legal action for which indemnification is being sought only in accordance with Maryland law and, as long as we qualify as a REIT, only if all of the following conditions are satisfied:

- the legal action relates to acts or omissions relating to the performance of duties or services by the person seeking indemnification for us or on our behalf;
- the legal action is initiated by a third party who is not a stockholder or the legal action is initiated by a stockholder acting in his or her capacity as such and a court of competent jurisdiction specifically approves advancement; and
- the person seeking indemnification undertakes in writing to repay us the advanced funds, together with interest at the applicable legal rate of interest, if the person seeking indemnification is found not to be entitled to indemnification.

We may purchase and maintain insurance or provide similar protection on behalf of any director, officer, employee, agent or the business manager/advisor or its affiliates against any liability asserted which was incurred in any such capacity with us or arising out of such status; provided, however, that we will not incur the costs of any liability insurance which insures any person against liability for which he, she or it could not be indemnified under our articles of incorporation or bylaws. We may enter into any contract for indemnity and advancement of expenses with any director, officer, employee or agent as may be determined by the board and as permitted by law. We have not purchased insurance on behalf of any person but we intend to do so in the future.

We have entered into separate indemnification agreements with each of our directors and some of our executive officers. The indemnification agreements will require that we indemnify our directors and officers to the fullest extent permitted by law, and advance to the directors and officers all related expenses, subject to reimbursement if it is subsequently determined that indemnification is not permitted. The agreements provide that we also must indemnify and advance all expenses incurred by directors and

officers seeking to enforce their rights under the indemnification agreements and cover directors and officers under our directors' and officers' liability insurance, if any. Although the indemnification agreements offer substantially the same scope of coverage afforded by provisions in our articles of incorporation and the bylaws, they provide greater assurance to directors and officers that indemnification will be available, because as a contract, it cannot be unilaterally modified by the board or by the stockholders to eliminate the rights it provides.

Edgar Filing: INLAND WESTERN RETAIL REAL ESTATE TRUST INC - Form POS AM

We have been advised that, in the opinion of the Securities and Exchange Commission, any indemnification that applies to liabilities arising under the Securities Act is contrary to public policy and, therefore, unenforceable.

94

PRINCIPAL STOCKHOLDERS

The following table provides information as of December 7, 2004 regarding the number and percentage of shares beneficially owned by each director, each executive officer, all directors and executive officers as a group and any person known to us to be the beneficial owner of more than 5% of our outstanding shares. As of December 7, 2004, no stockholder beneficially owned more than 5% of our outstanding shares. As of December 7, 2004, we had approximately 56,000 stockholders of record and approximately 199,433,713 shares of common stock outstanding. Beneficial ownership includes outstanding shares and shares which are not outstanding that any person has the right to acquire within 60 days after the date of this table. However, any such shares which are not outstanding are not deemed to be outstanding for the purpose of computing the percentage of outstanding shares beneficially owned by any other person. Except as indicated, the persons named in the table have sole voting and investing power with respect to all shares beneficially owned by them.

| BENEFICIAL OWNER ----- | NUMBER OF SHARES BENEFICIALLY OWNED ----- | PE |
|---|---|---------|
| Robert D. Parks | 98,100.9094 | (1) |
| Roberta S. Matlin | 176.8117 | |
| Scott W. Wilton | 0 | |
| Steven P. Grimes | 0 | |
| Lori A. Foust | 0 | |
| Brenda G. Gujral | 0 | |
| Frank A. Catalano, Jr. | 2,000 | (2) |
| Kenneth H. Beard | 2,000 | (2) |
| Paul R. Gauvreau | 113,731.8436 | (2) |
| Gerald M. Gorski | 4,002.0800 | (2) |
| Barbara A. Murphy | 2,000 | (2) |
| All directors and executive officers as a group (12 persons) | 222,011.6447 | (1) |

*Less than 1%

- (1) Includes 20,000 shares owned by our business manager/advisor. Our business manager/advisor is a wholly-owned subsidiary of our sponsor, which is an affiliate of The Inland Group. Mr. Parks is a control person of The Inland Group and disclaims beneficial ownership of these shares owned by our business manager/advisor.
- (2) Includes 2,000 shares issuable upon exercise of options granted to each independent director under our independent director stock option plan, to the extent that such options are currently exercisable or will become exercisable within 60 days after the date of this table.

95

Edgar Filing: INLAND WESTERN RETAIL REAL ESTATE TRUST INC - Form POS AM

OUR STRUCTURE AND FORMATION

We were formed in March 2003 as a Maryland corporation. Our articles of incorporation and bylaws became operative on March 5, 2003. Our existence is perpetual.

STRUCTURE

We intend to own all of our assets, either directly or indirectly. Our business manager/advisor contributed \$200,000 to us for 20,000 shares of our common stock to form us. Our business manager/advisor has agreed to not sell their initial investment while the business manager/advisor remains our sponsor, but may transfer these shares to its own affiliates. A REIT may conduct some of its business and hold some of its interests in properties in "qualified REIT subsidiaries," which must be owned 100% by the REIT or through "taxable REIT subsidiaries" which may be wholly or partially owned. Although we currently do not intend to have any qualified REIT subsidiaries, we may in the future decide to conduct some business or hold some of our interests in properties in qualified REIT subsidiaries.

See "How We Operate - Organizational Chart" for a diagram depicting the services rendered by our affiliates to us, as well as our organizational structure.

Prior to this offering, if all of the 250,000,000 shares from our first offering are sold, the business manager/advisor's 20,000 shares represent .008% of the outstanding shares. If all of the 250,000,000 shares from our first offering are sold for gross offering proceeds of \$2,500,000,000 and if all of the 250,000,000 of the shares offered by this prospectus are sold for gross offering proceeds of \$2,500,000,000 as set forth on the cover page of this prospectus, assuming no other shares are issued or sold, the business manager/advisor's 20,000 shares will then represent only .004% of the outstanding shares.

We have formed entities to acquire each of the properties currently owned by us. We may form entities to acquire additional properties. They will be owned or controlled directly or indirectly by us. In the case of the properties currently owned by us, the entities that own our properties are all directly or indirectly owned by us.

Robert D. Parks, Brenda G. Gujral, Roberta S. Matlin, Daniel L. Goodwin, Steven P. Grimes and Lori J. Foust are considered our promoters. Mr. Parks is our chairman and a director. Ms. Gujral is a director. Ms. Matlin is our vice president. Mr. Grimes is our Principal Financial Officer and Ms. Foust is our Principal Accounting Officer. None of our promoters are employed by us. Other than Mr. Parks and Ms. Gujral, Ms. Matlin, Mr. Grimes and Ms. Foust, none of our promoters are officers or directors of us.

[THE BALANCE OF THIS PAGE IS INTENTIONALLY LEFT BLANK]

96

SELECTED FINANCIAL DATA

The following table sets forth selected financial information about us, and should be read in conjunction with the "Management's Discussion and Analysis of Our Consolidated Financial Condition and Results of Operation" and the Financial Statements and related notes included elsewhere in this prospectus.

The following net income (loss) and distributions per share basic and

Edgar Filing: INLAND WESTERN RETAIL REAL ESTATE TRUST INC - Form POS AM

diluted are based upon the weighted average number of common shares outstanding for the period. For the period from March 5, 2003 (inception) to December 31, 2003 the distributions per common share are based upon the weighted average number of common shares outstanding for the period from October 2, 2003 (first day shares were sold to the public) to December 31, 2003. For the period from March 5, 2003 (inception) to December 31, 2003, \$357,790 (or 100% of the distributions paid for 2003) represented a return of capital due to the tax loss in 2003.

| | FOR THE NINE MONTHS ENDED 30-SEPT-04 | PERIOD FROM MARCH 5, 2003 (INCEPTION) THROUGH 30-SEPT-03 |
|---|--|--|
| Total assets..... | \$ 2,672,152,034 | 1,584,105 |
| Mortgages payable..... | \$ 1,141,248,461 | 0 |
| Total income..... | \$ 69,766,533 | 0 |
| Net income (loss)..... | \$ 4,413,798 | (42,544) |
| Net income (loss) per common share, basic and diluted..... | \$ 0.06 | (2.13) |
| Distributions declared..... | \$ 35,132,000 | 0 |
| Distributions per weighted average common share | \$ 0.50 | 0 |
| Funds from operations | \$ 29,217,346 | 0 |
| Cash flows provided by operating activities..... | \$ 39,961,000 | (74,021) |
| Cash flows used in investing activities..... | \$ (2,015,984,000) | 0 |
| Cash flows provided by financing activities..... | \$ 2,192,056,000 | 274,021 |
| Weighted average number of common shares outstanding, basic and diluted..... | 70,052,000 | 20,000 |

The distributions per common share are based upon the weighted average number of common shares outstanding for the period from October 2, 2003 (first day shares were sold to the public) to December 31, 2003.

One of our objectives is to provide cash distributions to our stockholders from cash generated by our operations. Cash generated from operations is not equivalent to our net income from continuing

operations as determined under Generally Accepted Accounting Principles in the United States of America or GAAP. Due to certain unique operating characteristics of real estate companies, the National Association of Real Estate Investment Trusts or NAREIT, an industry trade group, has promulgated a standard known as "Funds from Operations" or "FFO" for short, which it believes more accurately reflects the operating performance of a REIT such as us. As defined by NAREIT, FFO means net income computed in accordance with GAAP, excluding gains (or losses) from sales of property, plus depreciation on real

Edgar Filing: INLAND WESTERN RETAIL REAL ESTATE TRUST INC - Form POS AM

property and amortization, and after adjustments for unconsolidated partnerships and joint ventures in which the REIT holds an interest. We have adopted the NAREIT definition for computing FFO because management believes that, subject to the following limitations, FFO provides a basis for comparing our performance and operations to those of other REITs. The calculation of FFO may vary from entity to entity since capitalization and expense policies tend to vary from entity to entity. Items which are capitalized do not impact FFO, whereas items that are expensed reduce FFO. Consequently, our presentation of FFO may not be comparable to other similarly-titled measures presented by other REITs. FFO is not intended to be an alternative to "Net Income" as an indicator of our performance nor to "Cash Flows from Operating Activities" as determined by GAAP as a measure of our capacity to pay distributions. We believe that FFO is a better measure of our operating performance because FFO excludes non-cash items from GAAP net income. This allows us to compare our relative property performance to determine our return on capital. Management uses the calculation of FFO for several reasons. We use FFO to compare our performance to that of other REITs in our peer group. Additionally, we use FFO in conjunction with our acquisition policy to determine investment capitalization strategy. FFO is calculated as follows:

| | FOR THE NINE MONTHS ENDED 30-SEPTEMBER-04 | PERIOD 2003 (IN 3 |
|---|--|-------------------------|
| | | |
| Net income (loss) | \$ 4,413,798 | \$ |
| Depreciation and amortization related to investment properties | 24,803,548 | |
| | | |
| Funds from operations (1) | \$ 29,217,346 | \$ |
| | | |

- (1) FFO does not represent cash generated from operating activities calculated in accordance with GAAP and is not necessarily indicative of cash available to fund cash needs. FFO should not be considered as an alternative to net income as an indicator of our operating performance or as an alternative to cash flow as a measure of liquidity.

INVESTMENT OBJECTIVES AND POLICIES

GENERAL

Our investment objectives are to:

- make regular distributions to the stockholders, which may be in amounts which may exceed our taxable income due to the non-cash nature of depreciation expense and, to such extent, will constitute a tax-deferred return of capital, but in no event less than 90% of our taxable income;
- provide a hedge against inflation by entering into leases which contain clauses for scheduled rent escalations or participation in the growth of tenant sales, permitting us to increase distributions and realize capital appreciation; and
- preserve stockholders' capital.

Edgar Filing: INLAND WESTERN RETAIL REAL ESTATE TRUST INC - Form POS AM

It is our policy to acquire properties primarily for income as distinguished from primarily for possible capital gain.

DISTRIBUTIONS

Federal income tax law requires that a REIT distribute annually at least 90% of its REIT Taxable Income. See "Federal Income Tax Considerations -- Federal Income Taxation as a REIT." In order to qualify for REIT status we may be required to make distributions in excess of cash available. For a discussion of the tax treatment of distributions to you, see "Federal Income Tax Considerations."

We anticipate that distributions will be paid to our domestic stockholders on a monthly basis and to our foreign stockholders on a quarterly basis. Distributions will be at the discretion of the board. Our ability to pay distributions and the size of these distributions will depend upon a variety of factors. We cannot assure that distributions will continue to be made or that any particular level of distributions established in the future, if any, will be maintained by us.

At the March 19, 2004 regularly scheduled board meeting, the board unanimously approved a resolution to delegate to our management committee, which includes our chief executive officer, principal financial officer, principal accounting officer and secretary, the authority to make monthly distributions to stockholders on our common stock in an amount between 6.0% and 7.25% on an annualized basis, for the remainder of the 2004 calendar year.

Our board approved the following distributions payable to holders of our common stock:

- \$.30 per share per annum for the stockholders of record on October 31, 2003, payable on November 10, 2003;
- \$.50 per share per annum for the stockholders of record on November 30, 2003, payable on December 10, 2003;
- \$.70 per share per annum for the stockholders of record on December 31, 2003, payable on January 10, 2004;
- \$.70 per share per annum for the stockholders of record on January 31, 2004, payable on February 10, 2004;
- \$.70 per share per annum for the stockholders of record on February 29, 2004, payable on March 10, 2004;
- \$.70 per share per annum for the stockholders of record on March 31, 2004, payable on April 10, 2004;
- \$.67 per share per annum for the stockholders of record on April 30, 2004, payable on May 10, 2004;
- \$.675 per share per annum for the stockholders of record on May 31, 2004, payable on June 10, 2004;
- \$.65 per share per annum for the stockholders of record on June 30, 2004, payable on July 10, 2004;
- \$.65 per share per annum for the stockholders of record on July 31,

Edgar Filing: INLAND WESTERN RETAIL REAL ESTATE TRUST INC - Form POS AM

2004, payable on August 10, 2004;

- \$.65 per share per annum for the stockholders of record on August 31, 2004, payable on September 10, 2004;
- \$.65 per share per annum for the stockholders of record on September 30, 2004, payable on October 10, 2004;
- \$.65 per share per annum for the stockholders of record on October 31, 2004, payable on November 10, 2004; and
- \$.65 per share per annum for the stockholders of record on November 30, 2004, payable on December 10, 2004.

TYPES OF INVESTMENTS

We were formed to acquire and manage a portfolio of real estate which is diversified by geographical location and by type and size of retail centers. Our properties will consist of real estate primarily improved for use as retail establishments, principally multi-tenant shopping centers. We believe that our real estate will be located primarily in the states west of the Mississippi River in the United States. We will endeavor to acquire multiple properties within the same major metropolitan markets where acquisitions result in efficient property operations with the potential to achieve market leverage. See "Real Property Investments -- General."

Most of these properties will be subject to "net" leases. "Net" leases typically require tenants to pay a share, either pro rata or fixed, of all or a majority of the operating expenses. Operating expenses include real estate taxes, special assessments, utilities, insurance, common area maintenance and building repairs related to the property, as well as base rent payments.

We may also acquire real estate improved with other commercial facilities which provide goods and services as well as those leased on a double or triple-net-lease basis which are either commercial or retail. Triple-net-leases also require the tenant to pay a base minimum annual rent with periodic increases. We may enter into sale and leaseback transactions in which we will purchase a property and lease the property to the seller of the property.

100

To provide us with a competitive advantage over potential purchasers of properties who must secure financing, we intend to acquire properties free and clear of permanent mortgage debt. We will do this by paying the entire purchase price of property in cash, shares, interest in entities that own our properties or a combination of any of these. We may incur debt of a property to acquire properties where our board determines that incurring such debt is in our best interest. In addition, from time to time, we intend to acquire some properties without financing and later incur mortgage debt secured by selected or all such properties if favorable financing terms are available. We will use the proceeds from such loans to acquire additional properties. See "Borrowing" under this section for a more detailed explanation of our borrowing intentions and limitations.

We may purchase properties subject to completion of construction in accordance with terms and conditions we specify. In these cases, we will be obligated to purchase the property at the completion of construction, if construction conforms to definitive plans, specifications and costs approved by us and embodied in the construction contract, as well as, in most instances, satisfaction that agreed upon percentages of the property are leased. We will receive a certificate of an architect, engineer or other appropriate party,

Edgar Filing: INLAND WESTERN RETAIL REAL ESTATE TRUST INC - Form POS AM

stating that the property complies with all plans and specifications. We may construct or develop properties, and render services in connection with the development or construction, subject to compliance with applicable requirements under federal income tax laws. Construction and development activities will expose us to risks such as cost overruns, carrying costs of projects under construction and development, availability and costs of materials and labor, our inability to obtain tenants, weather conditions, and government regulation.

See "- Investment Limitations" under this section and "Summary of Our Organizational Documents -- Restrictions on Investments" for investment limitations.

PROPERTY ACQUISITION STANDARDS

We have signed a property acquisition service agreement with Inland Real Estate Acquisitions, Inc. Under that agreement, Inland Real Estate Acquisitions has agreed to seek properties for us and to perform due diligence on the properties and negotiate the terms of the purchase. Through its experience with the acquisition of over 1,000 real properties by our affiliates, the business manager/advisor believes Inland Real Estate Acquisitions has the ability to identify quality real properties capable of meeting our investment objectives. When evaluating property, Inland Real Estate Acquisitions will consider a number of factors, including a real property's:

- geographic location and type;
- construction quality and condition;
- current and projected cash flow;
- potential for capital appreciation;
- lease rent roll, including the potential for rent increases;
- potential for economic growth in the tax and regulatory environment of the community in which the property is located;
- potential for expanding the physical layout of the property and/or the number of sites;
- occupancy and demand by tenants for properties of a similar type in the same geographic vicinity;

101

- prospects for liquidity through sale, financing or refinancing of the property;
- competition from existing properties and the potential for the construction of new properties in the area; and
- treatment under applicable federal, state and local tax and other laws and regulations.

Inland Real Estate Acquisitions also requires the seller of a property to provide a current Phase I environmental report and, if necessary, a Phase II environmental report.

Before purchasing a property, Inland Real Estate Acquisitions examines and evaluates the potential value of the site, the financial condition and business history of the property, the demographics of the area in which the property is

Edgar Filing: INLAND WESTERN RETAIL REAL ESTATE TRUST INC - Form POS AM

located or to be located, the proposed purchase price, geographic and market diversification and potential sales. In a sale-leaseback situation, since the seller of the property generally is assuming the operating risk, the price paid for the property by us may be greater than if it was not leased back to the seller. All acquisitions from our affiliates must be approved by a majority of our directors, including a majority of the independent directors.

DESCRIPTION OF LEASES

When spaces become vacant or existing leases expire, we anticipate entering into "net" leases. Net leases require tenants to pay a share, either pro rata or fixed, of all or a majority of the operating expenses, including real estate taxes, special assessments, insurance, utilities, common area maintenance and building repairs related to the properties, as well as base rent payments. We intend to include provisions which increase the amount of base rent payable at various points during the lease term and/or provide for the payment of additional rent calculated as a percentage of a tenant's gross sales above predetermined thresholds in most leases. The leases with most anchor tenants generally have initial terms of 10 to 25 years, with one or more renewal options available to the tenant. By contrast, smaller tenant leases typically have three- to five-year terms.

Triple net leases generally have a term of 15 to 25 years and are typically not less than 10 years. In addition, the tenant of a triple-net-lease is responsible for the base rent in addition to the costs and expenses related to property taxes, insurance, repairs and maintenance applicable to the leased space.

Each net lease tenant is required to pay its share of the cost of the liability insurance covering the property in which it is a tenant. The third-party liability coverage insures, among others, us, our business manager/advisor and our property manager. Typically, each tenant is required to obtain, at its own expense, property insurance naming us as the insured party for fire and other casualty losses in an amount equal to the full value of its premises and the contents of the premises. All property insurance must be approved by the property manager. In general, the net lease may be assigned or subleased with our prior written consent, but the original tenant must remain liable under the lease unless the assignee meets income and net worth tests.

In connection with sale and leaseback transactions, the tenant is responsible for paying a predetermined minimum annual rent generally based upon our cost of purchasing the land and building. In addition to the base rent, these tenants are generally responsible for the costs and expenses related to property taxes, insurance, repairs and maintenance applicable to the leased space.

PROPERTY ACQUISITION

We anticipate acquiring fee interests or leasehold interests in properties, although other methods of acquiring a property may be used if we deem it to be advantageous. For example, we may acquire

102

properties through a joint venture or the acquisition of substantially all of the interests of an entity which in turn owns the real property. We may also use separate entities to acquire a property. Such entities will be formed solely for the purpose of acquiring a property or properties. See " -- Joint Ventures" in this section and "Federal Income Tax Considerations -- Federal Income Taxation as a REIT."

Edgar Filing: INLAND WESTERN RETAIL REAL ESTATE TRUST INC - Form POS AM

Our business manager/advisor and its affiliates may purchase properties in their own name, assume loans in connection with the purchase or loan and temporarily hold title to the properties for the purpose of facilitating acquisition or financing by us, the completion of construction of the property or any other purpose related to our business.

Under our articles of incorporation, we are prohibited from purchasing a property from an affiliate unless a majority of the directors not interested in the transaction and a majority of our independent directors approve the purchase as fair and reasonable to us and at a cost to us no greater than the cost of the asset to our affiliate. However, the cost to us may be greater than the cost to our affiliate if a substantial justification for the excess exists and such excess is reasonable. Our policy currently provides that in no event may our cost of the asset exceed its appraised value at the time we acquire the property.

If remodeling is required prior to the purchase of a property, we will pay a negotiated maximum amount either upon completion or in installments commencing prior to completion. The price will be based on the estimated cost of remodeling. In such instances, we will also have the right to review the tenant's books during and following completion of the remodeling to verify actual costs. If substantial disparity exists between estimated and actual costs, an adjustment in the purchase price may be negotiated. If remodeling is required after the purchase of a property, an affiliate of our business manager/advisor may serve as construction manager for a fee no greater than 90% of the fee a third party would charge for such services.

BORROWING

We intend to acquire properties free and clear of permanent mortgage indebtedness by paying the entire purchase price in cash or for shares, interest in our subsidiaries that own our properties, or a combination of any of these. However, we may incur indebtedness to acquire properties where our board determines that it is in our best interest. On properties purchased without financing, we may later incur mortgage debt by obtaining loans secured by selected properties, if favorable financing terms are available. We will use the proceeds from such loans to acquire additional properties. We may also incur debt to finance improvements to our properties. Aggregate borrowings secured by all of our properties will not exceed 55% of their combined fair market value. Our articles of incorporation provide that the aggregate amount of borrowing in relation to the net assets, in the absence of a satisfactory showing that a higher level is appropriate, not exceed 300% of net assets. Net assets means our total assets, other than intangibles at cost before deducting depreciation or other non-cash reserves less our total liabilities, calculated at least quarterly on a basis consistently applied. Any excess in borrowing over such 300% of net assets level must be approved by a majority of our independent directors, disclosed to our stockholders in our next quarterly report to stockholders, along with justification for such excess.

We may incur debt secured by our properties, but most likely on a non-recourse basis, some of which may be subject to certain carve outs. This means that a lender's rights on default will generally be limited to foreclosing on the property. We may secure recourse financing or provide a guarantee to lenders if we believe this may result in more favorable terms. When we give a guaranty for a property, we will be responsible to the lender for the satisfaction of the indebtedness if it is not paid by the property. We do not borrow funds from a program sponsored by our business manager/advisor or its affiliates which makes or invests in mortgage loans. We seek to obtain financing which will result in the

most favorable overall economic benefit while balancing various risk factors associated with the debt. At certain times the majority of debt may require level payments and at others the majority may be based on variable rates. We have determined that it may be in our best interest to make use of mortgages the majority of which provide for a balloon payment. There are no prescribed limits on the number or amount of mortgages which may be placed on any one property. Any mortgages secured by a property will comply with the restrictions set forth by the Commissioner of Corporations of the State of California.

Our board adopted a policy to delegate to management the ability to obtain an unsecured line of credit facility with Key Bank for up to \$100,000,000. The commitment letter was signed on November 17, 2004, and will have optional unsecured borrowing capacity of \$150,000,000, for a total unsecured borrowing capacity of \$250,000,000. The facility will have an initial term of one year with two one year extension options, and will replace the current line of credit on or about December 1, 2004, subject to final documentation. The line of credit has not yet been executed.

Our board unanimously approved that consistent with our borrowing policies, we may commit up to the aggregate of \$25 million for letters of credit in order to obtain financing for properties.

Our board adopted a policy to delegate to management the ability to obtain unsecured general financing facilities up to \$150,000,000 requiring a deposit not to exceed 3% of the facility amount without prior approval by the board of directors. These facilities would then be matched with specific properties, which would secure the amounts due under the general facilities.

SALE OR DISPOSITION OF PROPERTIES

Our board will determine whether a particular property should be sold or otherwise disposed of after considering the relevant factors, including performance or projected performance of the property and market conditions, with a view toward achieving our principal investment objectives.

We intend to hold our properties for a minimum of four years prior to selling them. See "Federal Income Tax Considerations -- Federal Income Taxation as a REIT." We also intend to reinvest the proceeds from the sale, financing, refinancing or other disposition of our properties into additional properties. Alternatively, we may use these proceeds to fund maintenance or repair of existing properties or to increase reserves for such purposes. The objective of reinvesting the sale, financing and refinancing proceeds in new properties is to increase our real estate assets, and our net income, which our board believes will enhance our chances of having our shares traded in a public trading market. Notwithstanding this policy, the board, in its discretion, may distribute all or part of the proceeds from the sale, financing, refinancing or other disposition of all or any of our properties to our stockholders. In determining whether to distribute these proceeds to stockholders, the board will consider, among other factors, the desirability of properties available for purchase, real estate market conditions, the likelihood of the listing of our shares on a national stock exchange or including the shares for quotation on a national market system and compliance with the applicable requirements under federal income tax law under federal income tax laws. Because we may reinvest the proceeds from the sale, financing or refinancing of our properties, we could hold stockholders' capital indefinitely. However, upon the affirmative vote of a majority of the shares of common stock, we will be forced to liquidate our assets and dissolve.

When we sell a property, we intend to obtain an all-cash sale price. However, we may take a purchase money obligation secured by a mortgage on the property as partial payment, and there are no limitations or restrictions on our ability to take such purchase money obligations. The terms of payment to us will

be affected by custom in the area in which the property being sold is located and the then prevailing economic conditions. If we receive notes and other property instead of cash from sales, these proceeds, other than any interest payable on these proceeds, will not be available for distributions until and to the extent the notes or other property are actually paid, sold, refinanced or otherwise disposed.

104

Therefore, the distribution of the proceeds of a sale to the stockholders may be delayed until that time. In these cases, we will receive payments in cash and other property in the year of sale in an amount less than the selling price and subsequent payments will be spread over a number of years. See "Federal Income Tax Considerations."

CHANGE IN INVESTMENT OBJECTIVES AND POLICIES

Our stockholders have no voting rights to implement our investment objectives and policies. Our board has the responsibility for our investment objectives and policies. Our board may not, however, make any material changes regarding the restrictions on investment policies set forth in our articles of incorporation without amending the articles of incorporation. Any amendment to our articles of incorporation requires the affirmative vote of a majority of our then outstanding voting shares of common stock. See "Summary of Our Organizational Documents -- Restrictions on Investments."

INVESTMENT LIMITATIONS

We will not:

- invest more than 10% of our total assets in unimproved real property (and will only invest in unimproved real property intended to be developed) or in mortgage loans on unimproved real property;
- invest in commodities or commodity future contracts;
- issue redeemable shares of common stock;
- issue shares on a deferred payment basis or other similar arrangement; and
- operate in such a manner as to be classified as an "investment company" for purposes of the Investment Company Act. See "Summary of Our Organizational Documents -- Restrictions on Investments" for additional investment limitations.

We do not intend to engage in hedging or similar activities for speculative purposes.

We have no current plans to invest any proceeds from this offering, or other funds, in the securities of other issuers for the purpose of exercising control over such other issuers.

OTHER INVESTMENTS

Consistent with our investment limitations, we may from time to time invest amounts of money in the securities of other companies that may or may not be REITs or companies related to real estate to seek superior returns on these investments. In addition, we may make loans to third parties from time to time in connection with retail centers we intend to purchase or on a short-term basis to real estate ventures.

Edgar Filing: INLAND WESTERN RETAIL REAL ESTATE TRUST INC - Form POS AM

Our business manager/advisor has informed our board that it is increasingly concerned about the potential that mortgage interest rates at which we can borrow will increase during 2004. Management also believes that mortgage interest rates we can borrow at will increase during 2005. Our board, including all of our independent directors, unanimously approved a resolution for the following:

We may invest in interest rate futures, an interest rate hedging strategy designed to offset the risks of potential interest rate increases on our long-term borrowings. Should conditions warrant, this interest

105

rate hedging strategy will be implemented over a period of time. We intend to invest in up to \$100 million in interest rate futures, both five and seven year treasuries, with maturities of 90 days. Our initial cash outlay in this interest rate hedging strategy is expected to be between 1 to 2% of the value of our investment in the interest rate futures. Risks associated with this interest rate hedging strategy are primarily associated with declines in interest rates. As rates decline, we risk having to increase our initial cash outlay, and may incur losses on our investments in interest rate futures.

An affiliate of our business manager/advisor, Inland Investment Advisors, Inc., the investment advisor, will be managing this interest rate hedging strategy. Fees paid to the investment advisor are expected to be similar to those incurred using a third party investment advisor.

We may also retain the investment advisor to invest up to \$10 million of our cash in publicly traded investment securities. Fees paid to the investment advisor are expected to be similar to those incurred using a third party investment advisor.

We may enter into an initial \$50 million (which could increase to \$100 million) twelve month credit facility with an affiliate of our business manager/advisor, Inland Real Estate Exchange Corporation (IREX) for its 1031 exchange program. IREX will use the funds to purchase real estate investments that meet the criterion consistent with our real estate investment policies.

APPRAISALS

All real property acquisitions to be made by us will be supported by an appraisal prepared by a competent, independent appraiser who is a member-in-good standing of the Appraisal Institute prior to the purchase of the property. Our policy currently provides that the purchase price of each property will not exceed its appraised value at the time of our acquisition of the property. Appraisals are, however, estimates of value and should not be relied on as measures of true worth or realizable value. We will maintain the appraisal in our records for at least five years, and copies of each appraisal will be available for review by stockholders upon their request.

RETURN OF UNINVESTED PROCEEDS

Any of the proceeds of this offering allocable to investments in real property which have not been invested in real property or committed for investment within the later of 24 months from the original effective date of this prospectus or 12 months from the termination of the offering, will be distributed to the stockholders. All funds we receive out of the escrow account will be available for our general use from the time we receive them until expiration of the period discussed in the prior sentence. We may use these funds to:

- fund expenses incurred to operate the properties which have been acquired,
- reimburse the business manager/advisor for our expenses, to the extent allowable under the advisory agreement,
- pay the business manager/advisor its compensation under the advisory agreement; and
- pay the property manager its property management fee under the management agreement

See "Estimated Use of Proceeds" and "Plan of Distribution -- Escrow Conditions." We will not segregate funds separate from our other funds pending investment, and interest will be payable to the stockholders if uninvested funds are returned to them.

106

ADDITIONAL OFFERINGS AND EXCHANGE LISTING

We anticipate that by September 15, 2008, our board will determine when, and if, to apply to have our shares of common stock listed for trading on a national stock exchange or included for quotation on a national market system, if we meet the then applicable listing requirements; and/or whether to commence subsequent offerings after completion of this offering. We believe that an exchange listing or inclusion of our shares in a national market system may allow us to increase our size, portfolio diversity, stockholder liquidity, access to capital and stability, and decrease our operating costs through economies of scale. However, we cannot assure that such listing or inclusion will ever occur. If it is not feasible to list shares or include them in a national market system by September 15, 2008, our board may decide to sell our assets individually, list our shares at a future date; or liquidate us within ten years of such date. The sale of all or substantially all of our assets as well as our liquidation would also require the affirmative vote of a majority of the then-outstanding voting shares of stock.

JOINT VENTURES

We may invest in joint venture arrangements with other public real estate programs formed by our business manager/advisor or any of its affiliates if a majority of our directors not otherwise interested in the transaction and a majority of our independent directors approve the transaction as being fair and reasonable. In addition, the investment by each joint venture partner must be substantially on the same terms and conditions as those received by other joint venturers.

We may also invest in general partnerships or joint venture arrangements with our affiliates as co-owners of a property. The general partnership or joint venture agreement for these investments will provide that we will be able to increase our equity participation in such entity as we receive additional proceeds of the offering. As a result, we will ultimately own a 100% equity ownership of the property and the affiliated general or joint venture partner will not be entitled to any profit or other benefit on the sale of its equity participation to us. Once we own, directly or indirectly, 100% of the ownership interests in the general partnership or joint venture entity, we will determine whether the continued existence of that entity is necessary. For example, we may determine to continue the existence of the entity to minimize expenses or to meet lender requirements.

Edgar Filing: INLAND WESTERN RETAIL REAL ESTATE TRUST INC - Form POS AM

In addition, we may enter into joint venture or partnership arrangements with unaffiliated third parties. Therefore, we may enter into acquisitions with sellers who are desirous of transactions in tax advantaged structures such as arrangements typically referred to as "Down REITs." A Down REIT is an organizational structure in which, in addition to owning indirect interests in real estate properties through the ownership of an interest in a lower-tier operating partnership (as in an UPREIT), a REIT also owns real estate properties directly at the REIT level. In a Down REIT structure, because the REIT owns real estate properties directly, the value of the REIT shares do not bear a direct relationship with the value of an interest in the lower-tier Down REIT operating partnership. You should consider the potential risk that our non-affiliated joint venture partner may be unable to agree with us on a matter material to the joint venture. See "Risk Factors -- Risks Related to the Offering."

We are unable to estimate the proportion of our assets that may be invested in joint venture interests.

CONSTRUCTION AND DEVELOPMENT ACTIVITIES

From time to time, we may attempt to enhance investment opportunities by undertaking construction and development activities and rendering services in connection with them. Our business manager/advisor has advised us that, in its view, we may be able to reduce overall purchase costs if we were to undertake construction and development rather than merely being limited to purchasing properties

107

subject to completion of construction by a third party. The construction and development activities would expose us to such risks as cost overruns, carrying costs of projects under construction or development, availability and costs of materials and labor, weather conditions, government regulation and our inability to obtain tenants. We nevertheless have concluded that our investment prospects would be enhanced by permitting us to engage in construction and development activities so long as such activities did not cause us to lose our status as a REIT. To comply with the applicable requirements under federal income tax law under federal income tax law, and until the Internal Revenue Service changes its pronouncements with regard to these requirements, we intend to limit our construction and development activities to the performance of oversight and review functions, including reviewing the construction and tenant improvement design proposals, negotiating and contracting for feasibility studies and supervising compliance with local, state or federal laws and regulations, negotiating contracts, oversight of construction, accounts, and obtaining financing. In addition to using independent contractors to provide services in connection with the operation of our properties, we may also use "taxable REIT subsidiaries" to carry out these functions. See "Federal Future Tax Considerations - Federal Income Taxation as a REIT" for a discussion of a "taxable REIT subsidiary." We will retain independent contractors to perform the actual physical construction work on tenant improvements, the installation of heating, ventilation and air conditioning systems. See "Real Property Investments - General" for a detailed description of the types of properties we may invest in.

OTHER POLICIES

Before we purchase a particular property, we may obtain an option to purchase the property. The amount paid for the option, if any, usually would be surrendered if the property was not purchased and normally would be credited against the purchase price if the property was purchased. See "Real Property Investments - General" for a detailed description of the types of properties we may invest in.

Edgar Filing: INLAND WESTERN RETAIL REAL ESTATE TRUST INC - Form POS AM

We hold all funds, pending investment in properties, in assets which will allow us to continue to qualify as a REIT. These investments are highly liquid and provide for appropriate safety of principal and may include, but are not limited to, investments such as bonds issued by the Government National Mortgage Association, or GNMA, and real estate mortgage investment conduits also known as REMICs. See "Federal Income Tax Considerations - Federal Income Taxation as a REIT."

We will not make distributions-in-kind, except for:

- distributions of readily marketable securities;
- distributions of beneficial interests in a liquidating trust established for our dissolution and the liquidation of our assets in accordance with the terms of our articles of incorporation; or
- distributions of in-kind property which meet all of the following conditions:
 - our board of directors advises each stockholder of the risks associated with direct ownership of the in-kind property;
 - our board of directors offers each stockholder the election of receiving in-kind property distributions; and
 - the directors distribute in-kind property only to those stockholders who accept our offer.

Although our articles of incorporation and bylaws do not prohibit the following, we have no current plans to:

108

- underwrite the securities of other issuers;
- invest in real estate mortgages; or
- invest the proceeds of the offering, other than on a temporary basis, in non-real estate related investments.

We may change our current plans, without stockholder approval, if our board of directors determines that it would be in the best interests of our stockholder to engage in any such transaction.

Although we are authorized to issue senior securities, we have no current plans to do so. See "Description of Securities - Preferred Stock," "- Issuance of Additional Securities and Debt Instruments" and "- Restrictions on Issuance of Securities."

109

REAL PROPERTY INVESTMENTS

INVESTING IN REITS

A real estate investment trust or REIT is a company that owns and, in most cases, operates income-producing properties. To qualify as a REIT, generally a company must annually distribute at least 90% of its taxable income to stockholders.

Edgar Filing: INLAND WESTERN RETAIL REAL ESTATE TRUST INC - Form POS AM

According to the National Association of Real Estate Investment Trusts (NAREIT), dividend growth for publicly traded REITs has consistently outpaced inflation. Stock price appreciation for publicly-traded REITs has historically tracked the rate of increase in the Consumer Price Index, according to NAREIT. This information is based on REITs that are listed and traded on a national exchange and would not be representative of an investment in a REIT that is not publicly traded such as us, and there is no assurance that an investment in a non-publicly traded REIT will produce comparable results.

An analysis of historical data on publicly-traded REITs by Ibbotson Associates, a leading financial research firm, concluded that REITs have a low correlation with other stocks and bonds and represent a potentially powerful diversification tool. Ibbotson noted, "The asset allocation decision is the most important determinant of portfolio performance, outweighing the benefits of market timing and security selection." In particular, Ibbotson found that REITs may boost return and reduce risk when added to a diversified portfolio. Ibbotson also found that REITs outperformed most other major market benchmarks over the 1972-2002 period with much less volatility. There can be no assurance that future performance will mirror past performance and that these results would be comparable to non-traded REITs, like us.

GENERAL

Our business manager/advisor is experienced in acquiring and managing real estate, particularly retail focused shopping centers. We intend to acquire and manage a diversified (by geographical location and by type and size of retail centers) portfolio of real estate primarily improved for use as retail establishments, principally multi-tenant shopping centers. Our portfolio will consist predominantly of grocery and discount store anchored retail, including net lease retail. We may acquire certain mixed use properties that may include lodging, office and/or multi-family residential if they are part of a retail center. And, we may also acquire other types of retail shopping centers, such as enclosed malls, outlet malls and power centers. We also anticipate acquiring real estate improved with other commercial facilities which provide goods and services as well as double or triple net leased properties, which are either commercial or retail, including properties acquired in sale and leaseback transactions. A triple-net leased property is one which is leased to a tenant who is responsible for the base rent and all costs and expenses associated with their occupancy, including property taxes, insurance, repairs and maintenance.

The geographic focus of our portfolio continues to be western U.S. markets; yet, at the present time, we believe that properties available for sale east of the Mississippi River are offering more favorable investment returns. Our objective continues to be to acquire quality properties primarily for income as distinguished from primarily for capital gain. As a result, many of our recently acquired properties that we currently have under contract for purchase are located in eastern U.S. markets. However, over the long-term, we expect the portfolio to consist of properties located primarily west of the Mississippi River. Where feasible, we will endeavor to acquire multiple properties within the same major metropolitan markets where the acquisitions result in efficient property management operations with the potential to achieve market dominance. As a result, we may have clusters of properties east of the Mississippi River.

We do not intend to invest in real estate properties that are primarily:

110

- farms;
- health care facilities;

- industrial properties;
- leisure home sites;
- manufacturing facilities;
- mining properties;
- ranches;
- single-family residential properties;
- timberlands; or
- unimproved properties not intended to be developed (vacant land).

Subject to compliance with the applicable requirement under the federal income tax laws, we may also undertake construction and development activities and render services in connection with such activities.

See "Investment Objectives and Policies" generally pertaining to our policies relating to the maintenance, operation and disposition of our properties.

We intend to continue focusing on acquisition activity in major metropolitan areas in the western United States. The western United States, which consists of the southwest, rocky mountain and far west states, is projected to experience the most growth of any region of the country over the next 25 years. Population is expected to increase by 33.5 million between 2000 and 2025. Most of the states in the region will experience population growth rates ahead of the national average. In addition, the western region is forecast to lead the nation in the rate of employment growth. The western states will generate 22.8 million new jobs between 1999 and 2025 and account for 38% of total United States job growth.

California is projected to show the largest gains in population and employment; however, the region's growth is expected to become more dispersed as other western states experience higher rates of growth. Texas is expected to retain its position as the second largest state, with a population likely to exceed 29.8 million by 2025. Nevada is likely to experience the fastest rate of growth (2.4% annually between 2000 and 2025), followed by Arizona, Utah, Idaho, Colorado, Texas, New Mexico, Oregon and Washington.

Employment growth is expected to follow a similar pattern. Nevada, Arizona and Utah are projected to lead the nation by generating the fastest rate of annual employment growth. Several western cities are expected to rank among the nation's ten fastest growing metropolitan markets. These areas include Laredo and Austin-San Marcos in Texas, Las Vegas in Nevada, Provo-Orem in Utah and Phoenix-Mesa in Arizona.

The Western region benefits from the diversity of its economy, which has enabled many western states to maintain employment and income growth even when some sectors experience reduced demand. Agriculture, natural resources, manufacturing, trade and services are all represented in the region's economy. In addition many of the goods and services produced in the west have international markets.

Much of the total United States output of agricultural products, oil and natural

Edgar Filing: INLAND WESTERN RETAIL REAL ESTATE TRUST INC - Form POS AM

gas, lumber and wood products and electronic equipment is produced in the West.

INSURANCE COVERAGE ON PROPERTIES

We carry comprehensive general liability coverage and umbrella liability coverage on all of our properties with limits of liability which we deem adequate to insure against liability claims and provide for the costs of defense. Similarly, we are insured against the risk of direct physical damage in amounts we estimate to be adequate to reimburse us on a replacement cost basis for costs incurred to repair or rebuild each property, including loss of rental income during the reconstruction period. In addition, we intend to insure our properties against loss caused by earthquake and flood if deemed necessary and economically justified. The form of management agreement for each property specifically provides for us to procure and carry public liability, fire and extended coverage, burglary and theft, rental interruption, flood, if appropriate, and boiler, if appropriate, insurance. The cost of such insurance is passed through to tenants whenever possible. Insurance risks associated with potential terrorism acts could sharply increase the premiums we pay for coverage against property and casualty claims. Additionally, mortgage lenders in some cases have begun to insist that specific coverage against terrorism be purchased by commercial property owners as a condition for providing mortgage loans. It is uncertain whether such insurance policies will be available, or available at reasonable cost, which could inhibit our ability to finance or refinance our properties. In such instances, we may be required to provide other financial support, either through financial assurances or self-insurance, to cover potential losses. We cannot assure you that we will have adequate coverage for such losses. Legislation has been enacted to provide federal insurance for property losses due to terrorism. We cannot be certain what impact this legislation will have on us or what additional costs to us, if any, could result.

PROPERTIES

As of December 7, 2004, our real estate portfolio was comprised of 91 properties containing approximately 16,123,537 square feet of gross leasable area. The 91 properties consist of 42 retail shopping centers, 26 neighborhood and community shopping center properties, 18 single-user facilities and five joint venture retail shopping centers that we have operating control of, located in 25 states.

We intend to continue to primarily invest in retail properties ranging from 100,000 to 300,000 square feet in size. We may also purchase larger shopping centers, and properties in larger centers, in the future if such purchases are approved by our board of directors, including a majority of the independent directors.

We expect that our neighborhood and community shopping centers will be "anchored" or "shadow-anchored" by a national or regional discount department store, supermarket or drugstore. A "shadow-anchor" is an anchor tenant that has leased space in that portion of the center not owned or controlled by us.

In evaluating each of our properties as a potential acquisition and determining the appropriate amount of consideration to be paid for the property, we consider a variety of factors including overall valuation of net rental income, location, demographics, tenant mix, quality of tenants, length of leases, price per square foot, occupancy and that overall rental rates at each property are comparable to market rates. We anticipate that each property will be located within a vibrant economic area. We believe that each of the properties will be well-located, will have acceptable roadway access, will attract high quality tenants, will be well-maintained and will have been professionally managed. Nonetheless, each property will be subject to competition from similar shopping centers within its market area, and its

economic

112

performance could be affected by changes in local economic conditions. We generally do not consider any other factors materially relevant to the decision to acquire each of the properties.

When we calculate depreciation expense for tax purposes, we use the straight-line method. We depreciate buildings and improvements based upon estimated useful lives of 40 and 20 years.

A substantial portion of our income will consist of rent received under long-term leases. In general, each tenant pays its proportionate share of real estate taxes, insurance and common area maintenance costs, although the leases with some tenants provide that the tenant's liability for such expenses is limited in some way, usually so that their liability for such expenses does not exceed a specified amount.

A lease termination by an anchor tenant could result in lease terminations or reductions in rent by other tenants whose leases permit cancellation or rent reduction if another tenant's lease is terminated. We own or may own centers where the tenants may have rights to terminate their leases if certain other tenants are no longer open for business. These "co-tenancy" provisions may also exist in some leases where we own a portion of a shopping center and one or more of the anchor tenants leases space in that portion of the center not owned or controlled by us. If such tenants were to vacate their space, tenants with co-tenancy provisions would have the right to terminate their leases with us, or seek a rent reduction from us.

Some of our leases may also contain provisions requiring the payment of additional rent calculated as a percentage of tenants' gross sales above predetermined thresholds.

We seek to reduce our operating and leasing risks through geographic and tenant diversity. No single tenant accounted for more than 5.6% of our total gross leasable area or more than 4.5% of our total annualized base rental revenues as of December 7, 2004. Our five largest tenants include Zurich American Insurance Company, Wal-Mart, GMAC Insurance, Best Buy and Ross Dress for Less, which represent approximately 4.5%, 2.2%, 2.6%, 3.6% and 2.5% of annualized base rental revenues at December 7, 2004.

We will receive an appraisal for each of our properties which states that it was prepared in conformity with the Code of Professional Ethics Standards of Professional Appraisal Practice of the Appraisal Institute and the Uniform Standards of Professional Appraisal Practice of the Appraisal Foundation by an independent appraiser who is a member of the Appraisal Institute. Appraisals are estimates of value and should not be relied on as a measure of true worth or realizable value.

In cases where we have purchased properties from our affiliates, our directors, including the independent directors, must approve the acquisitions of the properties from our affiliates as being fair and reasonable.

Our neighborhood and community shopping centers and our retail shopping centers are usually "anchored" or "shadow -anchored" by a national or regional discount department store, supermarket or drugstore. A "shadow-anchor" is an anchor tenant that has leased space in that portion of the center not owned or controlled by us. National and regional companies that are tenants in our shopping center properties include Wal-Mart, Best Buy, Ross Dress for Less, Kohl's and Home Depot.

RETAIL SHOPPING CENTERS

Retail shopping centers comprise the primary focus of our current portfolio. As of December 7, 2004, approximately 96% of our shopping center space was leased, and the average annualized base rent per leased square foot of the shopping center portfolio was \$13.37.

113

Our shopping center properties, generally owned and operated through subsidiaries, had an average size of approximately 232,000 square feet as of December 7, 2004. Although we primarily invest in retail properties ranging from 100,000 to 500,000 square feet in size, as of December 7, 2004, we have also purchased larger shopping centers and properties in larger centers. We may also purchase these larger shopping centers, and properties in larger centers, in the future if such purchases are approved by our board of directors, including a majority of the independent directors.

NEIGHBORHOOD AND COMMUNITY SHOPPING CENTERS

We acquired neighborhood and community shopping centers as part of our current portfolio. As of December 7, 2004, approximately 95% of these shopping centers were leased, and the average annualized base rent per leased square foot of these shopping centers was \$15.51.

Our neighborhood and community shopping center properties, generally owned and operated through subsidiaries, had an average size of approximately 68,000 square feet as of December 7, 2004.

SINGLE-USER PROPERTIES

In addition to neighborhood and community shopping centers, we acquired single-user properties that are triple-net-leased properties, including properties acquired in sale and leaseback transactions. Single-user properties represent approximately 15.7% of our total portfolio gross leasable area. As of December 7, 2004, the average annualized base rent per leased square foot of the single-user property portfolio was \$9.02.

National and regional companies that are tenants in our single-user properties include CVS Pharmacy, Eckerd's, Wal-Mart, Shaw's Supermarket, Harris Teeter, Academy Outdoor Sports, GMAC Insurance, Kohl's, Wrangler and Zurich American Insurance Company.

114

SUMMARY TABULAR PRESENTATION OF PROPERTIES OWNED

As of December 7, 2004, we, through separate limited partnerships or limited liability companies, have acquired fee ownership of, or a leasehold interest in, 91 shopping centers consisting of an aggregate of approximately 16,123,537 gross leasable square feet located in Alabama, Arizona, Arkansas, California, Colorado, Connecticut, Florida, Georgia, Illinois, Indiana, Kansas, Louisiana, Maryland, Michigan, Missouri, Nevada, New Mexico, North Carolina, Oklahoma, Pennsylvania, South Carolina, Tennessee, Texas, Utah and Washington. The following table summarizes these properties in alphabetical order.

Edgar Filing: INLAND WESTERN RETAIL REAL ESTATE TRUST INC - Form POS AM

| PROPERTY | TYPE | YEAR BUILT/ RENOVATED | DATE ACQUIRED | BOOK VALUE AT DECEMBER 7, 2004 (\$) | MORTGAGE PAYABLE AT DECEMBER 7, 2004 (\$) | GROSS LEASABLE AREA (SQ. FT.) | % OF TOTAL GROSS LEASABLE AREA |
|--|----------|--------------------------|------------------|--|--|--|--|
| Academy Sports Houma, Louisiana | SU | 2004 | Jul-04 | 5,272,721 | 2,920,000 | 60,001 | 0.4% |
| Academy Sports Midland, Texas | SU | 2004 | Oct-04 | 4,257,044 | 2,337,500 | 61,150 | 0.4% |
| Academy Sports Port Arthur, Texas | SU | 2004 | Oct-04 | 5,004,157 | 2,775,000 | 61,001 | 0.4% |
| Alison's Corner San Antonio, Texas | NC | 2003 | Apr-04 | 6,992,339 | 3,850,000 | 55,066 | 0.3% |
| Arvada Connection and Arvada Marketplace Arvada, Colorado | RC RC | 1987 -1990 | Apr-04 | 52,308,117 | 28,510,000 | 61,079 297,678 | 0.4% 1.8% |
| Azalea Square Summerville, South Carolina | RC | 2004 | Oct-04 | 29,904,320 | 16,535,000 | 181,942 | 1.1% |
| Bed, Bath & Beyond Plaza Miami, Florida | NC | 2004 | Oct-04 | 20,305,879 | 11,192,500 | 97,496 | 0.6% |
| Best on the Boulevard Las Vegas, Nevada | RC | 1996 - 1999 | Apr-04 | 35,547,369 | 19,525,000 | 204,427 | 1.3% |

115

| PROPERTY | TYPE | YEAR BUILT/ RENOVATED | DATE ACQUIRED | BOOK VALUE AT DECEMBER 7, 2004 (\$) | MORTGAGE PAYABLE AT DECEMBER 7, 2004 (\$) | GROSS LEASABLE AREA (SQ. FT.) | % OF TOTAL GROSS LEASABLE AREA |
|--|------|--------------------------|------------------|--|--|--|--|
| Bluebonnet Parc Baton Rouge, Louisiana | RC | 2002 | Apr-04 | 22,072,024 | 12,100,000 | 135,289 | 0.8% |

Edgar Filing: INLAND WESTERN RETAIL REAL ESTATE TRUST INC - Form POS AM

| | | | | | | | |
|--|----|-------------|---------|-------------|------------|---------|------|
| Boulevard at the Capital Centre Largo, MD | JV | 2004 | Sept-04 | 123,490,577 | 71,500,000 | 482,455 | 3.0% |
| The Columns Jackson, Tennessee | RC | 2004 | Aug-04 | 20,816,598 | 14,865,400 | 173,427 | 1.1% |
| CorWest Plaza New Britain, Connecticut | RC | 1999 - 2003 | Jan-04 | 33,338,803 | 18,150,000 | 115,011 | 0.7% |
| Cranberry Square Cranberry Township, Pennsylvania | RC | 1996 - 1997 | Jul-04 | 20,346,674 | 10,900,000 | 195,566 | 1.2% |
| CVS Pharmacy (Eckerd Drug Store) Edmund, Oklahoma | SU | 2003 | Dec-03 | 3,376,585 | 1,850,000 | 13,824 | 0.1% |
| CVS Pharmacy (Eckerd Drug Store) Norman, Oklahoma | SU | 2003 | Dec-03 | 5,301,730 | 2,900,000 | 13,824 | 0.1% |
| CVS Pharmacy Sylacauga, Alabama | SU | 2004 | Oct-04 | 3,066,716 | - | 10,055 | 0.1% |
| Darien Towne Center Darien, Illinois | RC | 1994 | Dec-03 | 29,920,706 | 16,500,000 | 223,844 | 1.4% |

116

| PROPERTY | TYPE | YEAR BUILT/ RENOVATED | DATE ACQUIRED | BOOK VALUE AT DECEMBER 7, 2004 (\$) | MORTGAGE PAYABLE AT DECEMBER 7, 2004 (\$) | GROSS LEASABLE AREA (SQ. FT.) | % OF TOTAL GROSS LEASABLE O AREA |
|---|------|--------------------------|--------------------|--|--|--|--|
| Davis Towne Crossing North Richland Hills, Texas | NC | 2003 & 2004 | Jun-04 | 8,215,165 | 5,365,200 | 34,091 | 0.2% |
| Denton Towne Crossing Denton, Texas | RC | 2003 & 2004 | Oct-04 | 51,336,957 | 35,200,000 | 278,840 | 1.7% |
| Dorman Center - Phase I & II Spartanburg, South Carolina | RC | 2003 - 2004 | Mar-04 & Jul-04 | 50,288,688 | 27,610,000 | 388,067 | 2.4% |
| Eastwood Towne | RC | 2002 | May-04 | 85,157,861 | 46,750,000 | 332,131 | 2.1% |

Edgar Filing: INLAND WESTERN RETAIL REAL ESTATE TRUST INC - Form POS AM

Center
Lansing, Michigan

| | | | | | | | |
|--|----|-------------|--------|------------|------------|---------|------|
| Eckerd Drug Store Columbia, South Carolina | SU | 2003 - 2004 | Jun-04 | 3,276,504 | 1,750,000 | 13,440 | 0.1% |
| Eckerd Drug Store Crossville, Tennessee | SU | 2003 - 2004 | Jun-04 | 2,633,000 | 1,425,000 | 13,824 | 0.1% |
| Eckerd Drug Store Greer, South Carolina | SU | 2003 - 2004 | Jun-04 | 3,097,200 | 1,650,000 | 13,824 | 0.1% |
| Eckerd Drug Store Kill Devil Hills, North Carolina | SU | 2003 - 2004 | Jun-04 | 3,660,139 | 1,975,000 | 13,824 | 0.1% |
| Edgemont Town Center Homewood, Alabama | NC | 2003 | Nov-04 | 15,641,041 | - | 77,655 | 0.5% |
| Five Forks Simpsonville, South Carolina | NC | 1999 | Dec-04 | 8,087,600 | - | 64,173 | 0.4% |
| Forks Town Center Easton, Pennsylvania | NC | 2002 | Jul-04 | 18,440,369 | 10,395,000 | 92,660 | 0.6% |
| Fox Creek Village Longmont, Colorado | RC | 2003 - 2004 | Nov-04 | 20,997,333 | - | 139,730 | 0.9% |

117

| PROPERTY | TYPE | YEAR BUILT/ RENOVATED | DATE ACQUIRED | BOOK VALUE AT DECEMBER 7, 2004 (\$) | MORTGAGE PAYABLE AT DECEMBER 7, 2004 (\$) | GROSS LEASABLE AREA (SQ. FT.) | % OF TOTAL GROSS LEASABLE O AREA |
|--|------|--------------------------|------------------|--|--|--|--|
| Fullerton Metrocenter Fullerton, California | RC | 1988 | Jun-04 | 51,389,458 | 28,050,000 | 253,296 | 1.6% |
| Gateway Pavilion Avondale, Arizona | RC | 2003 - 2004 | Dec-04 | 65,141,045 | - | 318,410 | 2.0% |
| Gateway Plaza Southlake, Texas | RC | 2000 | Jul-04 | 33,056,095 | 18,163,000 | 358,091 | 2.2% |
| Gateway Station College Station, Texas | NC | 2003 - 2004 | Dec-04 | 5,093,435 | - | 19,537 | 0.1% |

Edgar Filing: INLAND WESTERN RETAIL REAL ESTATE TRUST INC - Form POS AM

| | | | | | | | |
|--|----|-----------|---------|------------|------------|---------|------|
| Gateway Village Annapolis, Maryland | JV | 1996 | Jul-04 | 49,616,650 | 31,458,000 | 273,788 | 1.7% |
| GMAC Insurance Building Winston-Salem, North Carolina | SU | 1980/1990 | Sept-04 | 60,037,192 | 33,000,000 | 501,064 | 3.1% |
| Governor's Marketplace Tallahassee, Florida | RC | 2001 | Aug-04 | 32,749,285 | 20,625,000 | 231,915 | 1.4% |
| Gurnee Towne Center Gurnee, Illinois | RC | 2000 | Oct-04 | 44,303,902 | - | 179,602 | 1.1% |
| Harris Teeter Wilmington, North Carolina | SU | 1977/1995 | Sept-04 | 7,212,401 | 3,960,000 | 57,230 | 0.4% |
| Harvest Towne Center Knoxville, Tennessee | NC | 1996-1999 | Sept-04 | 8,958,341 | 5,005,000 | 42,213 | 0.3% |

118

| PROPERTY | TYPE | YEAR BUILT/ RENOVATED | DATE ACQUIRED | BOOK VALUE AT DECEMBER 7, 2004 (\$) | MORTGAGE PAYABLE AT DECEMBER 7, 2004 (\$) | GROSS LEASABLE AREA (SQ. FT.) | % OF TOTAL GROSS LEASABLE O AREA |
|---|------|--------------------------|------------------|--|--|--|--|
| Heritage Towne Crossing Eules, Texas | NC | 2002 | Mar-04 | 14,855,156 | 8,950,000 | 73,579 | 0.5% |
| Hickory Ridge Hickory, North Carolina | RC | 1999 | Jan-04 | 42,022,293 | 23,650,000 | 380,487 | 2.4% |
| Huebner Oaks Center San Antonio, Texas | RC | 1997 & 1998 | Jun-04 | 79,578,905 | 48,000,000 | 286,684 | 1.8% |
| John's Creek Village Duluth, Georgia | RC | 2003 & 2004 | Jun-04 | 29,192,357 | 23,300,000 | 141,802 | 0.9% |
| Kohl's/Wilshire Plaza III | SU | 2004 | Nov-04 | 5,705,154 | 5,417,500 | 88,248 | 0.5% |

Edgar Filing: INLAND WESTERN RETAIL REAL ESTATE TRUST INC - Form POS AM

Kansas City, Missouri

| | | | | | | | |
|--|----|------------------------------|---------|------------|------------|---------|------|
| La Plaza Del Norte San Antonio, Texas | RC | 1996/1999 | Jan-04 | 59,206,004 | 32,528,000 | 320,345 | 2.0% |
| Lake Mary Pointe Lake Mary, Florida | NC | 1999 | Oct-04 | 6,603,760 | 3,657,500 | 51,052 | 0.3% |
| Lakewood Towne Center Lakewood, Washington | RC | 1988 Rebuilt 2002-2003 | Jun-04 | 80,932,733 | 51,260,000 | 578,863 | 3.6% |
| Larkspur Landing Larkspur, California | RC | 1978/2001 | Jan-04 | 60,721,335 | 33,630,000 | 173,821 | 1.1% |
| Lincoln Park Dallas, Texas | RC | 1998 | Sept-04 | 47,360,050 | 26,153,000 | 148,806 | 0.9% |
| Low Country Village Bluffton, South Carolina | NC | 2004 | Jun-04 | 11,140,058 | 5,370,000 | 76,479 | 0.5% |
| MacArthur Crossing Los Colinas, Texas | RC | 1995 - 1996 | Feb-04 | 23,076,236 | 12,700,000 | 109,755 | 0.7% |

119

| PROPERTY | TYPE | YEAR BUILT/ RENOVATED | DATE ACQUIRED | BOOK VALUE AT DECEMBER 7, 2004 (\$) | MORTGAGE PAYABLE AT DECEMBER 7, 2004 (\$) | GROSS LEASABLE AREA (SQ. FT.) | % OF TOTAL GROSS LEASABLE O AREA |
|---|------|--------------------------|--------------------|--|--|--|--|
| Manchester Meadows Town and Country, Missouri | RC | 1994 - 1995 | Aug-04 | 56,543,403 | 31,064,550 | 454,172 | 2.8% |
| Mansfield Towne Center Mansfield, Texas | NC | 2004 | Nov-04 | 16,055,333 | 10,982,300 | 95,277 | 0.6% |
| Mitchell Ranch Plaza New Port Richey, Florida | RC | 2003 | Aug-04 | 33,886,359 | 18,700,000 | 200,404 | 1.2% |
| Newnan Crossing I & II Newnan, Georgia | RC | 1999-2003 | Dec-03 & Feb-04 | 39,246,282 | 21,543,091 | 291,450 | 1.8% |
| North Ranch Pavilions Thousand Oaks, California | NC | 1992 | Jan-04 | 18,264,794 | 10,157,400 | 62,812 | 0.4% |

Edgar Filing: INLAND WESTERN RETAIL REAL ESTATE TRUST INC - Form POS AM

| | | | | | | | |
|--|----|-------------|--------|------------|------------|---------|------|
| North Rivers Town Center Charleston, South Carolina | RC | 2003 - 2004 | Apr-04 | 20,170,224 | 11,050,000 | 141,204 | 0.9% |
| Northgate North Seattle, Washington | RC | 1999 - 2003 | Jun-04 | 48,488,931 | 26,650,000 | 302,095 | 1.9% |
| Northpointe Plaza Spokane, Washington | RC | 1991 - 1993 | May-04 | 54,591,996 | 30,850,000 | 377,949 | 2.3% |
| Northwoods Center Wesley Chapel, Florida | NC | 2002 - 2004 | Dec-04 | 13,963,847 | - | 74,647 | 0.5% |
| Oswego Commons Oswego, Illinois | RC | 2002 - 2004 | Nov-04 | 35,134,068 | 19,262,100 | 188,150 | 1.2% |
| Paradise Valley Marketplace Phoenix, Arizona | NC | 2002 | Apr-04 | 28,571,619 | 15,680,500 | 92,158 | 0.6% |
| Pavilion at King's Grant Concord, North Carolina | NC | 2002/2003 | Dec-03 | 8,200,912 | 5,342,000 | 79,109 | 0.5% |

120

| PROPERTY | TYPE | YEAR BUILT/ RENOVATED | DATE ACQUIRED | BOOK VALUE AT DECEMBER 7, 2004 (\$) | MORTGAGE PAYABLE AT DECEMBER 7, 2004 (\$) | GROSS LEASABLE AREA (SQ. FT.) | % OF TOTAL GROSS LEASABLE AREA |
|--|------|--------------------------|------------------|--|--|--|--|
| Peoria Crossings Peoria, Arizona | RC | 2002 - 2003 | Mar-04 | 37,430,091 | 20,497,400 | 213,733 | 1.3% |
| Pine Ridge Plaza Lawrence, Kansas | RC | 1998 - 2004 | Jun-04 | 29,961,150 | 14,700,000 | 230,510 | 1.4% |
| Placentia Town Center Placentia, California | RC | 1973/2000 | Dec-04 | 24,865,000 | - | 110,962 | 0.7% |
| Plaza at Marysville Marysville, Washington | RC | 1995 | Jul-04 | 21,335,075 | 11,800,000 | 115,656 | 0.7% |
| Plaza at Riverlakes | RC | 2001 | Oct-04 | 17,022,680 | - | 102,836 | 0.6% |

Edgar Filing: INLAND WESTERN RETAIL REAL ESTATE TRUST INC - Form POS AM

Bakersfield,
California

| | | | | | | | |
|--|----|-------------|---------|------------|------------|---------|------|
| Plaza Santa Fe II Santa Fe, New Mexico | RC | 2000 - 2002 | Jun-04 | 31,063,632 | 17,551,721 | 222,389 | 1.4% |
| Promenade at Red Cliff St. George, Utah | NC | 1997 | Feb-04 | 19,502,610 | 10,590,000 | 94,445 | 0.6% |
| Publix Center Mount Pleasant, South Carolina | NC | 2004 | Nov-04 | 12,072,693 | - | 63,916 | 0.4% |
| Reisterstown Road Plaza Baltimore, Maryland | JV | 1986/2004 | Aug-04 | 88,833,173 | 49,650,000 | 779,047 | 4.8% |
| Saucon Valley Square Bethlehem, Pennsylvania | NC | 1999 | Sept-04 | 16,219,240 | 8,850,900 | 80,695 | 0.5% |
| Shaw's Supermarket New Britain, Connecticut | SU | 1995 | Dec-03 | 13,630,416 | 6,450,000 | 65,658 | 0.4% |

121

| PROPERTY | TYPE | YEAR BUILT/ RENOVATED | DATE ACQUIRED | BOOK VALUE AT DECEMBER 7, 2004 (\$) | MORTGAGE PAYABLE AT DECEMBER 7, 2004 (\$) | GROSS LEASABLE AREA (SQ. FT.) | % OF TOTAL GROSS LEASABLE AREA | P |
|--|------|--------------------------|------------------|--|--|--|--|---|
| Shoppes at Quarterfield (Metro Square Center) Severn, Maryland | NC | 1999 | Jan-04 | 11,029,520 | 6,067,183 | 61,817 | 0.4% | |
| Shoppes of Dallas Dallas, Georgia | NC | 2004 | Jul-04 | 13,095,345 | 7,178,700 | 70,610 | 0.4% | |
| Shoppes of Prominence Point Canton, Georgia | NC | 2004 | Jun-04 | 15,198,965 | 9,954,300 | 78,058 | 0.5% | |
| The Shops at Boardwalk Kansas City, Missouri | RC | 2003 & 2004 | Jul-04 | 36,702,208 | 20,150,000 | 122,916 | 0.8% | |
| Shops at Forest Commons | NC | 2002 | Dec-04 | 7,505,000 | - | 34,756 | 0.2% | |

Edgar Filing: INLAND WESTERN RETAIL REAL ESTATE TRUST INC - Form POS AM

Round Rock, Texas

| | | | | | | | |
|---|----|-----------|--------|------------|------------|---------|------|
| Shops at Park Place Plano, Texas | RC | 2001 | Oct-03 | 24,088,248 | 13,127,000 | 116,300 | 0.7% |
| Stony Creek Marketplace Noblesville, Indiana | RC | 2003 | Dec-03 | 26,026,321 | 14,162,000 | 153,796 | 1.0% |
| Tollgate Marketplace Bel Air, Maryland | JV | 1979/1994 | Jul-04 | 72,060,645 | 39,765,000 | 392,587 | 2.4% |
| Towson Circle Towson, Maryland | JV | 1998 | Jul-04 | 28,580,147 | 19,197,500 | 116,119 | 0.7% |
| University Town Center Tuscaloosa, Alabama | NC | 2002 | Nov-04 | 10,571,989 | - | 57,250 | 0.4% |
| Village Shoppes at Simonton Lawrenceville, Georgia | NC | 2004 | Aug-04 | 13,770,143 | 7,561,700 | 66,415 | 0.4% |
| Wal-Mart Supercenter Blytheville, Arkansas | SU | 1999 | Jul-04 | 13,269,942 | 7,100,000 | 183,047 | 1.1% |

122

| PROPERTY | TYPE | YEAR BUILT/ RENOVATED | DATE ACQUIRED | BOOK VALUE AT DECEMBER 7, 2004 (\$) | MORTGAGE PAYABLE AT DECEMBER 7, 2004 (\$) | GROSS LEASABLE AREA (SQ. FT.) | % OF TOTAL GROSS LEASABLE O AREA |
|---|------|--------------------------|------------------|--|--|--|--|
| Wal-Mart Supercenter Jonesboro, Arkansas | SU | 1997 | Aug-04 | 11,086,320 | 6,088,500 | 149,704 | 0.9% |
| Watauga Pavilion Watauga, Texas | RC | 2003/2004 | May-04 | 35,685,886 | 19,617,000 | 205,195 | 1.3% |
| Winchester Commons Memphis, Tennessee | NC | 1999 | Nov-04 | 13,051,599 | 7,235,000 | 93,024 | 0.6% |
| Wrangler El Paso, Texas | SU | 1993 | Jul-04 | 18,518,590 | 11,300,000 | 316,800 | 2.0% |
| Zurich Towers Schaumburg, Illinois | SU | 1988 - 1990 | Nov-04 | 138,094,923 | 81,420,000 | 895,418 | 5.6% |

Edgar Filing: INLAND WESTERN RETAIL REAL ESTATE TRUST INC - Form POS AM

| | | | | |
|-----------------|---------------|---------------|------------|------|
| PORTFOLIO TOTAL | 2,680,495,380 | 1,394,703,445 | 16,123,537 | 100% |
|-----------------|---------------|---------------|------------|------|

* Major tenants include tenants leasing more than 10% of the gross leasable area of the individual property.

NC Neighborhood and Community Retail Shopping Center
 SU Single-User Property
 RC Retail Shopping Center
 D Development Project
 JV Joint Venture

The table above represents book value to include land, building and improvements, site improvements and acquired intangibles

123

DESCRIPTION OF PROPERTIES

The following discussion provides more detail on each of the properties we have acquired that are summarized in the table above and probable acquisitions.

SOUTHLAKE TOWN SQUARE, SOUTHLAKE, TEXAS

We anticipate purchasing a portion of an existing shopping center known as Southlake Town Square, containing 471,324 gross leasable square feet. The center is located at North Carroll Avenue and East Southlake Boulevard in Southlake, Texas.

We anticipate purchasing this property from an unaffiliated third party. Our total acquisition cost is expected to be approximately \$142,917,000. This amount may increase by additional costs which have not yet been finally determined. We expect any additional costs to be insignificant. Our acquisition cost is expected to be approximately \$303 per square foot of leasable space.

We anticipate purchasing this property with our own funds. However, we expect to place financing on the property at a later date.

We do not intend to make significant repairs and improvements to this property over the next few years. However, if we were to make any repairs or improvements, the tenants would be obligated to pay a substantial portion of any monies spent pursuant to the provisions of their respective leases.

There are no tenants that lease more than 10% of the total gross leasable area of the property.

For federal income tax purposes, the depreciable basis in this property will be approximately \$107,188,000. When we calculate depreciation expense for tax purposes, we will use the straight-line method. We depreciate buildings and improvements based upon estimated useful lives of 40 and 20 years, respectively.

Southlake Town Square built between 1998 and 2004. As of December 1, 2004, this property was 96% occupied, with a total 450,595 square feet leased to 152 tenants. The following table sets forth certain information with respect to those leases:

Edgar Filing: INLAND WESTERN RETAIL REAL ESTATE TRUST INC - Form POS AM

| Lessee | Approximate GLA Leased (Sq. Ft.) | Lease Ends | Current Annual Rent (\$) |
|--------------------|--|------------|--------------------------------|
| Gymboree | 2,077 | 01/09 | 57,117 |
| Magic Moon | 2,329 | 03/09 | 65,212 |
| Animal Crackers | 1,491 | 03/09 | 41,748 |
| Corner Bakery | 4,223 | 03/09 | 117,188 |
| Bombay Company | 4,131 | 03/09 | 107,406 |
| Williams-Sonoma | 4,500 | 01/09 | 122,625 |
| Chico's | 2,013 | 03/09 | 46,299 |
| Talbots | 4,398 | 01/11 | 114,348 |
| Harold's | 5,462 | 03/11 | 164,406 |
| Eyes Nouveau | 2,470 | 08/07 | 74,100 |
| The Mother's Place | 1,475 | 09/07 | 43,512 |
| Any Occasion Gifts | 1,338 | 11/07 | 38,802 |
| The Paper Closet | 858 | 01/08 | 24,882 |
| X's & O's | 4,100 | 05/09 | 123,000 |

124

| Lessee | Approximate GLA Leased (Sq. Ft.) | Lease Ends | Current Annual Rent (\$) |
|----------------------------------|--|----------------|--------------------------------|
| FNB of Wichita Falls | 3,456 | 07/12 | 103,680 |
| The Container Store | 23,796 | 02/12 | 431,568 |
| Taylor G | 1,654 | 10/06 | 52,928 |
| Kobe Steakhouse | 5,128 | 02/09 | 148,712 |
| Joseph A. Bank | 5,131 | 01/12 | 148,799 |
| The Paper Closet | 105 | Month-to-Month | 2,625 |
| Of the Vine | 2,429 | 11/07 | 72,870 |
| Barse Retail | 1,458 | 11/07 | 36,450 |
| Jamba Juice | 919 | 03/09 | 28,029 |
| Sweet & Sassy | 3,061 | 04/09 | 65,811 |
| Francesca's | 1,919 | 04/09 | 57,570 |
| BA Framer | 1,987 | 05/09 | 49,675 |
| Rockfish | 2,651 | 06/09 | 75,819 |
| Mi Cocina | 5,206 | 06/09 | 135,356 |
| Lover's Eggroll | 2,138 | 06/09 | 56,657 |
| Board Room | 2,082 | 08/09 | 62,460 |
| Village Jewelers | 2,277 | 03/12 | 75,141 |
| Vignettes | 3,306 | 03/09 | 92,568 |
| Pottery Barn | 7,989 | 01/10 | 194,835 |
| Pottery Barn (2nd Floor Storage) | 3,106 | | |
| Crate & Barrel (BS-1) | 5,517 | 10/10 | 67,629 |
| Crate & Barrel | 10,215 | 01/11 | 137,698 |
| Crate & Barrel (BS-2) | 217 | 01/11 | 4,580 |
| Origins | 1,140 | 10/10 | 45,600 |
| Talbots Petites and Kids | 6,528 | 12/10 | 188,500 |
| L'Occitane | 773 | 01/11 | 34,785 |
| Paws and Claws | 143 | 12/06 | 4,290 |
| Lane Bryant | 5,069 | 10/13 | 145,000 |
| D'Hierro | 4,000 | 10/13 | 84,000 |

Edgar Filing: INLAND WESTERN RETAIL REAL ESTATE TRUST INC - Form POS AM

| | | | |
|----------------------------|-------|-------|---------|
| Cafe Express | 5,643 | 11/13 | 153,772 |
| Oshkosh B'Gosh Retail | 5,162 | 03/14 | 154,860 |
| Terrace Day Spa & Salon | 1,179 | 10/09 | 30,250 |
| The Market | 7,086 | 06/06 | 155,892 |
| Eddie Bauer | 6,440 | 01/10 | 127,963 |
| Ann Taylor | 4,252 | 01/10 | 106,300 |
| Thai Chili | 2,359 | 04/10 | 63,693 |
| American Eagle | 5,250 | 11/12 | 136,500 |
| Young Nim Cho | 435 | 09/09 | 15,660 |
| Banana Republic | 7,000 | 03/07 | 133,280 |
| Stylette dba Glass Slipper | 750 | 06/08 | 22,500 |
| Victoria's Secret | 4,607 | 03/09 | 105,961 |
| Gap | 5,880 | 03/07 | 111,955 |
| Gap Kids | 3,819 | 03/07 | 72,714 |
| Milwaukee Joe's | 636 | 03/07 | 22,260 |
| Bath & Body Works | 3,213 | 03/09 | 73,899 |
| Starbucks | 1,867 | 05/09 | 52,276 |
| Riding High | 2,480 | 02/07 | 76,880 |

125

| Lessee | Approximate GLA Leased (Sq. Ft.) | Lease Ends | Current Annual Rent (\$) |
|-----------------------------|--|----------------|--------------------------------|
| James Avery | 2,491 | 04/07 | 74,730 |
| Three Feet | 2,134 | 10/08 | 53,350 |
| Just Add Water | 2,046 | 03/12 | 62,403 |
| Village Jewelers | 2,337 | 03/12 | 70,110 |
| LC Footwear | 1,914 | 06/12 | 57,420 |
| Sprint | 2,639 | 07/09 | 87,087 |
| Sharper Image | 5,829 | 01/15 | 156,000 |
| The Langley Holding Company | 570 | Month-to-Month | 9,396 |
| Audra D. Boxma, PA | 516 | 02/05 | 10,320 |
| Countrywide Home Loans | 2,599 | 05/05 | 44,183 |
| Heinen & Associates | 1,150 | 05/05 | 18,975 |
| Century 21 | 2,825 | 07/05 | 50,844 |
| Rattikin Title Group | 3,992 | 04/07 | 62,080 |
| Sylvan Learning Center | 2,780 | 05/07 | 44,841 |
| Williams-Sonoma Storage | 500 | 01/09 | 5,450 |
| Abemathy | 817 | 10/09 | 10,552 |
| Brownstones | 814 | Month-to-Month | 9,768 |
| Charles Schwab | 1,764 | 03/05 | 29,106 |
| Johnson & Johnson | 881 | 11/06 | 16,739 |
| Stifel, Nicolas & Co. | 3,415 | 05/07 | 61,470 |
| Harken Energy Corporation | 4,062 | 04/08 | 66,763 |
| Collins Industries | 2,125 | 05/09 | 31,875 |
| Harold's (Office) | 669 | 03/11 | 9,366 |
| Exar | 563 | 08/05 | 9,370 |
| Villaroy and Bach | 623 | 11/14 | 9,968 |
| Coldwell Bankers | 2,522 | Month-to-Month | 34,420 |
| Cooper & Stebbins | 5,212 | Month-to-Month | 83,392 |
| Bradley, Luce & Bradley | 3,154 | 08/04 | 47,310 |
| Jennifer Gray | 1,075 | 11/06 | 15,650 |
| Dallas Morning News | 4,148 | 10/05 | 66,368 |
| House of Representatives | 589 | 01/05 | 9,768 |
| Vicki Truitt | 193 | 01/05 | 4,176 |

Edgar Filing: INLAND WESTERN RETAIL REAL ESTATE TRUST INC - Form POS AM

| | | | |
|---------------------------|-------|----------------|---------|
| Benefit Architects | 2,098 | 02/05 | 35,666 |
| Main Street Financial | 2,589 | 10/05 | 49,191 |
| Town Square Mortgage | 1,464 | 12/05 | 19,560 |
| Swedish Match | 1,371 | 07/07 | 21,251 |
| Educational Tech | 1,459 | 12/08 | 14,855 |
| Standerfer Law Firm | 791 | Month-to-Month | 13,570 |
| Newell Rubbermaid | 2,110 | 03/05 | 40,090 |
| Insight Equity Holdings | 4,568 | 01/06 | 70,298 |
| Lifeguard | 4,515 | 01/06 | 34,050 |
| KTL Industries | 1,857 | 01/06 | 19,430 |
| GSCS | 2,328 | 01/06 | 26,720 |
| Salomon Smith Barney | 9,393 | 08/11 | 150,288 |
| Larsen & King | 1,470 | 08/09 | 15,597 |
| Texas Nations | 2,427 | 02/09 | 38,832 |
| Pearlstone Energy-M Young | 1,067 | 03/09 | 14,943 |

126

| Lessee | Approximate GLA Leased (Sq. Ft.) | Lease Ends | Current Annual Rent (\$) |
|--|--|----------------|--------------------------------|
| Southtrust Mortgage | 3,033 | 03/09 | 48,528 |
| Dr. Scott Kasden | 2,875 | 07/09 | 46,000 |
| Michael Bryan | 2,326 | 02/05 | 38,379 |
| Dr. Angela Bowers | 2,868 | 06/05 | 46,376 |
| Dr. Mary Wyant | 936 | 07/05 | 14,976 |
| Natural Healing Center | 541 | 05/06 | 8,115 |
| Dr. Steven J. Fugua | 1,986 | 07/06 | 29,790 |
| Feet Feet | 1,454 | 07/06 | 24,718 |
| Just For Kids | 2,321 | 08/06 | 40,617 |
| Dr. Todd White | 1,720 | 02/07 | 29,240 |
| Terrace Day Spa (Office) | 3,403 | 02/07 | 49,888 |
| Terrace Day Spa (Expansion) | 1,568 | 02/07 | 25,088 |
| Gregory Taylor | 3,077 | 07/07 | 61,540 |
| Ortho-Alliance | 3,033 | 09/07 | 51,561 |
| Viking Office Products (Office Depot) | 16,530 | 05/09 | 252,909 |
| Hometrust Mortgage | 2,849 | 06/07 | 34,188 |
| Lifeguard | 619 | 09/04 | 10,616 |
| Lyons, Butler & Pesserillo | 1,286 | Month-to-Month | 23,148 |
| Lifeguard | 2,227 | 01/06 | 34,730 |
| Johnson, Rooney, Welch | 675 | 12/05 | 13,650 |
| General Mills | 1,725 | 08/05 | 29,325 |
| Keller Williams Realty | 2,576 | 05/07 | 37,627 |
| Farmers Insurance | 462 | 03/09 | 7,041 |
| Edward Jones | 697 | 05/09 | 11,152 |
| Prizm Development | 1,659 | 06/09 | 26,544 |
| Larry North Total Fitness | 10,896 | 08/11 | 159,900 |
| Southlake Dance Academy | 3,840 | 03/06 | 60,096 |
| Sunshine Glaze | 1,400 | 05/06 | 21,200 |
| Mail & Copy Shoppe | 1,600 | 12/07 | 25,600 |
| REB Photo Lab | 1,764 | 03/06 | 38,808 |
| Segal Enterprises | 1,200 | 09/06 | 24,000 |
| Po Melvin's | 6,740 | 01/08 | 101,100 |
| Kidztime | 1,791 | 08/08 | 26,865 |
| Storehouse | 8,800 | 12/05 | 176,000 |

Edgar Filing: INLAND WESTERN RETAIL REAL ESTATE TRUST INC - Form POS AM

| | | | |
|------------------------------|-------|-------|---------|
| Gingiss Formal Wear | 1,000 | 12/05 | 22,000 |
| Cingular Wireless | 1,495 | 12/05 | 32,890 |
| Stride Rite Children's Group | 1,495 | 01/06 | 29,900 |
| Sandella's Cafe | 1,493 | 02/06 | 32,846 |
| Olivia Bennett | 1,985 | 04/06 | 30,000 |
| Trees of the Field | 2,472 | 09/11 | 54,384 |
| Blue Mesa | 3,000 | 09/13 | 87,000 |
| Pei Wei | 3,000 | 10/13 | 78,000 |
| American Express | 1,350 | 04/09 | 44,550 |
| Fidelity | 4,050 | 05/14 | 113,400 |

127

In general, each tenant will pay its proportionate share of real estate taxes, insurance and common area maintenance costs, although the leases with some tenants may provide that the tenant's liability for such expenses is limited in some way, usually so that their liability for such expenses does not exceed a specified amount.

IRMO STATION, COLUMBIA, SOUTH CAROLINA

We anticipate purchasing an existing shopping center known as Irmo Station, containing 99,619 gross leasable square feet. The center is located at 7467 St. Andrews Road in Columbia, South Carolina.

We anticipate purchasing this property from an unaffiliated third party. Our total acquisition cost is expected to be approximately \$13,100,000. This amount may increase by additional costs which have not yet been finally determined. We expect any additional costs to be insignificant. Our acquisition cost is expected to be approximately \$131 per square foot of leasable space.

We anticipate purchasing this property with our own funds. However, we expect to place financing on the property at a later date.

We do not intend to make significant repairs and improvements to this property over the next few years. However, if we were to make any repairs or improvements, the tenants would be obligated to pay a substantial portion of any monies spent pursuant to the provisions of their respective leases.

One tenant, Kroger, leases more than 10% of the total gross leasable area of the property. The lease with this tenant requires the tenant to pay base annual rent on a monthly basis as follows:

| Lessee | Approximate GLA Leased (Sq. Ft.) | % of Total GLA | Base Rent Per Square Foot Per Annum (\$) | Lease Term Beginning |
|--------|--|-------------------|---|-------------------------|
| Kroger | 56,942 | 57 | 9.71 | 10/99 |

For federal income tax purposes, the depreciable basis in this property will be approximately \$9,825,000. When we calculate depreciation expense for tax purposes, we will use the straight-line method. We depreciate buildings and improvements based upon estimated useful lives of 40 and 20 years, respectively.

Irmo Station was built in phases in 1980 and 1985, with an expansion of one

Edgar Filing: INLAND WESTERN RETAIL REAL ESTATE TRUST INC - Form POS AM

tenant's space in 1999. As of December 1, 2004, this property was 91% occupied, with a total 90,960 square feet leased to 17 tenants. The following table sets forth certain information with respect to those leases:

| Lessee | Approximate GLA Leased (Sq. Ft.) | Lease Ends | Current Annual Rent (\$) | Bas Sq Per |
|-----------------------|--|------------|--------------------------------|------------------|
| Dr. John Edwards, DDS | 1,750 | 03/05 | 31,500 | |
| Hemingway's Saloon | 5,550 | 04/05 | 30,803 | |
| Invitation Station | 2,205 | 08/05 | 24,255 | |
| The Cutting Point | 1,050 | 09/05 | 14,175 | |
| Dollar Tree Store | 6,892 | 01/06 | 55,136 | |
| Pizza Hut | 1,470 | 05/06 | 21,771 | |

128

| Lessee | Approximate GLA Leased (Sq. Ft.) | Lease Ends | Current Annual Rent (\$) | Bas Sq Per |
|-----------------------|--|------------|--------------------------------|------------------|
| Julie Stephens Agency | 1,050 | 06/06 | 13,497 | |
| Wilson Wireless | 1,000 | 10/06 | 18,000 | |
| Columbia Conservatory | 1,761 | 05/07 | 19,899 | |
| Irmo Interiors | 2,000 | 07/07 | 30,000 | |
| Kroger Liquor | 1,250 | 01/08 | 15,625 | |
| Firehouse Subs | 1,750 | 06/08 | 29,750 | |
| Han's Alterations | 1,050 | 03/09 | 14,595 | |
| Tripp's Cleaners | 1,250 | 05/09 | 18,125 | |
| ITA Taekwondo Academy | 2,940 | 08/09 | 33,810 | |
| Lovely Nails | 1,050 | 12/09 | 13,650 | |
| Kroger | 56,942 | 10/19 | 552,800 | |

In general, each tenant will pay its proportionate share of real estate taxes, insurance and common area maintenance costs, although the leases with some tenants may provide that the tenant's liability for such expenses is limited in some way, usually so that their liability for such expenses does not exceed a specified amount.

EVANS TOWNE CENTRE, AUGUSTA, GEORGIA

We anticipate purchasing an existing shopping center known as Evans Towne Centre, containing 75,695 gross leasable square feet. The center is located at 4274 Washington Road in Augusta, Georgia.

We anticipate purchasing this property from an unaffiliated third party. Our total acquisition cost is expected to be approximately \$8,880,000. This amount may increase by additional costs which have not yet been finally determined. We expect any additional costs to be insignificant. Our acquisition cost is expected to be approximately \$117 per square foot of leasable space.

We anticipate purchasing this property with our own funds. However, we expect to place financing on the property at a later date.

Edgar Filing: INLAND WESTERN RETAIL REAL ESTATE TRUST INC - Form POS AM

We do not intend to make significant repairs and improvements to this property over the next few years. However, if we were to make any repairs or improvements, the tenants would be obligated to pay a substantial portion of any monies spent pursuant to the provisions of their respective leases.

One tenant, Publix, leases more than 10% of the total gross leasable area of the property. The lease with this tenant requires the tenant to pay base annual rent on a monthly basis as follows:

| Lessee | Approximate GLA Leased (Sq. Ft.) | % of Total GLA | Base Rent Per Square Foot Per Annum (\$) | Lease Term Beginning |
|--------|--|-------------------|---|-------------------------|
| Publix | 47,955 | 63 | 8.25 | 06/95 |

For federal income tax purposes, the depreciable basis in this property will be approximately \$6,660,000. When we calculate depreciation expense for tax purposes, we will use the straight-line

129

method. We depreciate buildings and improvements based upon estimated useful lives of 40 and 20 years, respectively.

Evans Towne Center was built in 1995. As of December 1, 2004, this property was 97% occupied, with a total 73,295 square feet leased to 14 tenants. The following table sets forth certain information with respect to those leases:

| Lessee | Approximate GLA Leased (Sq. Ft.) | Lease Ends | Current Annual Rent (\$) |
|---|--|------------|--------------------------------|
| Evans Hibachi | 2,800 | 01/06 | 32,200 |
| Gorins Cafe & Grill | 1,200 | 03/06 | 14,832 |
| Great Expectations Precision Haircutters | 2,100 | 04/06 | 28,119 |
| Physical Therapy Associates | 2,240 | 04/06 | 26,870 |
| Classical Ballet Conservatory | 1,600 | 06/06 | 21,424 |
| Master Cleaners | 1,200 | 09/06 | 15,600 |
| Professional Network Support | 1,600 | 12/06 | 18,960 |
| Quizno's | 1,600 | 01/07 | 20,800 |
| The Augusta Chronicle | 4,000 | 02/08 | 44,000 |
| Mai Thai Restaurant | 1,400 | 04/08 | 18,018 |
| U.S. Nails | 1,200 | 09/08 | 15,600 |
| Sun Rayz Tanning | 3,200 | 01/09 | 35,200 |
| Top Shelf Cigar & Tobacco Shoppe | 1,200 | 07/09 | 15,600 |
| Publix | 47,955 | 06/15 | 395,629 |

In general, each tenant will pay its proportionate share of real estate taxes, insurance and common area maintenance costs, although the leases with some tenants may provide that the tenant's liability for such expenses is

Edgar Filing: INLAND WESTERN RETAIL REAL ESTATE TRUST INC - Form POS AM

limited in some way, usually so that their liability for such expenses does not exceed a specified amount.

AMERICAN EXPRESS PORTFOLIO

We anticipate purchasing the following eight office buildings constructed between 1975 and 2000 and leasing them back to American Express Travel Related Services Company, Inc., IDS Property Casualty Insurance Corporation and AMEX Canada, Inc. The office buildings contain a total of 2,597,000 gross leasable square feet.

| Location | Approximate Square Feet | Lease Term | Pu |
|---------------------------------------|----------------------------|------------|----|
| 20022 N. 31st Avenue Phoenix, AZ | 337,439 | 10 years | |
| 20002 N. 19th Avenue Phoenix, AZ | 117,556 | 10 years | |
| 1001 N. 3rd Avenue Minneapolis, MN | 541,542 | 10 years | |

130

| Location | Approximate Square Feet | Lease Term | Pu |
|---|----------------------------|------------|----|
| 3500 Packerland Drive Depere, WI | 132,336 | 10 years | |
| 101 McNabb Street Markham, Ontario, Canada | 306,710 | 10 years | |
| 4315 South 2700 West Salt Lake City, UT | 395,787 | 10 years | |
| 7701 Airport Center Greensboro, NC | 389,377 | 10 years | |
| 777 American Expressway Ft. Lauderdale, FL | 376,348 | 10 years | |
| Total | 2,597,095 | | |

We anticipate purchasing this American Express Portfolio from an unaffiliated third party. Our total acquisition cost, including expenses, is expected to be approximately \$390,000,000. This amount may increase by additional costs which have not yet been finally determined. We expect any additional costs to be insignificant. Our acquisition cost is expected to be approximately \$150 per square foot of leasable space.

We intend to purchase these properties with our own funds. However, we

Edgar Filing: INLAND WESTERN RETAIL REAL ESTATE TRUST INC - Form POS AM

expect to place financing on the properties totaling \$233,532,000. The loan will require interest only payments at annual rates ranging between 4.2675% to 4.2975% and mature in January 2010

In evaluating these properties as potential acquisitions and determining the appropriate amount of consideration to be paid for the properties, we considered a variety of factors including location, demographics, quality of tenant, length of lease, price per square foot, occupancy and the fact that overall rental rate at the property is comparable to market rates. We believe that each of these properties is well located, has acceptable roadway access and is well maintained. These properties will be subject to competition from similar properties within their market area, and economic performance could be affected by changes in local economic conditions. We did not consider any other factors materially relevant to the decision to acquire these properties.

American Express' related entities will lease 100% of the total gross square feet of each property. The leases with these tenants require the tenants to pay base annual rent on a monthly basis as follows:

| Lessee/ Location | Approximate Gross Sq. Ft. | % of Total GSF of each Property | Estimated Annual Rent (\$) ** | Base Rent Gross Square Foot Per Annum (\$) | Begin |
|-------------------------------------|---------------------------------|---|-------------------------------------|---|-------|
| 20022 N. 31st Avenue Phoenix, AZ | 337,439 | 100 | 3,505,734 | 10.39 | 12/ |

131

| Lessee/ Location | Approximate Gross Sq. Ft. | % of Total GSF of each Property | Estimated Annual Rent (\$) ** | Base Rent Gross Square Foot Per Annum (\$) | Begin |
|--|---------------------------------|---|-------------------------------------|---|-------|
| 20002 N. 19th Avenue Phoenix, AZ | 117,556 | 100 | 908,894 | 7.73 | 12/ |
| 1001 N. 3rd Avenue Minneapolis, MN | 541,542 | 100 | 6,167,495 | 11.39 | 12/ |
| 3500 Packerland Drive Depere, WI | 132,336 | 100 | 1,168,578 | 8.83 | 12/ |
| 101 McNabb Street Markham, Ontario, Canada | 306,710 | 100 | 2,726,682 | 8.89 | 12/ |
| 4315 South 2700 West Salt Lake City, UT | 395,787 | 100 | 3,116,208 | 7.87 | 12/ |

Edgar Filing: INLAND WESTERN RETAIL REAL ESTATE TRUST INC - Form POS AM

| | | | | | |
|--|---------|-----|-----------|-------|-----|
| 7701 Airport Center Greensboro, NC | 389,377 | 100 | 3,635,576 | 9.34 | 12/ |
| 777 American Expressway Ft. Lauderdale, FL | 376,348 | 100 | 4,090,023 | 10.87 | 12/ |

* Estimated lease term - Lease term to commence on date of sale of the property and have a primary ten year term. Tenant can exercise up to six five-year options on each property.

** Estimated annual rent for the first five years of the primary term.

For federal income tax purposes, the depreciable basis in these properties will be approximately \$292,500,000. When we calculate depreciation expense for tax purposes, we will use the straight-line method. We depreciate buildings and improvements based upon estimated useful lives of 40 and 20 years, respectively.

For financial information of American Express, please see their financial statements filed with the United States of America Securities and Exchange Commission at www.sec.gov.

GATEWAY PAVILION, AVONDALE, ARIZONA

We purchased 318,410 gross leasable square feet (which includes 7,000 square feet of ground lease space) of a 620,000 square foot newly constructed shopping center known as Gateway Pavilion. We have the option to purchase the remaining portion upon completion during 2005. The center is located at Interstate 10 and 101 Loop Freeway in Avondale, Arizona.

132

We anticipate purchasing this property from an unaffiliated third party. Our total acquisition cost was approximately \$65,141,000. This amount may increase by additional costs which have not yet been finally determined. We expect any additional costs to be insignificant. Our acquisition cost was approximately \$216 per square foot of leasable space.

We purchased this property with our own funds. However, we expect to place financing on the property at a later date.

We do not intend to make significant repairs and improvements to this property over the next few years. However, if we were to make any repairs or improvements, the tenants would be obligated to pay a substantial portion of any monies spent pursuant to the provisions of their respective leases.

Three tenants, Circuit City, Sports Authority and Mor Furniture, each lease more than 10% of the total gross leasable area of the property. The lease terms will be determined in accordance with the tenant's commencement date. The leases with these tenants require the tenants to pay base annual rent on a monthly basis as follows:

| Lessee | Approximate GLA Leased (Sq. Ft.) | % of Total Phase I GLA | Base Rent Per Square Foot Per Annum (\$) | Beginning | Lea |
|--------------|--|------------------------------|---|-----------|-----|
| Circuit City | 32,500 | 10 | 13.08 | 12/03 | |

Edgar Filing: INLAND WESTERN RETAIL REAL ESTATE TRUST INC - Form POS AM

| | | | | |
|------------------|--------|----|-------|-------|
| Sports Authority | 35,700 | 11 | 11.50 | 10/03 |
| Mor Furniture* | 35,000 | 11 | 9.90 | 12/04 |

* Ten year lease term has not yet commenced, however, the expiration date may change based upon the tenant's actual occupancy date.

For federal income tax purposes, the depreciable basis in this property will be approximately \$51,576,000. When we calculate depreciation expense for tax purposes, we will use the straight-line method. We depreciate buildings and improvements based upon estimated useful lives of 40 and 20 years, respectively.

The portion of Gateway Pavilion which we purchased was newly constructed between 2003 and 2004. As of December 1, 2004, this property was 92% occupied, with a total of 292,505 square feet leased to 39 tenants and one ground lease tenant. The following table sets forth certain information with respect to those leases:

| Lessee | Approximate GLA Leased (Sq. Ft.) | Lease Ends | Current Annual Rent (\$) | Base |
|---------------------|--|------------|--------------------------------|------|
| Mattress Outlet | 3,262 | 01/08 | 81,550 | P |
| T-Mobile | 2,200 | 02/08 | 61,600 | |
| Great Clips | 1,200 | 02/08 | 31,200 | |
| Game Stop | 1,505 | 02/08 | 39,130 | |
| Cold Stone Creamery | 1,400 | 03/08 | 37,694 | |
| Port of Subs | 1,800 | 04/08 | 48,204 | |

133

| Lessee | Approximate GLA Leased (Sq. Ft.) | Lease Ends | Current Annual Rent (\$) | Base |
|---------------------|--|------------|--------------------------------|------|
| Cactus Creek | 1,300 | 05/08 | 33,800 | |
| Studio 101 | 1,261 | 11/08 | 30,264 | |
| Liberty Fitness | 1,653 | 12/08 | 38,019 | |
| Eagle Flooring | 3,220 | 12/08 | 81,272 | |
| AT&T Wireless | 1,300 | 01/09 | 36,153 | |
| Tan Frenzee | 1,443 | 01/09 | 36,075 | |
| Jamba Juice | 1,200 | 06/09 | 33,600 | |
| Remedy Temp, Inc. | 1,200 | 06/09 | 32,400 | |
| Johnny Rockets* | 2,368 | 09/09 | 59,200 | |
| Ray's Pizza | 1,980 | 04/11 | 51,480 | |
| Saba's Western Wear | 4,509 | 06/11 | 54,108 | |
| Native New Yorker | 7,001 | 03/13 | 138,023 | |
| La Nails | 2,200 | 03/13 | 55,000 | |
| Sunny Neigh DDS | 2,000 | 03/13 | 51,000 | |
| Koyoto Bowl | 1,980 | 03/13 | 43,560 | |
| Panda Express | 2,256 | 03/13 | 58,656 | |
| Quizno's | 1,472 | 03/13 | 36,800 | |

Edgar Filing: INLAND WESTERN RETAIL REAL ESTATE TRUST INC - Form POS AM

| | | | |
|-----------------------------|--------|-------|---------|
| Baja Fresh Mexican Grill | 2,969 | 04/13 | 71,256 |
| Starbucks | 1,504 | 08/13 | 42,112 |
| Marshalls | 28,150 | 10/13 | 267,425 |
| Bed, Bath & Beyond | 25,063 | 01/14 | 275,693 |
| Carrabbas | 6,100 | 01/14 | 86,986 |
| Sports Authority | 35,700 | 01/14 | 410,550 |
| Peter Piper Pizza | 10,000 | 10/14 | 180,000 |
| The Vitamin Shoppe* | 4,500 | 10/14 | 135,000 |
| Mor Furniture* | 35,000 | 11/14 | 346,500 |
| PETCO | 14,668 | 01/15 | 238,355 |
| Krispy Creme Doughnuts | 4,200 | 12/18 | 80,000 |
| Borders Books | 20,000 | 01/19 | 245,000 |
| Circuit City | 32,500 | 01/19 | 438,750 |
| Red Robin (Ground Lease) | 7,000 | 03/19 | 85,000 |
| Paul Lee's Chinese Kitchen* | 6,000 | 10/19 | 87,500 |
| Village Inn | 4,441 | 11/19 | 140,025 |
| McDonalds | 5,000 | 09/23 | 72,500 |

* Lease terms have not yet commenced, however, the expiration date may change based upon the tenant's actual occupancy date.

In general, each tenant will pay its proportionate share of real estate taxes, insurance and common area maintenance costs, although the leases with some tenants may provide that the tenant's liability for such expenses is limited in some way, usually so that their liability for such expenses does not exceed a specified amount.

134

FIVE FORKS, SIMPSONVILLE, SOUTH CAROLINA

We purchased an existing shopping center known as Five Forks, containing 64,173 gross leasable square feet. The center is located at Woodruff Road and Batesville Road in Simpsonville, South Carolina.

We anticipate purchasing this property from an unaffiliated third party. Our total acquisition cost was approximately \$8,086,000. This amount may increase by additional costs which have not yet been finally determined. We expect any additional costs to be insignificant. Our acquisition cost was approximately \$126 per square foot of leasable space.

We purchased this property with our own funds. However, we expect to place financing on the property at a later date.

We do not intend to make significant repairs and improvements to this property over the next few years. However, if we were to make any repairs or improvements, the tenants would be obligated to pay a substantial portion of any monies spent pursuant to the provisions of their respective leases.

One tenant, Bi-Lo, leases more than 10% of the total gross leasable area of the property. The lease with this tenant requires the tenant to pay base annual rent on a monthly basis as follows:

| Lessee | Approximate GLA Leased (Sq. Ft.) | % of Total GLA | Base Rent Per Square Foot Per Annum (\$) | Lease Ter Beginning |
|--------|--|-------------------|---|------------------------|
| ----- | | | | |

Edgar Filing: INLAND WESTERN RETAIL REAL ESTATE TRUST INC - Form POS AM

Bi-Lo 46,673 73 8.71 10/99

For federal income tax purposes, the depreciable basis in this property will be approximately \$6,065,000. When we calculate depreciation expense for tax purposes, we will use the straight-line method. We depreciate buildings and improvements based upon estimated useful lives of 40 and 20 years, respectively.

Five Forks was built in 1999. As of December 1, 2004, this property was 95% occupied, with a total 60,673 square feet leased to eight tenants. The following table sets forth certain information with respect to those leases:

| Lessee | Approximate GLA Leased (Sq. Ft.) | Lease Ends | Current Annual Rent (\$) | Base |
|-----------------------|--|------------|--------------------------------|------|
| Dr. Brian Hodges DMD | 2,100 | 11/05 | 29,400 | |
| Summer Sun Adventures | 2,000 | 12/06 | 28,000 | |
| Cost Cutters | 1,600 | 12/06 | 22,400 | |
| Prime Communications | 1,200 | 05/07 | 16,200 | |
| Postal Annex | 1,600 | 11/07 | 23,200 | |
| Oxford Cleaners | 1,500 | 12/09 | 21,750 | |
| El Jalisco | 4,000 | 01/10 | 48,000 | |
| Bi-Lo | 46,673 | 10/19 | 406,522 | |

135

In general, each tenant will pay its proportionate share of real estate taxes, insurance and common area maintenance costs, although the leases with some tenants may provide that the tenant's liability for such expenses is limited in some way, usually so that their liability for such expenses does not exceed a specified amount.

SHOPS AT FOREST COMMONS, ROUND ROCK, TEXAS

We purchased an existing shopping center known as Shops at Forest Commons, containing 34,756 gross leasable square feet. The center is located at Gattis School Road and CR 12 in Round Rock, Texas.

We purchased this property from an unaffiliated third party. Our total acquisition cost was approximately \$7,505,000. This amount may increase by additional costs which have not yet been finally determined. We expect any additional costs to be insignificant. Our acquisition cost was approximately \$216 per square foot of leasable space.

We anticipate purchasing this property with our own funds and assumption of the existing mortgage debt on the property. The outstanding balance on the mortgage debt is approximately \$5,250,000. This loan requires monthly principal and interest payments based on a fixed interest rate of 6.34% per annum. The loan matures in September 2013.

We do not intend to make significant repairs and improvements to this property over the next few years. However, if we were to make any repairs or improvements, the tenants would be obligated to pay a substantial portion of any monies spent pursuant to the provisions of their respective leases.

Edgar Filing: INLAND WESTERN RETAIL REAL ESTATE TRUST INC - Form POS AM

One tenant, Blockbuster Video, leases more than 10% of the total gross leasable area of the property. The lease with this tenant requires the tenant to pay base annual rent on a monthly basis as follows:

| Lessee | Approximate GLA Leased (Sq. Ft.) | % of Total GLA | Base Rent Per Square Foot Per Annum (\$) | Lease Term Beginning |
|----------------------|--|-------------------|---|-------------------------|
| Blockbuster Video | 4,000 | 12 | 18.00 | 01/03 |

For federal income tax purposes, the depreciable basis in this property will be approximately \$5,629,800. When we calculate depreciation expense for tax purposes, we will use the straight-line method. We depreciate buildings and improvements based upon estimated useful lives of 40 and 20 years, respectively.

Shops at Forest Commons was built during 2002. As of December 1, 2004, this property was 100% occupied, with a total 34,756 square feet leased to 16 tenants. The following table sets forth certain information with respect to those leases:

136

| Lessee | Approximate GLA Leased (Sq. Ft.) | Lease Ends | Current Annual Rent (\$) | Base P |
|----------------------------------|--|------------|--------------------------------|-----------|
| Scap Stop | 2,226 | 09/07 | 40,068 | |
| Austin's Pizza | 1,442 | 11/07 | 25,956 | |
| Subway | 1,602 | 11/07 | 28,836 | |
| Blockbuster Video | 4,000 | 12/07 | 72,000 | |
| Moondance Wine and Spirit | 3,162 | 12/07 | 56,916 | |
| Post Net | 1,522 | 12/07 | 28,918 | |
| Reid's Cleaners | 1,242 | 12/07 | 22,356 | |
| Nail & Skin | 1,362 | 12/07 | 27,240 | |
| Cost Cutters | 1,522 | 01/08 | 27,396 | |
| TCBY | 1,282 | 01/08 | 25,640 | |
| Common Grounds (Coffee House) | 2,228 | 04/08 | 40,104 | |
| Bamboo Cafe | 2,721 | 05/08 | 54,420 | |
| Niblocks ATA Black B | 2,424 | 07/08 | 43,632 | |
| VP Salon & Gifts | 2,684 | 08/08 | 48,312 | |
| Cardsmart | 2,645 | 11/09 | 47,610 | |
| St. David's | 2,692 | 05/10 | 48,456 | |

In general, each tenant will pay its proportionate share of real estate taxes, insurance and common area maintenance costs, although the leases with some tenants may provide that the tenant's liability for such expenses is limited in some way, usually so that their liability for such expenses does not exceed a specified amount.

PLACENTIA TOWN CENTER, PLACENTIA, CALIFORNIA

Edgar Filing: INLAND WESTERN RETAIL REAL ESTATE TRUST INC - Form POS AM

We purchased 110,962 gross leasable square feet of a 142,666 square foot existing shopping center known as Placentia Town Center. The center is located at Yorba Linda Boulevard and Kraemer Boulevard in Placentia, California.

We purchased this property from an unaffiliated third party. Our total acquisition cost was approximately \$24,865,000. This amount may increase by additional costs which have not yet been finally determined. We expect any additional costs to be insignificant. Our acquisition cost was approximately \$224 per square foot of leasable space.

We anticipate purchasing this property with our own funds. However, we expect to place financing on the property at a later date.

We do not intend to make significant repairs and improvements to this property over the next few years. However, if we were to make any repairs or improvements, the tenants would be obligated to pay a substantial portion of any monies spent pursuant to the provisions of their respective leases.

Three tenants, Ross Dress for Less, OfficeMax and Bank of America, each lease more than 10% of the total gross leasable area of the portion of the property we purchased. The leases with these tenants require the tenants to pay base annual rent on a monthly basis as follows:

137

| Lessee | Approximate GLA Leased (Sq. Ft.) | % of Total GLA | Base Rent Per Square Foot Per Annum (\$) | Lease Ter Beginning |
|---------------------|--|-------------------|---|------------------------|
| Ross Dress for Less | 26,400 | 24 | 12.75 | 12/95 |
| OfficeMax | 24,768 | 22 | 12.00 | 01/97 |
| Bank of America | 11,162 | 10 | 22.44 | 05/75 |

For federal income tax purposes, the depreciable basis in this property will be approximately \$18,649,000. When we calculate depreciation expense for tax purposes, we will use the straight-line method. We depreciate buildings and improvements based upon estimated useful lives of 40 and 20 years, respectively.

Placentia Town Center was built in 1973 and redeveloped in 2000. As of December 1, 2004, the portion of the property we purchased was 100% occupied, with a total 110,962 square feet leased to 21 tenants. The following table sets forth certain information with respect to those leases:

| Lessee | Approximate GLA Leased (Sq. Ft.) | Lease Ends | Current Annual Rent (\$) | Base |
|----------------|--|------------|--------------------------------|------|
| Bagel Me | 2,000 | 01/05 | 50,148 | |
| Baskin Robbins | 1,117 | 04/05 | 26,808 | |
| Beauty Avenue | 4,720 | 09/05 | 84,205 | |

Edgar Filing: INLAND WESTERN RETAIL REAL ESTATE TRUST INC - Form POS AM

| | | | |
|-------------------------------|--------|-------|---------|
| Courtesy Cleaners | 1,200 | 10/05 | 25,896 |
| Ross Dress for Less | 26,400 | 01/06 | 336,600 |
| Don's Shoe Repair | 480 | 01/08 | 12,115 |
| Suntan Shop | 2,000 | 04/08 | 47,841 |
| KC Nails | 1,080 | 06/08 | 17,304 |
| One N One Clothing | 2,950 | 08/08 | 55,209 |
| Ha-P Discount | 4,130 | 11/08 | 64,428 |
| Paolini's | 3,940 | 06/09 | 59,100 |
| Whole Enchilada | 2,580 | 07/09 | 42,500 |
| Tossed Board Shop | 2,596 | 09/09 | 52,335 |
| Jewels by Justin | 2,360 | 10/09 | 37,620 |
| Kwon's Olympic Tae Kwon Do | 1,800 | 12/09 | 23,362 |
| Huntington Learning Center | 3,304 | 01/10 | 65,419 |
| Philly's Best | 1,525 | 12/10 | 42,410 |
| OfficeMax | 24,768 | 12/11 | 297,216 |
| Wok Experience | 1,915 | 10/13 | 62,142 |
| Bank of America | 11,162 | 05/14 | 250,475 |
| Marie Callender's | 8,935 | 10/14 | 128,160 |

In general, each tenant will pay its proportionate share of real estate taxes, insurance and common area maintenance costs, although the leases with some tenants may provide that the tenant's liability for such expenses is limited in some way, usually so that their liability for such expenses does not exceed a specified amount.

138

NORTHWOODS SHOPPING CENTER, WESLEY CHAPEL, FLORIDA

We purchased a portion of a newly constructed shopping center known as Northwoods Shopping Center, consisting of 96,151 gross leasable square feet. We purchased 74,647 gross leasable square feet (which includes 3,150 square feet of ground lease space) and intend to purchase the remaining 21,504 square feet when construction has been completed and the tenants have commenced paying rent for the remaining portion. The center is located Bruce B. Downs Boulevard and County Line Road in Wesley Chapel, Florida.

We purchased this property from an unaffiliated third party. Our total acquisition cost for the portion we purchased was approximately \$13,963,800 and the remaining portion will be approximately \$6,386,000. This amount may increase by additional costs which have not yet been finally determined. We expect any additional costs to be insignificant. Our acquisition cost for the portion we purchased was approximately \$212 per square foot of leasable space.

We purchased this property with our own funds. However, we expect to place financing on the property at a later date.

We do not intend to make significant repairs and improvements to this property over the next few years. However, if we were to make any repairs or improvements, the tenants would be obligated to pay a substantial portion of any monies spent pursuant to the provisions of their respective leases.

Two tenants, Marshalls and PETCO, each lease more than 10% of the total gross leasable area of the portion of the property we purchased. The leases with these tenants require the tenants to pay base annual rent on a monthly basis as follows:

Edgar Filing: INLAND WESTERN RETAIL REAL ESTATE TRUST INC - Form POS AM

| Lessee | Approximate GLA Leased (Sq. Ft.) | % of Total GLA | Base Rent Per Square Foot Per Annum (\$) | Lease Term Beginning |
|-----------|--|-------------------|---|-------------------------|
| Marshalls | 30,000 | 31 | 7.95 | 08/03 |
| PETCO | 15,257 | 16 | 15.25 | 11/02 |

For federal income tax purposes, the depreciable basis in the portion of the property we purchased will be approximately \$10,473,000 and will be approximately \$15,263,000 once we have purchased the remaining portion. When we calculate depreciation expense for tax purposes, we will use the straight-line method. We depreciate buildings and improvements based upon estimated useful lives of 40 and 20 years, respectively.

Northwoods Center was built between 2002 and 2004. As of December 1, 2004, the portion of the property we purchased was 100% occupied, with a total 74,647 square feet leased to 15 tenants and one ground lease tenant. The following table sets forth certain information with respect to those leases:

| Lessee | Approximate GLA Leased (Sq. Ft.) | Lease Ends | Current Annual Rent (\$) | Base P |
|----------------|--|------------|--------------------------------|-----------|
| Nails on Nails | 1,139 | 12/07 | 27,336 | |
| Hair Masters | 1,106 | 01/08 | 24,332 | |

139

| Lessee | Approximate GLA Leased (Sq. Ft.) | Lease Ends | Current Annual Rent (\$) | Base P |
|-------------------------|--|------------|--------------------------------|-----------|
| Art Mart | 1,301 | 02/08 | 28,622 | |
| Post Net | 1,302 | 02/08 | 27,459 | |
| EB Games | 2,000 | 04/08 | 50,000 | |
| Leslie's Poolmart, Inc. | 2,269 | 12/08 | 51,053 | |
| Washington Mutual Bank | 4,000 | 04/09 | 104,000 | |
| Pizza Suprema II | 2,304 | 03/10 | 46,080 | |
| Dr. Jiminez | 1,700 | 04/10 | 35,700 | |
| PETCO | 15,257 | 11/12 | 232,669 | |
| Futons, Etc. | 2,500 | 12/12 | 52,500 | |
| Ho's Chinese | 1,019 | 01/13 | 22,418 | |
| Honey Baked Ham | 2,800 | 06/13 | 61,600 | |
| Marshalls | 30,000 | 07/13 | 238,500 | |
| Payless Shoesource | 2,800 | 11/13 | 50,008 | |
| Arby's (Ground Lease) | 3,150 | 03/23 | 54,999 | |

In general, each tenant will pay its proportionate share of real estate taxes, insurance and common area maintenance costs, although the leases with

Edgar Filing: INLAND WESTERN RETAIL REAL ESTATE TRUST INC - Form POS AM

some tenants may provide that the tenant's liability for such expenses is limited in some way, usually so that their liability for such expenses does not exceed a specified amount.

GATEWAY STATION, COLLEGE STATION, TEXAS

We purchased a portion of a newly constructed shopping center known as Gateway Station, consisting of 23,438 gross leasable square feet. We purchased 19,537 gross leasable square feet and intend to purchase the remaining 3,901 square feet when construction has been completed and the tenants have commenced paying rent for the remaining portion. The center is located at 1501 University Drive at Loop 6 in College Station, Texas.

We purchased this property from an unaffiliated third party. Our total acquisition cost for the portion we purchased was approximately \$5,093,400 and the remaining portion will be approximately \$1,407,000. This amount may increase by additional costs which have not yet been finally determined. We expect any additional costs to be insignificant. Our acquisition cost for the portion we purchased was approximately \$261 per square foot of leasable space.

We purchased this property with our own funds. However, we expect to place financing on the property at a later date.

We do not intend to make significant repairs and improvements to this property over the next few years. However, if we were to make any repairs or improvements, the tenants would be obligated to pay a substantial portion of any monies spent pursuant to the provisions of their respective leases.

Five tenants, Kirkland's, Talbots, Joseph A. Banks, Chico's and Heartworks, each lease more than 10% of the total gross leasable area of the portion of the property we purchased. The leases with these tenants require the tenants to pay base annual rent on a monthly basis as follows:

140

| Lessee | Approximate GLA Leased (Sq. Ft.) | % of Total GLA | Base Rent Per Square Foot Per Annum (\$) | Lease Ter Beginning |
|-----------------|--|-------------------|---|------------------------|
| Kirkland's | 5,000 | 20 | 22.00 | 06/04 |
| Talbots | 4,200 | 20 | 18.00 | 08/04 |
| Joseph A. Banks | 3,905 | 10 | 20.00 | 06/04 |
| Chico's | 2,740 | 10 | 20.00 | 06/04 |
| Heartworks | 2,191 | 10 | 25.00 | 12/04 |

For federal income tax purposes, the depreciable basis in the portion of the property we purchased will be approximately \$3,820,000 and will be approximately \$4,875,000 once we purchase the remaining portion. When we calculate depreciation expense for tax purposes, we will use the straight-line method. We depreciate buildings and improvements based upon estimated useful lives of 40 and 20 years, respectively.

Edgar Filing: INLAND WESTERN RETAIL REAL ESTATE TRUST INC - Form POS AM

Gateway Station was built during 2003 and 2004. As of December 1, 2004, the portion of the property we purchased was 100% occupied, with a total 19,537 square feet leased to six tenants. The following table sets forth certain information with respect to those leases:

| Lessee | Approximate GLA Leased (Sq. Ft.) | Lease Ends | Current Annual Rent (\$) | Base |
|------------------|--|------------|--------------------------------|------|
| Chico's | 2,740 | 06/09 | 54,806 | |
| Heartworks | 2,191 | 11/09 | 54,774 | |
| Douglas Jewelers | 1,754 | 03/10 | 43,850 | |
| Kirkland's | 5,000 | 01/15 | 110,000 | |
| Talbots | 4,200 | 01/15 | 75,600 | |
| Joseph A. Banks | 3,905 | 01/15 | 78,100 | |

In general, each tenant will pay its proportionate share of real estate taxes, insurance and common area maintenance costs, although the leases with some tenants may provide that the tenant's liability for such expenses is limited in some way, usually so that their liability for such expenses does not exceed a specified amount.

EDGE MONT TOWN CENTER, HOMEWOOD, ALABAMA

We purchased an existing shopping center known as Edgemont Town Center, containing 77,655 gross leasable square feet. The center is located at 411 Green Springs Highway in Homewood, Alabama.

We purchased this property from an unaffiliated third party. Our total acquisition cost was approximately \$15,639,000. This amount may increase by additional costs which have not yet been finally determined. We expect any additional costs to be insignificant. Our acquisition cost was approximately \$201 per square foot of leasable space.

141

We purchased this property with our own funds. However, we expect to place financing on the property at a later date.

We do not intend to make significant repairs and improvements to this property over the next few years. However, if we were to make any repairs or improvements, the tenants would be obligated to pay a substantial portion of any monies spent pursuant to the provisions of their respective leases.

One tenant, Publix, leases more than 10% of the total gross leasable area of the property. The lease with this tenant requires the tenant to pay base annual rent on a monthly basis as follows:

| Lessee | Approximate GLA Leased (Sq. Ft.) | % of Total GLA | Base Rent Per Square Foot Per Annum (\$) | Lease Ter Beginning |
|--------|--|-------------------|---|------------------------|
| ----- | | | | |

Edgar Filing: INLAND WESTERN RETAIL REAL ESTATE TRUST INC - Form POS AM

Publix 44,840 58 12.00 11/03

For federal income tax purposes, the depreciable basis in this property will be approximately \$11,729,000. When we calculate depreciation expense for tax purposes, we will use the straight-line method. We depreciate buildings and improvements based upon estimated useful lives of 40 and 20 years, respectively.

Edgemont Town Center was built in 2003. As of December 1, 2004, this property was 95% occupied, with a total 74,055 square feet leased to 15 tenants. The following table sets forth certain information with respect to those leases:

| Lessee | Approximate GLA Leased (Sq. Ft.) | Lease Ends | Current Annual Rent (\$) | Base Squar A |
|------------------------------|--|------------|-----------------------------|--------------------|
| Nextel Communications | 1,360 | 11/06 | 25,840 | |
| Crown Jewelry | 1,600 | 11/08 | 30,400 | |
| Mr. Burch Formalwear, Inc. | 2,000 | 11/08 | 38,000 | |
| Pet Supplies Plus | 6,000 | 12/08 | 114,000 | |
| Firehouse Subs | 1,600 | 12/08 | 30,400 | |
| Headstart Family Hair Salons | 1,680 | 01/09 | 23,940 | |
| Mobility Central, Inc. | 1,600 | 02/09 | 30,400 | |
| Sally Beauty Supplies | 1,615 | 08/09 | 32,300 | |
| EB Games | 1,200 | 10/09 | 30,000 | |
| L.V. Nails | 1,360 | 11/13 | 25,840 | |
| Hunan Wok | 1,600 | 02/14 | 30,400 | |
| Qdoba Mexican Grill* | 2,400 | 12/14 | 60,000 | |
| Bama Wings* | 1,200 | 12/14 | 30,000 | |
| Deep South Barbecue* | 4,000 | 01/15 | 76,000 | |
| Publix | 44,840 | 12/23 | 538,080 | |

* Ten year lease term has not yet commenced, however, the expiration date may change based upon the tenant's actual occupancy date.

In general, each tenant will pay its proportionate share of real estate taxes, insurance and common area maintenance costs, although the leases with some tenants may provide that the tenant's liability for

142

such expenses is limited in some way, usually so that their liability for such expenses does not exceed a specified amount.

UNIVERSITY TOWN CENTER, TUSCALOOSA, ALABAMA

We purchased an existing shopping center known as University Town Center, containing 57,250 gross leasable square feet. The center is located at 1190 University Boulevard in Tuscaloosa, Alabama.

We purchased this property from an unaffiliated third party. Our total acquisition cost was approximately \$10,569,000. This amount may increase by additional costs which have not yet been finally determined. We expect any additional costs to be insignificant. Our acquisition cost was approximately \$185 per square foot of leasable space.

We purchased this property with our own funds. However, we expect to place

Edgar Filing: INLAND WESTERN RETAIL REAL ESTATE TRUST INC - Form POS AM

financing on the property at a later date.

We do not intend to make significant repairs and improvements to this property over the next few years. However, if we were to make any repairs or improvements, the tenants would be obligated to pay a substantial portion of any monies spent pursuant to the provisions of their respective leases.

One tenant, Publix, leases more than 10% of the total gross leasable area of the property. The lease with this tenant requires the tenant to pay base annual rent on a monthly basis as follows:

| Lessee | Approximate GLA Leased (Sq. Ft.) | % of Total GLA | Base Rent Per Square Foot Per Annum (\$) | Lease Ter Beginning |
|--------|--|-------------------|---|------------------------|
| Publix | 28,800 | 50 | 13.85 | 06/04 |

For federal income tax purposes, the depreciable basis in this property will be approximately \$7,927,000. When we calculate depreciation expense for tax purposes, we will use the straight-line method. We depreciate buildings and improvements based upon estimated useful lives of 40 and 20 years, respectively.

University Town Center was built in 2002. As of December 1, 2004, this property was 100% occupied, with a total 57,250 square feet leased to 15 tenants. The following table sets forth certain information with respect to those leases:

| Lessee | Approximate GLA Leased (Sq. Ft.) | Lease Ends | Current Annual Rent (\$) | Base Squar A |
|------------------------------|--|------------|-----------------------------|--------------------|
| Sun and Soul | 3,665 | 09/07 | 62,305 | |
| Movie Gallery | 2,411 | 10/07 | 40,987 | |
| The UPS Store | 2,479 | 12/07 | 44,622 | |
| Cold Stone Creamery | 1,713 | 01/08 | 39,399 | |
| Firehouse Subs | 1,827 | 01/08 | 34,713 | |
| Bad Ass Coffee | 1,947 | 02/08 | 44,781 | |
| Headstart Family Hair Salons | 1,485 | 02/08 | 34,155 | |
| Southtrust Bank (ATM) | 42 | 04/08 | 7,800 | |

143

| Lessee | Approximate GLA Leased (Sq. Ft.) | Lease Ends | Current Annual Rent (\$) | Base Squar A |
|-----------------|--|------------|-----------------------------|--------------------|
| Private Gallery | 1,964 | 09/08 | 45,172 | |
| Nail Club | 1,449 | 02/09 | 27,531 | |
| The Buzz | 1,378 | 03/09 | 26,871 | |

Edgar Filing: INLAND WESTERN RETAIL REAL ESTATE TRUST INC - Form POS AM

| | | | |
|---------------------|--------|-------|---------|
| University Wireless | 3,022 | 07/09 | 57,418 |
| Qdoba Mexican Grill | 2,641 | 11/12 | 60,743 |
| Hud Guthrie's | 2,427 | 12/12 | 46,113 |
| Publix | 28,800 | 06/24 | 398,880 |

In general, each tenant will pay its proportionate share of real estate taxes, insurance and common area maintenance costs, although the leases with some tenants may provide that the tenant's liability for such expenses is limited in some way, usually so that their liability for such expenses does not exceed a specified amount.

ZURICH TOWERS, SCHAUMBURG, ILLINOIS

We purchased two connecting, 20 story, tower office buildings, containing approximately 895,418 gross leasable square feet. The towers are located at 1400-1450 E. American Lane in Schaumburg, Illinois.

We purchased this property from an unaffiliated third party. Our total acquisition cost was approximately \$138,000,000. This amount may increase by additional costs which have not yet been finally determined. We expect any additional costs to be insignificant. Our acquisition cost was approximately \$154 per square foot of leasable space.

We purchased this property with our own funds. On November 23, 2004, we obtained financing in the amount of \$81,420,000. The loan requires interest only payments at an annual rate of 4.247% and matures in December 2034.

We do not intend to make significant repairs and improvements to this property over the next few years. However, if we were to make any repairs or improvements, the tenant would be obligated to pay a substantial portion of any monies spent pursuant to the provisions of its lease.

One tenant, Zurich American Insurance Company, leases 100% of the total gross leasable area of the property. The lease with this tenant requires the tenant to pay base annual rent on a monthly basis over the next twelve years as follows:

| Lessee | Approximate GLA Leased (Sq. Ft.) | % of Total GLA | Current Annual Rent (\$) | Base Rent Per Square Foot Per Annum (\$) | Renewal Options | Begin |
|---|--|----------------------|--------------------------------|---|--------------------|-------|
| Zurich American Insurance Company | 895,418 | 100 | 8,883,864 | 9.92 | 5/5 yr. | 12 |

144

For federal income tax purposes, the depreciable basis in this property is approximately \$103,500,000. When we calculate depreciation expense for tax purposes, we will use the straight-line method. We depreciate buildings and improvements based upon estimated useful lives of 40 and 20 years, respectively.

OSWEGO COMMONS, OSWEGO, ILLINOIS

We purchased a portion of an existing shopping center known as Oswego

Edgar Filing: INLAND WESTERN RETAIL REAL ESTATE TRUST INC - Form POS AM

Commons. This transaction is comprised of 188,150 gross leasable square feet. The center is located at 3080 Route 34 in Oswego, Illinois.

We purchased this property from an unaffiliated third party. Our total acquisition cost was approximately \$35,022,000. This amount may increase by additional costs which have not yet been finally determined. We expect any additional costs to be insignificant. Our acquisition cost was approximately \$186 per square foot of leasable space.

We purchased this property with our own funds. On November 23, 2004, we obtained financing in the amount of \$19,262,100. The loan requires interest only payments at an annual rate of 4.75% and matures in December 2011.

We do not intend to make significant repairs and improvements to this property over the next few years. However, if we were to make any repairs or improvements, the tenants would be obligated to pay a substantial portion of any monies spent pursuant to the provisions of their respective leases.

Three tenants, Dominick's, T.J. Maxx and OfficeMax, each lease more than 10% of the total gross leasable area of the property. The leases with these tenants require the tenants to pay base annual rent on a monthly basis as follows:

| Lessee | Approximate GLA Leased (Sq. Ft.) | % of Total GLA | Base Rent Per Square Foot Per Annum (\$) | Lease Ter Beginning |
|------------|--|-------------------|---|------------------------|
| Dominick's | 65,844 | 35 | 12.21 | 03/02 |
| T.J. Maxx | 28,144 | 15 | 10.20 | 10/02 |
| OfficeMax | 20,015 | 11 | 14.00 | 11/03 |

For federal income tax purposes, the depreciable basis in this property will be approximately \$26,267,000. When we calculate depreciation expense for tax purposes, we will use the straight-line method. We depreciate buildings and improvements based upon estimated useful lives of 40 and 20 years, respectively.

Oswego Commons was constructed in phases from 2002 to 2004. As of December 1, 2004, this property was 98% occupied, with a total 183,950 square feet leased to 21 tenants. The following table sets forth certain information with respect to those leases:

145

| Lessee | Approximate GLA Leased (Sq. Ft.) | Lease Ends | Current Annual Rent (\$) | Base |
|--------------|--|------------|--------------------------------|------|
| 3 Day Blinds | 1,802 | 09/07 | 44,100 | |
| Quizno's | 1,612 | 09/07 | 36,864 | |
| Lee Nails | 919 | 10/07 | 22,938 | |
| EB Games | 2,015 | 01/08 | 47,352 | |

Edgar Filing: INLAND WESTERN RETAIL REAL ESTATE TRUST INC - Form POS AM

| | | | |
|--------------------|--------|-------|---------|
| All Cleaners | 1,100 | 01/08 | 28,920 |
| Lemstone | 2,334 | 10/08 | 44,340 |
| American Mattress | 4,200 | 03/09 | 92,400 |
| Oreck Home Care | 1,500 | 05/09 | 34,500 |
| Hallmark | 4,413 | 01/10 | 72,240 |
| T-Mobile | 1,920 | 12/11 | 57,900 |
| Great Clips | 1,163 | 07/12 | 27,660 |
| Panera Bread | 4,200 | 09/12 | 96,600 |
| T.J. Maxx | 28,144 | 09/12 | 287,000 |
| Coldstone Creamery | 1,400 | 01/13 | 33,600 |
| Payless Shoes | 2,496 | 02/13 | 52,416 |
| Famous Footwear | 9,773 | 03/13 | 134,376 |
| Party City | 12,012 | 03/13 | 176,448 |
| PETCO | 13,788 | 10/13 | 181,308 |
| Zales Jewelry | 3,300 | 04/14 | 79,200 |
| OfficeMax | 20,015 | 10/18 | 280,200 |
| Dominick's | 65,844 | 03/22 | 804,000 |

In general, each tenant will pay its proportionate share of real estate taxes, insurance and common area maintenance costs, although the leases with some tenants may provide that the tenant's liability for such expenses is limited in some way, usually so that their liability for such expenses does not exceed a specified amount.

FOX CREEK VILLAGE, LONGMONT, COLORADO

We purchased a newly constructed shopping center known as Fox Creek Village, containing 139,730 gross leasable square feet which includes 39,200 square feet of ground lease space. The center is located at 1601 Pace Street and 815 East 175th Avenue in Longmont, Colorado.

We purchased this property from an unaffiliated third party. Our total acquisition cost was approximately \$20,883,000. This amount may increase by additional costs which have not yet been finally determined. We expect any additional costs to be insignificant. Our acquisition cost was approximately \$149 per square foot of leasable space.

We purchased this property with our own funds. However, we expect to place financing on the property at a later date.

We do not intend to make significant repairs and improvements to this property over the next few years. However, if we were to make any repairs or improvements, the tenants would be obligated to pay a substantial portion of any monies spent pursuant to the provisions of their respective leases.

146

One tenant, King Soopers, leases more than 10% of the total gross leasable area of the property under a lease and a ground lease. The leases with this tenant require the tenant to pay base annual rent on a monthly basis as follows:

| Lessee | Approximate GLA Leased (Sq. Ft.) | % of Total GLA | Base Rent Per Square Foot Per Annum (\$) | Lease Ter Beginning |
|--------------|--|-------------------|---|------------------------|
| King Soopers | 68,657 | 49 | 10.12 | 11/03 |

Edgar Filing: INLAND WESTERN RETAIL REAL ESTATE TRUST INC - Form POS AM

| | | | | |
|---|--------|----|-----|-------|
| King Soopers Fuel Site (Ground Lease) | 29,200 | 21 | N/A | 11/03 |
|---|--------|----|-----|-------|

For federal income tax purposes, the depreciable basis in this property will be approximately \$15,750,000. When we calculate depreciation expense for tax purposes, we will use the straight-line method. We depreciate buildings and improvements based upon estimated useful lives of 40 and 20 years, respectively.

Fox Creek Village was built during 2003 and 2004. As of December 1, 2004, this property was 86% occupied, with a total 120,162 square feet leased to 12 tenants and two ground lease tenants. The following table sets forth certain information with respect to those leases:

| Lessee | Approximate GLA Leased (Sq. Ft.) | Lease Ends | Current Annual Rent (\$) | Base |
|--|--|------------|--------------------------------|------|
| Caliber Cleaners | 1,300 | 02/09 | 29,904 | |
| Cost Cutters | 1,300 | 02/09 | 29,904 | |
| Nicolo's Chicago Style Pizza | 2,477 | 02/09 | 54,504 | |
| Eyeluminations | 1,400 | 02/09 | 30,804 | |
| Subway | 1,580 | 03/09 | 34,764 | |
| Starbucks Coffee | 1,500 | 06/09 | 40,500 | |
| Hi-Fi Nails | 1,300 | 05/09 | 29,904 | |
| Shape Up to Ship Out | 1,300 | 05/09 | 27,300 | |
| Squeeze International | 1,400 | 08/09 | 31,500 | |
| PostNet | 1,300 | 09/09 | 28,596 | |
| Vino Cellars Wine & Liquor | 3,948 | 01/14 | 82,908 | |
| King Soopers Fuel Site (Ground Lease) | 29,200 | 11/18 | 20,000 | |
| King Soopers | 68,657 | 11/23 | 695,100 | |
| World Savings Bank (Ground Lease) | 3,500 | 08/24 | 88,000 | |

In general, each tenant will pay its proportionate share of real estate taxes, insurance and common area maintenance costs, although the leases with some tenants may provide that the tenant's liability for such expenses is limited in some way, usually so that their liability for such expenses does not exceed a specified amount.

PUBLIX SHOPPING CENTER, MT. PLEASANT, SOUTH CAROLINA

We purchased a newly constructed shopping center known as Publix Shopping Center, containing 63,916 gross leasable square feet. The center is located at US Highway 17 and Park West boulevard in Mt. Pleasant, South Carolina.

We purchased this property from an unaffiliated third party. Our total acquisition cost was approximately \$12,047,000. These amounts may increase by additional costs which have not yet been finally determined. We expect any additional costs to be insignificant. Our acquisition cost was approximately \$188 per square foot of leasable space.

Edgar Filing: INLAND WESTERN RETAIL REAL ESTATE TRUST INC - Form POS AM

We purchased this property with our own funds. However, we expect to place financing on the property at a later date.

We do not intend to make significant repairs and improvements to this property over the next few years. However, if we were to make any repairs or improvements, the tenants would be obligated to pay a substantial portion of any monies spent pursuant to the provisions of their respective leases.

One tenant, Publix, leases more than 10% of the total gross leasable area of the property. The lease with this tenant requires the tenant to pay base annual rent on a monthly basis as follows:

| Lessee | Approximate GLA Leased (Sq. Ft.) | % of Total GLA | Base Rent Per Square Foot Per Annum (\$) | Lease Term Beginning |
|--------|--|-------------------|---|-------------------------|
| Publix | 44,840 | 70 | 11.50 | 04/04 |

For federal income tax purposes, the depreciable basis in this property will be approximately \$9,035,000. When we calculate depreciation expense for tax purposes, we will use the straight-line method. We depreciate buildings and improvements based upon estimated useful lives of 40 and 20 years, respectively.

Publix Center is newly constructed and was completed during 2004. As of December 1, 2004, the property was 95% occupied with a total of 60,510 square feet leased to 11 tenants. The following table sets forth certain information with respect to those leases:

| Lessee | Approximate GLA Leased (Sq. Ft.) | Lease Ends | Renewal Options | Current Annual Rent (\$) |
|------------------------------------|--|---------------|--------------------|--------------------------------|
| O'Neill Liquor | 1,427 | 05/09 | 1/4 yr. | 25,814 |
| Dry Clean USA | 1,056 | 06/09 | 2/5 yr. | 20,592 |
| Homeflix/Zone 3 Entertainment | 3,756 | 06/09 | 3/4 yr. | 67,608 |
| Dr. Joe Marcuvich, Chiropractor | 1,414 | 07/09 | 2/5 yr. | 27,573 |
| Cellular Wireless | 1,000 | 08/09 | - | 21,500 |
| Pak Mail | 970 | 08/09 | - | 20,855 |
| Chinese Restaurant | 1,656 | 08/09 | 1/5 yr. | 33,120 |

148

| Lessee | Approximate GLA Leased (Sq. Ft.) | Lease Ends | Renewal Options | Current Annual Rent (\$) |
|--------|--|---------------|--------------------|--------------------------------|
|--------|--|---------------|--------------------|--------------------------------|

Edgar Filing: INLAND WESTERN RETAIL REAL ESTATE TRUST INC - Form POS AM

| | | | | |
|-----------------------|--------|-------|---------|---------|
| Lady Fitness Center | 1,502 | 09/09 | 1/5 yr. | 28,538 |
| Nail Salon | 1,014 | 09/09 | 1/5 yr. | 20,280 |
| The Salon at Parkwest | 1,875 | 10/09 | - | 36,563 |
| Publix | 44,840 | 04/24 | 6/5 yr. | 515,660 |

In general, each tenant will pay its proportionate share of real estate taxes, insurance and common area maintenance costs, although the leases with some tenants may provide that the tenant's liability for such expenses is limited in some way, usually so that their liability for such expenses does not exceed a specified amount.

WINCHESTER COMMONS, MEMPHIS, TENNESSEE

We purchased an existing shopping center known as Winchester Commons, containing 93,024 gross leasable square feet. The center is located on 7956 Winchester Road, in Memphis, Tennessee.

We purchased this property from an unaffiliated third party. Our total acquisition cost was approximately \$13,023,000. This amount may increase by additional costs which have not yet been finally determined. We expect any additional costs to be insignificant. Our acquisition cost was approximately \$140 per square foot of leasable space.

We purchased this property with our own funds. On November 15, 2004, we obtained financing in the amount of \$7,235,000. The loan requires interest only payments at an annual rate of 5.12% and matures in December 2009.

We do not intend to make significant repairs and improvements to this property over the next few years. However, if we were to make any repairs or improvements, the tenants would be obligated to pay a substantial portion of any monies spent pursuant to the provisions of their respective leases.

One tenant, Kroger, leases more than 10% of the total gross leasable area of the property. The lease with this tenant requires the tenant to pay base annual rent on a monthly basis as follows:

| Lessee | Approximate GLA Leased (Sq. Ft.) | % of Total GLA | Base Rent Per Square Foot Per Annum (\$) | Beg |
|--------|--|-------------------|--|-----|
| Kroger | 59,670 | 64 | 8.24 | 0 |

For federal income tax purposes, the depreciable basis in this property will be approximately \$9,767,000. When we calculate depreciation expense for tax purposes, we will use the straight-line method. We depreciate buildings and improvements based upon estimated useful lives of 40 and 20 years, respectively.

Winchester Commons was built in 1999. As of December 1, 2004, this property was 98% occupied, with a total 91,424 square feet leased to 15 tenants. The following table sets forth certain information with respect to those leases:

Edgar Filing: INLAND WESTERN RETAIL REAL ESTATE TRUST INC - Form POS AM

| Lessee | Approximate GLA Leased (Sq. Ft.) | Lease Ends | Renewal Options | Current Annual Re (\$) |
|---------------------------------------|--|---------------|--------------------|------------------------------|
| The Steak Escape | 1,600 | 01/05 | 2/5 yr. | 26,800 |
| Shirley's Hallmark | 4,400 | 02/05 | 3/5 yr. | 52,800 |
| The Wine Cellar | 4,000 | 03/06 | - | 68,000 |
| China Dragon Restaurant | 2,400 | 10/06 | 1/5 yr. | 39,600 |
| Opportunity Mortgage (A+ Wireless) | 1,534 | 12/06 | - | 24,544 |
| Dental Partners of Tennessee | 2,000 | 02/07 | 1/6 yr. | 35,500 |
| Sunsations | 1,600 | 07/07 | - | 28,000 |
| Greg Pickett Golf | 1,600 | 01/09 | 1/5 yr. | 28,272 |
| The UPS Store | 2,000 | 01/09 | - | 34,000 |
| Southwinds Cleaners | 1,600 | 01/09 | - | 27,600 |
| Fantastic Sam's | 1,600 | 05/09 | - | 30,000 |
| Nextel Communications | 1,600 | 05/09 | 1/5 yr. | 33,600 |
| East End Grill | 3,600 | 07/09 | 1/5 yr. | 59,400 |
| For Your Eyes Only | 2,220 | 09/09 | - | 39,960 |
| Kroger | 59,670 | 04/19 | 6/5 yr. | 491,760 |

In general, each tenant will pay its proportionate share of real estate taxes, insurance and common area maintenance costs, although the leases with some tenants may provide that the tenant's liability for such expenses is limited in some way, usually so that their liability for such expenses does not exceed a specified amount.

MANSFIELD TOWNE CROSSING, MANSFIELD, TEXAS

We purchased 95,227 square feet of a newly constructed shopping center known as Mansfield Towne Crossing, which will contain 111,651 gross leasable square feet of which 4,500 square feet is ground lease space. The center is located at Highway 287 and Debbie Lane, in Mansfield, Texas.

We purchased this property from an unaffiliated third party. Our total acquisition cost for the entire property will be approximately \$19,967,700. Our acquisition cost for the portion we purchased was approximately \$16,055,000. This amount may increase by additional costs which have not yet been finally determined. We expect any additional costs to be insignificant. Our acquisition cost for the entire property will be approximately \$178 per square foot of leasable space.

We purchased this property with our own funds. On November 12, 2004, we obtained financing in the amount of \$10,982,300. The loan requires interest only payments at an annual rate of 5.215% and matures in December 2009.

We do not intend to make significant repairs and improvements to this property over the next few years. However, if we were to make any repairs or improvements, the tenants would be obligated to pay a substantial portion of any monies spent pursuant to the provisions of their respective leases.

Two tenants, Ross Dress for Less and Staples, will lease more than 10% of the total gross leasable area of the property. The leases with these tenants require the tenants to pay base annual rent on a monthly basis as follows:

Edgar Filing: INLAND WESTERN RETAIL REAL ESTATE TRUST INC - Form POS AM

| Lessee | Approximate GLA Leased (Sq. Ft.) | % of Total GLA | Base Rent Per Square Foot Per Annum (\$) | Lease Beginning |
|------------------------|--|-------------------|---|--------------------|
| Ross Dress for Less | 30,187 | 27 | 9.25 | 05/04 |
| Staples | 20,388 | 18 | 10.50 | 08/03 |

For federal income tax purposes, the depreciable basis in this property when completed will be approximately \$14,976,000. When we calculate depreciation expense for tax purposes, we will use the straight-line method. We depreciate buildings and improvements based upon estimated useful lives of 40 and 20 years, respectively.

Mansfield Towne Crossing was newly constructed in 2003 and 2004. As of December 1, 2004, the portion of the property we purchased was 100% occupied, with a total 95,227 square feet leased to 19 tenants and one ground lease tenant, and is currently leasing up the remaining retail space within the shopping center. The following table sets forth certain information with respect to those leases:

| Lessee | Approximate GLA Leased (Sq. Ft.) | Lease Ends | Renewal Options | Current Annual Rent (\$) |
|---------------------------------|--|------------|--------------------|--------------------------------|
| AT & T Wireless | 2,500 | 07/08 | 1/5 yr. | 55,000 |
| EB Games | 1,500 | 09/08 | 2/5 yr. | 31,500 |
| The Cash Store | 1,600 | 09/08 | 2/5 yr. | 30,400 |
| Sport Clips | 1,440 | 10/08 | 2/5 yr. | 30,240 |
| GNC | 1,200 | 01/09 | 2/5 yr. | 22,800 |
| Luxury Nails | 1,013 | 02/09 | 2/5 yr. | 20,260 |
| Dr. Michael Polson | 1,060 | 05/09 | 1/5 yr. | 20,140 |
| Robertson Pools | 1,440 | 06/09 | 2/5 yr. | 25,920 |
| Bath Junkie | 1,200 | 06/09 | 2/5 yr. | 22,800 |
| Sally Beauty Supplies | 1,600 | 07/09 | 2/5 yr. | 27,200 |
| Subway | 1,600 | 08/09 | 2/5 yr. | 28,800 |
| Creekside Collections | 3,811 | 09/09 | 1/5 yr. | 62,882 |
| Zales Jewelers | 3,000 | 11/13 | 3/5 yr. | 64,500 |
| Payless Shoesource | 3,000 | 03/14 | 2/5 yr. | 54,000 |
| Famous Footwear | 8,000 | 07/14 | 3/5 yr. | 120,000 |
| Pier 1 Imports | 10,807 | 08/14 | 2/5 yr. | 162,105 |
| Ross Dress for Less | 30,068 | 01/15 | 5/5 yr. | 278,129 |
| Staples | 20,388 | 08/18 | 3/5 yr. | 214,074 |
| Mansfield Urgent Care* | 3,000 | 09/09 | | 58,500 |
| Regions Bank (Ground Lease)* | 4,500 | 09/23 | | 75,000 |

* Tenant has leased space in the portion of the property we have not yet purchased. The lease has not commenced as of December 1, 2004.

In general, each tenant will pay its proportionate share of real estate taxes, insurance and common area maintenance costs, although the leases with

Edgar Filing: INLAND WESTERN RETAIL REAL ESTATE TRUST INC - Form POS AM

some tenants may provide that the tenant's liability for

151

such expenses is limited in some way, usually so that their liability for such expenses does not exceed a specified amount.

ACADEMY SPORTS & OUTDOORS, MIDLAND, TEXAS

We purchased a newly constructed freestanding retail center known as Academy Sports & Outdoors, containing 61,150 gross leasable square feet. The center is located at 5312 West Wadley Avenue in Midland, Texas.

We purchased this property from an unaffiliated third party. Our total acquisition cost was approximately \$4,250,000. This amount may increase by additional costs which have not yet been finally determined. We expect any additional costs to be insignificant. Our acquisition cost was approximately \$70 per square foot of leasable space.

We purchased this property with our own funds. On December 2, 2004, we obtained financing in the amount of \$2,337,500. The loan requires interest only payments at an annual rate of 5.12% and matures in January 2010.

We do not intend to make significant repairs and improvements to this property over the next few years. However, if we were to make any repairs or improvements, the tenant would be obligated to pay a substantial portion of any monies spent pursuant to the provisions of their lease.

One tenant, Academy Sports & Outdoors, will lease 100% of the total gross leasable area of the property. The lease term will be determined in accordance with the tenant's commencement date. The lease with this tenant requires the tenant to pay base annual rent on a monthly basis as follows:

| Lessee | Approximate GLA Leased (Sq. Ft.) | % of Total GLA | Current Annual Rent (\$) | Base Rent Per Square Foot Per Annum (\$) | B |
|------------------------------|--|-------------------|--------------------------------|--|---|
| Academy Sports & Outdoors | 61,150 | 100 | 340,000 374,000 | 5.56 6.12 | |

For federal income tax purposes, the depreciable basis in this property will be approximately \$3,188,000. When we calculate depreciation expense for tax purposes, we will use the straight-line method. We depreciate buildings and improvements based upon estimated useful lives of 40 and 20 years, respectively.

CVS PHARMACY, SYLACAUGA, ALABAMA

We purchased a newly constructed 10,055 square foot retail building, leased to CVS Pharmacy. The center is located at 2 North Broadway Avenue in Sylacauga, Alabama.

We purchased this property from an unaffiliated third party. Our total acquisition cost was approximately \$3,066,000. This amount may increase by additional costs which have not yet been finally determined. We expect any additional costs to be insignificant. Our acquisition cost was approximately \$305 per square foot of leasable space.

Edgar Filing: INLAND WESTERN RETAIL REAL ESTATE TRUST INC - Form POS AM

We purchased this property with our own funds. However, we expect to place financing on the property at a later date.

152

We do not intend to make significant repairs and improvements to this property over the next few years. However, if we were to make any repairs or improvements, the tenant would be obligated to pay a substantial portion of any monies spent pursuant to the provisions of their lease.

One tenant, CVS Pharmacy, leases 100% of the total gross leasable area of the property. The lease with this tenant requires the tenant to pay base annual rent on a monthly basis as follows:

| | Approximate GLA Leased (Sq. Ft.) | % of Total GLA | Current Annual Rent (\$) | Base Rent Per Square Foot Per Annum (\$) | Renewal Options |
|--------------|--|----------------------|--------------------------------|---|--------------------|
| CVS Pharmacy | 10,055 | 100 | 231,164 | 22.99 | - |

For federal income tax purposes, the depreciable basis in this property will be approximately \$2,299,500. When we calculate depreciation expense for tax purposes, we will use the straight-line method. We depreciate buildings and improvements based upon estimated useful lives of 40 and 20 years, respectively.

GURNEE TOWN CENTER, GURNEE, ILLINOIS

We purchased an existing shopping center known as Gurnee Town Center, containing 179,602 gross leasable square feet. The center is located at 7105 Grand Avenue in Gurnee, Illinois.

We purchased this property from an unaffiliated third party. Our total acquisition cost was approximately \$44,256,000. This amount may increase by additional costs which have not yet been finally determined. We expect any additional costs to be insignificant. Our acquisition cost was approximately \$246 per square foot of leasable space.

We purchased this property with our own funds. However, we expect to place financing on the property at a later date.

We do not intend to make significant repairs and improvements to this property over the next few years. However, if we were to make any repairs or improvements, the tenants would be obligated to pay a substantial portion of any monies spent pursuant to the provisions of their respective leases.

Four tenants, Linens 'N Things, Old Navy, Borders Books & Music and Cost Plus World Market, each lease more than 10% of the total gross leasable area of the property. The leases with these tenants require the tenants to pay base annual rent on a monthly basis as follows:

| | Approximate GLA Leased (Sq. Ft.) | % of Total GLA | Base Rent Per Square Foot Per Annum (\$) | |
|--------|--|-------------------|--|-----|
| Lessee | | | | Beg |

Edgar Filing: INLAND WESTERN RETAIL REAL ESTATE TRUST INC - Form POS AM

| | | | | |
|------------------|--------|----|----------------|--------|
| Linens 'N Things | 34,000 | 19 | 11.50 12.50 | 1 0 |
| Old Navy | 25,090 | 14 | 14.00 | 0 |
| | 153 | | | |

| Lessee | Approximate GLA Leased (Sq. Ft.) | % of Total GLA | Base Rent Per Square Foot Per Annum (\$) | Beg |
|---------------------------|--|-------------------|--|------------------|
| Borders Books & Music | 24,878 | 14 | 16.00 17.00 19.36 21.30 | 1 1 1 1 |
| Cost Plus World Market | 18,300 | 10 | 13.50 14.00 14.50 | 1 0 0 |

For federal income tax purposes, the depreciable basis in this property will be approximately \$33,192,000. When we calculate depreciation expense for tax purposes, we will use the straight-line method. We depreciate buildings and improvements based upon estimated useful lives of 40 and 20 years, respectively.

Gurnee Towne Center was built during 2000. As of December 1, 2004, this property was 96% occupied, with a total 172,188 square feet leased to 26 tenants. The following table sets forth certain information with respect to those leases:

| Lessee | Approximate GLA Leased (Sq. Ft.) | Lease Ends | Renewal Options | Current Annual Rent (\$) |
|--------------------------|--|------------|--------------------|-----------------------------|
| Earthly Goods | 2,300 | 12/05 | 2/5 yr. | 42,550 |
| Oreck Floor Care Centers | 1,600 | 01/06 | 1/5 yr. | 35,200 |
| Old Navy | 25,090 | 01/06 | 2/5 yr. | 251,260 |
| Quizno's Classic Subs | 1,600 | 02/06 | 2/5 yr. | 44,800 |
| Famous Footwear | 8,650 | 01/06 | 4/5 yr. | 155,700 |
| Hallmark Creations | 6,405 | 02/06 | 3/5 yr. | 115,290 |
| Supercuts | 1,200 | 05/06 | 3/5 yr. | 33,600 |
| After Hours Formalwear | 1,050 | 06/06 | 2/5 yr. | 31,500 |
| Salon Jazz | 1,785 | 08/06 | 1/5 yr. | 48,195 |
| Cali Nails | 1,000 | 11/06 | 1/5 yr. | 30,000 |
| Towne Vision Center | 1,360 | 12/06 | 1/5 yr. | 40,800 |
| RadioShack | 2,700 | 02/07 | 2/5 yr. | 81,000 |
| Slott's Hots | 2,000 | 09/07 | 2/5 yr. | 67,900 |
| Linens 'N Things | 34,000 | 01/11 | 2/5 yr. | 391,000 |
| Cost Plus World Market | 18,300 | 01/11 | 3/5 yr. | 256,200 |

Edgar Filing: INLAND WESTERN RETAIL REAL ESTATE TRUST INC - Form POS AM

| | | | | |
|----------------------------|-------|-------|---------|---------|
| PPG Architectural Finishes | 4,000 | 01/11 | 2/5 yr. | 76,000 |
| AT&T Wireless | 2,800 | 01/11 | 2/5 yr. | 72,800 |
| Panda Express | 2,240 | 02/11 | 2/5 yr. | 62,720 |
| Starbucks | 2,500 | 03/11 | 2/5 yr. | 75,000 |
| Signature Cleaner | 1,600 | 04/11 | 2/5 yr. | 48,000 |
| Bedding Experts | 3,500 | 04/11 | 2/5 yr. | 105,000 |
| Giordano's | 3,200 | 07/11 | 4/5 yr. | 96,000 |

154

| Lessee | Approximate GLA Leased (Sq. Ft.) | Lease Ends | Renewal Options | Current Annual Rent (\$) |
|-----------------------|--|------------|--------------------|-----------------------------|
| Bath & Body Works | 2,340 | 01/12 | 2/5 yr. | 51,480 |
| The Avenue | 5,250 | 01/13 | 4/5 yr. | 94,500 |
| Pier 1 Imports | 10,840 | 08/13 | 2/5 yr. | 217,340 |
| Borders Books & Music | 24,878 | 01/21 | 4/5 yr. | 398,048 |

In general, each tenant will pay its proportionate share of real estate taxes, insurance and common area maintenance costs, although the leases with some tenants may provide that the tenant's liability for such expenses is limited in some way, usually so that their liability for such expenses does not exceed a specified amount.

ACADEMY SPORTS & OUTDOORS, PORT ARTHUR, TEXAS

We purchased a newly constructed freestanding retail center known as Academy Sports & Outdoors, containing 61,001 gross leasable square feet. The center is located at Memorial Boulevard at Highway 365 in Port Arthur, Texas.

We purchased this property from an unaffiliated third party. Our total acquisition cost was approximately \$5,000,000. This amount may increase by additional costs which have not yet been finally determined. We expect any additional costs to be insignificant. Our acquisition cost was approximately \$82 per square foot of leasable space.

We purchased this property with our own funds. On November 1, 2004, we obtained financing in the amount of \$2,775,000. The loan requires interest only payments at an annual rate of 5.12% and matures in November 2009.

We do not intend to make significant repairs and improvements to this property over the next few years. However, if we were to make any repairs or improvements, the tenants would be obligated to pay a substantial portion of any monies spent pursuant to the provisions of their respective leases.

One tenant, Academy Sports & Outdoors, will lease 100% of the total gross leasable area of the property. The lease with this tenant requires the tenant to pay base annual rent on a monthly basis as follows:

| Approximate GLA Leased (Sq. Ft.) | % of Total GLA | Annual Rent (\$) | Base Rent Per Square Foot Per Annum (\$) |
|--|-------------------|---------------------|--|
| ----- | ----- | ----- | ----- |

Edgar Filing: INLAND WESTERN RETAIL REAL ESTATE TRUST INC - Form POS AM

| | | | | |
|------------------------------|--------|-----|---------|------|
| Academy Sports & Outdoors | 61,001 | 100 | 400,000 | 6.56 |
| | | | 440,000 | 7.21 |

For federal income tax purposes, the depreciable basis in this property will be approximately \$3,750,000. When we calculate depreciation expense for tax purposes, we will use the straight-line method. We depreciate buildings and improvements based upon estimated useful lives of 40 and 20 years, respectively.

155

PLAZA AT RIVERLAKES, BAKERSFIELD, CALIFORNIA

We purchased an existing shopping center known as Plaza at Riverlakes, containing 102,836 gross leasable square feet. The center is located at Hageman Road and Calloway Drive in Bakersfield, California.

We purchased this property from an unaffiliated third party. Our total acquisition cost was approximately \$17,000,000. This amount may increase by additional costs which have not yet been finally determined. We expect any additional costs to be insignificant. Our acquisition cost was approximately \$165 per square foot of leasable space.

We purchased this property with our own funds. However, we expect to place financing on the property at a later date.

We do not intend to make significant repairs and improvements to this property over the next few years. However, if we were to make any repairs or improvements, the tenants would be obligated to pay a substantial portion of any monies spent pursuant to the provisions of their respective leases.

One tenant, Ralph's Grocery Store, leases more than 10% of the total gross leasable area of the property. The lease with this tenant requires the tenant to pay base annual rent on a monthly basis as follows:

| Lessee | Approximate GLA Leased (Sq. Ft.) | % of Total GLA | Base Rent Per Square Foot Per Annum (\$) | Beg |
|-----------------------|--|-------------------|--|-----|
| Ralph's Grocery Store | 58,000 | 56 | 6.03 | 1 |

For federal income tax purposes, the depreciable basis in this property will be approximately \$13,050,000. When we calculate depreciation expense for tax purposes, we will use the straight-line method. We depreciate buildings and improvements based upon estimated useful lives of 40 and 20 years, respectively.

Plaza at Riverlakes was built during 2001. As of December 1, 2004, this property was 100% occupied, with a total 102,836 square feet leased to 22 tenants. The following table sets forth certain information with respect to those leases:

| Approximate GLA Leased | Lease | Renewal | Current Annual |
|---------------------------|-------|---------|----------------|
|---------------------------|-------|---------|----------------|

Edgar Filing: INLAND WESTERN RETAIL REAL ESTATE TRUST INC - Form POS AM

| Lessee | (Sq. Ft.) | Ends | Options | Rent (\$) |
|-----------------------------|-----------|-------|---------|-----------|
| Jane's Jewelers | 1,170 | 12/04 | 1/5 yr. | 23,868 |
| State Farm Insurance | 1,170 | 12/04 | 1/4 yr. | 24,300 |
| Team Gear | 1,463 | 01/06 | 1/3 yr. | 28,944 |
| Coldwell Banker | 2,260 | 07/06 | 2/1 yr. | 45,288 |
| Movie Gallery | 4,800 | 11/06 | 1/5 yr. | 103,680 |
| Pacific West Wireless | 1,495 | 12/06 | 1/5 yr. | 31,392 |
| Desired Image Tanning Salon | 1,275 | 02/07 | - | 26,772 |
| Angel Food Donuts | 1,268 | 02/07 | 1/5 yr. | 24,684 |

156

| Lessee | Approximate GLA Leased (Sq. Ft.) | Lease Ends | Renewal Options | Current Annual Rent (\$) |
|--------------------------|--|---------------|--------------------|-----------------------------|
| Supercuts | 1,202 | 02/07 | 1/5 yr. | 26,916 |
| One House Martinizing | 1,200 | 04/07 | 1/5 yr. | 26,208 |
| Miss Holiday | 1,360 | 06/07 | 1/3 yr. | 24,480 |
| R.J.'s at Riverlakes | 2,500 | 08/07 | 1/5 yr. | 54,621 |
| Teaze Salon | 1,885 | 10/07 | 1/5 yr. | 30,028 |
| Xanders Grill | 2,000 | 10/07 | 1/5 yr. | 42,012 |
| Planet Smoothie | 1,490 | 09/09 | | 29,508 |
| Wells Fargo Financial | 1,925 | 09/09 | 1/5 yr. | 41,580 |
| Dewar's Candy Shop | 2,885 | 12/11 | 2/5 yr. | 48,468 |
| Baja Fresh Mexican Grill | 3,010 | 03/13 | 3/5 yr. | 61,404 |
| Fitness 19 | 7,200 | 03/13 | 2/5 yr. | 127,728 |
| The UPS Store | 1,778 | 05/13 | 2/5 yr. | 37,344 |
| Quick One Chinese | 1,500 | 06/14 | | 30,060 |
| Ralph's Grocery Store | 58,000 | 11/26 | 7/5 yr. | 350,004 |

In general, each tenant will pay its proportionate share of real estate taxes, insurance and common area maintenance costs, although the leases with some tenants may provide that the tenant's liability for such expenses is limited in some way, usually so that their liability for such expenses does not exceed a specified amount.

LAKE MARY POINTE, ORLANDO, FLORIDA

We purchased an existing shopping center known as Lake Mary Pointe, containing 51,052 gross leasable square feet. The center is located at U.S. 17-92 and Weldon Boulevard, in Orlando, Florida.

We purchased this property from an unaffiliated third party. Our total acquisition cost was approximately \$6,620,000. This amount may increase by additional costs which have not yet been finally determined. We expect any additional costs to be insignificant. Our acquisition cost was approximately \$130 per square foot of leasable space.

We purchased this property with our own funds. On November 8, 2004, we obtained financing in the amount of \$3,657,500. The loan requires interest only payments at an annual rate of 5.17% and matures in December 2009.

Edgar Filing: INLAND WESTERN RETAIL REAL ESTATE TRUST INC - Form POS AM

We do not intend to make significant repairs and improvements to this property over the next few years. However, if we were to make any repairs or improvements, the tenants would be obligated to pay a substantial portion of any monies spent pursuant to the provisions of their respective leases.

One tenant, Publix, leases more than 10% of the total gross leasable area of the property. The lease with this tenant requires the tenant to pay base annual rent on a monthly basis as follows:

157

| Lessee | Approximate GLA Leased (Sq. Ft.) | % of Total GLA | Base Rent Per Square Foot Per Annum (\$) | Beg |
|--------|--|-------------------|--|-----|
| Publix | 37,866 | 74 | 8.60 | 1 |

For federal income tax purposes, the depreciable basis in this property will be approximately \$4,965,000. When we calculate depreciation expense for tax purposes, we will use the straight-line method. We depreciate buildings and improvements based upon estimated useful lives of 40 and 20 years, respectively.

Lake Mary Pointe was built in 1999. As of December 1, 2004, this property was 96% occupied, with a total 48,952 square feet leased to nine tenants. The following table sets forth certain information with respect to those leases:

| Lessee | Approximate GLA Leased (Sq. Ft.) | Lease Ends | Renewal Options | Current Annual Rent (\$) |
|----------------------------|--|------------|--------------------|--------------------------------|
| GNC | 1,050 | 12/04 | - | 21,525 |
| Hair Cuttery | 1,050 | 02/05 | 1/5 yr. | 23,931 |
| Avenue Nails | 1,043 | 08/05 | 1/5 yr. | 25,623 |
| Pak Mail Center | 1,050 | 09/05 | 1/5 yr. | 24,227 |
| Vivonia's Italian Pizzeria | 3,750 | 09/06 | 1/5 yr. | 84,365 |
| White Swan Cleaners | 1,050 | 12/08 | - | 16,800 |
| Subway | 1,050 | 02/09 | 3/5 yr. | 17,063 |
| China Cook | 1,043 | 07/11 | 1/5 yr. | 20,516 |
| Publix | 37,866 | 12/19 | 6/5 yr. | 325,648 |

In general, each tenant will pay its proportionate share of real estate taxes, insurance and common area maintenance costs, although the leases with some tenants may provide that the tenant's liability for such expenses is limited in some way, usually so that their liability for such expenses does not exceed a specified amount.

AZALEA SQUARE SHOPPING CENTER, SUMMERVILLE, SOUTH CAROLINA

We purchased a portion of a newly constructed shopping center known as Azalea Square Shopping Center, containing 395,738 gross leasable square feet (which includes one ground lease space). We intend to purchase 181,942 square feet of that shopping center including the ground lease space. The center is located at U.S. 17-A and Interstate 26 in Summerville, South Carolina.

Edgar Filing: INLAND WESTERN RETAIL REAL ESTATE TRUST INC - Form POS AM

We purchased this property from an unaffiliated third party. Our total acquisition cost for the portion we purchased was approximately \$30,012,500. This amount may increase by additional costs which have not yet been finally determined. We expect any additional costs to be insignificant. Our acquisition cost for the portion we purchased was approximately \$165 per square foot of leasable space.

We purchased this property with our own funds. On November 12, 2004, we obtained financing in the amount of \$16,535,000. The loan requires interest only payments at an annual rate of 5.01% and matures in December 2009.

158

We do not intend to make significant repairs and improvements to this property over the next few years. However, if we were to make any repairs or improvements, the tenants would be obligated to pay a substantial portion of any monies spent pursuant to the provisions of their respective leases.

Five tenants, T.J. Maxx, Linens 'N Things, Ross Dress for Less, Cost Plus World Market and PETSMART, each lease more than 10% of the total gross leasable area of the portion of the property we purchased. The leases with these tenants require the tenants to pay base annual rent on a monthly basis as follows:

| Lessee | Approximate GLA Leased (Sq. Ft.) | % of Total GLA | Base Rent Per Square Foot Per Annum (\$) | Leas Beginning |
|---------------------------|--|-------------------|--|-------------------|
| T.J. Maxx | 30,000 | 16 | 7.75 | 07/03 |
| | | | 8.25 | 08/08 |
| Linens 'N Things | 25,395 | 14 | 10.75 | 09/03 |
| | | | 11.00 | 02/09 |
| Ross Dress for Less | 30,187 | 17 | 9.50 | 06/03 |
| Cost Plus World Market | 18,300 | 10 | 12.50 | 09/04 |
| | | | 13.50 | 02/10 |
| PETSMART | 19,107 | 11 | 11.00 | 08/04 |
| | | | 11.75 | 02/10 |
| | | | 12.50 | 02/15 |

For federal income tax purposes, the depreciable basis in this property will be approximately \$22,509,000. When we calculate depreciation expense for tax purposes, we will use the straight-line method. We depreciate buildings and improvements based upon estimated useful lives of 40 and 20 years, respectively.

Azalea Square was newly constructed in 2003 and 2004. As of December 1, 2004, the property was 97% occupied with a total 177,042 square feet leased to 19 tenants and one ground lease tenant. The following table sets forth certain information with respect to those leases:

Current

Edgar Filing: INLAND WESTERN RETAIL REAL ESTATE TRUST INC - Form POS AM

| Lessee | Approximate GLA Leased (Sq. Ft.) | Lease Ends | Renewal Options | Annual Rent (\$) |
|-------------------------|-------------------------------------|---------------|--------------------|---------------------|
| Dress Barn | 8,050 | 09/08 | 3/5 yr. | 120,750 |
| Artisan Jewelers | 2,400 | 10/08 | 1/5 yr. | 59,328 |
| EB Games | 1,600 | 10/08 | 1/5 yr. | 36,800 |
| S&K Menswear | 3,603 | 10/08 | 2/5 yr. | 64,854 |
| Sport Clips | 1,200 | 11/08 | 2/5 yr. | 25,200 |
| Phone Smart | 1,800 | 12/08 | 2/5 yr. | 37,800 |
| Princess Nails | 1,500 | 04/09 | 1/5 yr. | 36,000 |
| Marble Slab Creamery | 1,200 | 06/09 | 1/5 yr. | 26,400 |
| American Mattress | 2,800 | 08/09 | 1/5 yr. | 64,400 |

159

| Lessee | Approximate GLA Leased (Sq. Ft.) | Lease Ends | Renewal Options | Current Annual Rent (\$) |
|---------------------------|-------------------------------------|---------------|--------------------|--------------------------------|
| Rococo Bakery | 1,500 | 10/09 | 1/5 yr. | 27,744 |
| Hibbett Sporting Goods | 5,000 | 01/10 | 2/5 yr. | 70,000 |
| T.J. Maxx | 30,000 | 07/13 | 3/5 yr. | 232,500 |
| Pier 1 Imports | 10,800 | 08/13 | 2/5 yr. | 167,400 |
| Linens 'N Things | 25,395 | 01/14 | 3/5 yr. | 272,996 |
| Ross Dress for Less | 30,000 | 01/14 | 4/5 yr. | 286,776 |
| Shoe Carnival | 9,000 | 03/14 | 2/5 yr. | 112,500 |
| McAllisters Deli | 3,600 | 06/14 | 2/5 yr. | 75,600 |
| Cost Plus World Market | 18,300 | 01/15 | 3/5 yr. | 228,750 |
| PETsMART | 19,107 | 01/20 | 4/5 yr. | 210,177 |
| Logans (Ground Lease) | * | 11/23 | 4/5 yr. | 65,000 |

* To be determined

In general, each tenant will pay its proportionate share of real estate taxes, insurance and common area maintenance costs, although the leases with some tenants may provide that the tenant's liability for such expenses is limited in some way, usually so that their liability for such expenses does not exceed a specified amount.

DENTON CROSSING, DENTON, TEXAS

We purchased the completed portion of a shopping center that is still under construction which is known as Denton Crossing. We purchased 278,840 gross leasable square feet which had been completed out of approximately 329,663 gross leasable square feet. The remaining portion of the shopping center will be completed in stages over the next two years. The center is located at 1800 S. Loop 288 in Denton, Texas.

We purchased this property from an unaffiliated third party. Our total acquisition cost for the portion we purchased was approximately \$53,402,000 with \$10,598,000 remaining under contract for completion. These amounts may increase

Edgar Filing: INLAND WESTERN RETAIL REAL ESTATE TRUST INC - Form POS AM

by additional costs which have not yet been finally determined. We expect any additional costs to be insignificant. Our acquisition cost for the portion we purchased was approximately \$192 per square foot of leasable space and, upon completion, we be approximately \$194 per square foot of leasable space.

We purchased this property with our own funds. On December 7, 2004, we obtained financing in the amount of \$35,200,000. The loan requires interest only payments at an annual rate of 4.30% and matures in January 2010.

We do not intent to make significant repairs and improvements to this property over the next few years. However, if we were to make any repairs or improvements, the tenants would be obligated to pay a substantial portion of any monies spent pursuant to the provisions of their respective leases.

160

Three tenants, Oshman's Sporting Goods, Best Buy and T.J. Maxx, each lease more than 10% of the total gross leasable area of the property. The leases with these tenants require the tenants to pay base annual rent on a monthly basis as follows:

| Lessee | Approximate GLA Leased (Sq. Ft.) | % of Total GLA | Base Rent Per Square Foot Per Annum (\$) | Lease Beginning |
|----------------------------|--|-------------------|---|--------------------|
| Oshman's Sporting Goods | 50,000 | 18 | 10.00 | 12/03 |
| Best Buy | 30,000 | 11 | 12.00 12.50 | 10/03 02/09 |
| T.J. Maxx | 28,000 | 10 | 9.25 9.75 | 09/03 10/08 |

For federal income tax purposes, the depreciable basis in this property will be approximately \$38,428,000. When we calculate depreciation expense for tax purposes, we will use the straight-line method. We depreciate buildings and improvements based upon estimated useful lives of 40 and 20 years, respectively.

Denton Crossing commenced construction in 2003 and we believe it will be completed within the next two years. As of December 1, 2004, the portion of the shopping center we purchased was 92% occupied with a total 257,833 square feet leased to 27 tenants. The following table sets forth certain information with respect to those leases:

| Lessee | Approximate GLA Leased (Sq. Ft.) | Lease Ends | Renewal Options | Current Annual Rent (\$) |
|------------------------|--|------------|--------------------|--------------------------------|
| Lane Bryant | 5,000 | 10/08 | 3/5 yr. | 95,000 |
| Dress Barn | 8,000 | 12/08 | 3/5 yr. | 120,000 |
| Chipolte Mexican Grill | 2,578 | 12/08 | 4/5 yr. | 61,872 |
| Advance America | 1,440 | 12/08 | 2/5 yr. | 34,560 |

Edgar Filing: INLAND WESTERN RETAIL REAL ESTATE TRUST INC - Form POS AM

| | | | | |
|-----------------------|--------|-------|---------|---------|
| Happy Nails Spa | 1,297 | 12/08 | 1/5 yr. | 27,237 |
| Fantasy Nails | 1,200 | 12/08 | 1/5 yr. | 27,600 |
| Sally Beauty Supplies | 1,600 | 01/09 | 3/5 yr. | 35,200 |
| H & R Block | 2,000 | 01/09 | 1/5 yr. | 47,000 |
| Roly Poly Rolled | | | | |
| Sandwiches | 1,200 | 01/09 | 2/5 yr. | 29,100 |
| New York Subway | 1,500 | 01/09 | 1/5 yr. | 33,750 |
| Sport Clips | 1,400 | 01/09 | 2/5 yr. | 31,500 |
| Rice Boxx Asian Cafe | 2,504 | 03/09 | 3/5 yr. | 65,104 |
| T-Mobile | 1,873 | 04/09 | 1/5 yr. | 45,345 |
| The Mattress Firm | 6,000 | 05/09 | 2/5 yr. | 147,000 |
| Old Navy | 14,800 | 05/09 | 3/5 yr. | 206,460 |
| Wing Pit | 1,807 | 08/09 | 2/5 yr. | 45,175 |
| Wells Fargo Bank | 1,818 | 08/09 | 2/5 yr. | 45,450 |
| T.J. Maxx | 28,000 | 09/13 | 3/5 yr. | 259,000 |

161

| Lessee | Approximate GLA Leased (Sq. Ft.) | Lease Ends | Renewal Options | Current Annual Rent (\$) |
|------------------------|--|------------|--------------------|--------------------------------|
| Pier 1 Imports | 9,500 | 09/13 | 2/5 yr. | 152,000 |
| Famous Footwear | 10,000 | 10/13 | 3/5 yr. | 145,000 |
| Mattress Giant | 4,553 | 12/13 | 2/5 yr. | 104,719 |
| Hollywood Video | 6,300 | 01/14 | 2/5 yr. | 126,000 |
| Cost Plus World Market | 18,300 | 01/14 | 3/5 yr. | 228,750 |
| Oshman's Sporting | | | | |
| Goods | 50,000 | 01/14 | 3/5 yr. | 500,000 |
| Bed, Bath & Beyond | 24,000 | 01/14 | 3/5 yr. | 234,000 |
| Best Buy | 30,000 | 01/14 | 4/5 yr. | 360,000 |
| Michaels | 21,163 | 02/14 | 3/5 yr. | 222,212 |

In general, each tenant will pay its proportionate share of real estate taxes, insurance and common area maintenance costs, although the leases with some tenants may provide that the tenant's liability for such expenses is limited in some way, usually so that their liability for such expenses does not exceed a specified amount.

BED, BATH & BEYOND PLAZA, MIAMI, FLORIDA

We purchased a shopping center newly constructed during 2003 and 2004 known as Bed, Bath & Beyond Plaza, containing 97,496 gross leasable square feet. This center has entered into a 65-year ground lease with the owner of the real property. We are not acquiring the underlying real property but only the buildings on the real property and will continue to be under a 65 year ground lease. The center is located at Northwest 107th Avenue and Northwest 19th Street in Miami, Florida.

We purchased this center from an unaffiliated third party. Our total acquisition cost was approximately \$20,350,000. This amount may increase by additional costs which have not yet been finally determined. We expect any additional costs to be insignificant. Our acquisition cost was approximately \$209 per square foot of leasable space.

We purchased this center with our own funds. On November 12, 2004, we

Edgar Filing: INLAND WESTERN RETAIL REAL ESTATE TRUST INC - Form POS AM

obtained financing in the amount of \$11,192,500. The loan requires interest only payments at an annual rate of 5.17% and matures in December 2009.

We do not intend to make significant repairs and improvements to this center over the next few years. However, if we were to make any repairs or improvements, the tenants would be obligated to pay a substantial portion of any monies spent pursuant to the provisions of their respective leases.

Four tenants, Bed, Bath & Beyond, Office Depot, Pier 1 Imports and Party City, will lease more than 10% of the total gross leasable area of the center. The leases with these tenants require the tenant to pay base annual rent on a monthly basis as follows:

| Lessee | Approximate GLA Leased (Sq. Ft.) | % of Total GLA | Base Rent Per Square Foot Per Annum (\$) | Beg |
|--------------------|--|-------------------|--|-----|
| Bed, Bath & Beyond | 28,053 | 29 | 13.50 | 0 |
| | 162 | | | |

| Lessee | Approximate GLA Leased (Sq. Ft.) | % of Total GLA | Base Rent Per Square Foot Per Annum (\$) | Beg |
|----------------|--|-------------------|--|------------------|
| Office Depot | 16,175 | 17 | 23.32 | 0 |
| Pier 1 Imports | 10,582 | 11 | 25.41 25.50 26.50 | 1 0 0 |
| Party City | 10,930 | 11 | 18.00 19.62 21.93 23.31 | 0 1 1 1 |

For federal income tax purposes, the depreciable basis in this center will be approximately \$15,263,000. When we calculate depreciation expense for tax purposes, we will use the straight-line method. We depreciate buildings and improvements based upon estimated useful lives of 40 and 20 years, respectively.

Bed, Bath & Beyond Plaza is a newly constructed center completed during 2003 and 2004. As of December 1, 2004, the property was 97% occupied, with a total of 94,544 square feet leased to 14 tenants. The following table sets forth certain information with respect to those leases:

| Lessee | Approximate GLA Leased (Sq. Ft.) | Lease Ends | Renewal Options | Current Annual Rent (\$) |
|--------|--|------------|--------------------|-----------------------------|
| ----- | | | | |

Edgar Filing: INLAND WESTERN RETAIL REAL ESTATE TRUST INC - Form POS AM

| | | | | |
|--------------------------|--------|-------|---------|---------|
| Sally Beauty Supplies | 1,368 | 05/09 | 2/5 yr. | 34,200 |
| A+ Nails | 1,301 | 05/09 | 1/5 yr. | 36,428 |
| Bo Concept | 5,100 | 06/09 | 1/5 yr. | 122,400 |
| Young Eye Associates | 1,339 | 08/09 | | 37,492 |
| Sprint PCS | 3,622 | 12/10 | 2/5 yr. | 103,227 |
| Pier 1 Imports | 10,582 | 12/13 | 3/5 yr. | 268,898 |
| Starbucks | 1,402 | 03/14 | 3/5 yr. | 49,070 |
| Fuddruckers | 6,000 | 04/14 | 4/5 yr. | 162,000 |
| Cargo Kids! | 4,565 | 04/14 | 3/5 yr. | 118,912 |
| Moe's Southwestern Grill | 2,400 | 05/14 | | 62,400 |
| Doral Dentist Partners | 1,707 | 07/14 | 2/5 yr. | 40,968 |
| Office Depot | 16,175 | 08/14 | 4/5 yr. | 377,201 |
| Party City | 10,930 | 09/14 | 2/2 yr. | 196,740 |
| | | | & | |
| | | | 2/3 yr. | |
| Bed, Bath & Beyond | 28,053 | 01/20 | 4/5 yr. | 378,716 |

In general, each tenant will pay its proportionate share of real estate taxes, insurance and common area maintenance costs, although the leases with some tenants may provide that the tenant's liability for such expenses is limited in some way, usually so that their liability for such expenses does not exceed a specified amount.

163

GMAC INSURANCE OFFICE BUILDING, WINSTON-SALEM, NORTH CAROLINA

We purchased a commercial office complex, containing approximately 501,064 of gross leasable square feet. The property is comprised of an 18-story office building, a six-story office building and various parcels of land that are used as surface and deck parking lots. The complex is located at 500 West 5th Street in Winston-Salem, North Carolina.

We purchased this property from an unaffiliated third party. Our total acquisition was approximately \$60,000,000. This amount may increase by additional costs which have not yet been finally determined. We expect any additional costs to be insignificant. Our acquisition cost was approximately \$120 per square foot of leasable space.

We purchased this property with our own funds. On September 29, 2004, we obtained financing in the amount of \$33,000,000. The loan requires interest only payments at an annual interest rate of 4.61% and matures October 2009.

We do not intend to make significant repairs and improvements to this property over the next few years. However, if we were to make any repairs or improvements, the tenant would be obligated to pay a substantial portion of any monies spent pursuant to the provisions of its lease.

One tenant, GMAC Insurance, leases 100% of the total gross leasable area of the property. The lease with this tenant requires the tenant to pay base annual rent on a monthly basis over the next ten years as follows:

| Approximate GLA Leased (Sq. Ft.) | % of Total GLA | Current Annual Rent (\$) | Base Rent Per Square Foot Per Annum (\$) | Renewal Options |
|--|----------------------|--------------------------------|--|--------------------|
|--|----------------------|--------------------------------|--|--------------------|

GMAC

Edgar Filing: INLAND WESTERN RETAIL REAL ESTATE TRUST INC - Form POS AM

| | | | | | |
|-----------|---------|-----|-----------|-------|---------|
| Insurance | 501,064 | 100 | 5,164,449 | 10.31 | 2/5 yr. |
| | | | 5,266,828 | 10.51 | |
| | | | 5,369,206 | 10.72 | |
| | | | 5,475,680 | 10.93 | |
| | | | 5,582,154 | 11.14 | |
| | | | 5,692,722 | 11.36 | |

For federal income tax purposes, the depreciable basis in this property is approximately \$45,000,000. When we calculate depreciation expense for tax purposes, we will use the straight-line method. We depreciate buildings and improvements based upon estimated useful lives of 40 and 20 years, respectively.

BOULEVARD AT THE CAPITAL CENTRE, LANDOVER, MARYLAND

We entered into a joint venture agreement with the current owners of a newly constructed shopping center known as Boulevard at the Capital Centre, containing 482,445 gross leasable square feet. The center is located on the Washington D.C. Beltway (I-495 and I-95), in Landover, Maryland. The property is on a long term ground lease with the Revenue Authority of Prince George's County for about 70 years.

We entered into a joint venture agreement with the current owners of this property, who are unaffiliated third parties. We made a capital contribution in the amount of \$121,724,000 to this joint

164

venture and received an equity interest representing a majority ownership and operating control of the joint venture.

We made our capital contribution to the joint venture with our own funds. On September 8, 2004, we obtained financing in the amount of \$71,500,000. The loan requires interest only payments at an annual rate of 5.12% and matures October 2009. Through additional joint ventures, the joint venture partners may acquire additional properties, which would be managed by our joint venture partner.

We do not intend to make significant repairs and improvements to this property over the next few years. However, if we were to make any repairs or improvements, the tenants would be obligated to pay a substantial portion of any monies spent pursuant to the provisions of their respective leases.

One tenant, Lowe's Theaters Magic Johnson, will lease more than 10% of the total gross leasable area of the property. The lease term has been projected in accordance with the tenant's lease commencement date. The lease with this tenant requires the tenant to pay base annual rent on a monthly basis as follows:

| Lessee | Approximate GLA Leased (Sq. Ft.) | % of Total GLA | Base Rent Per Square Foot Per Annum (\$) | Beg |
|----------------------------------|--|-------------------|--|-----|
| Lowe's Theaters Magic Johnson | 52,500 | 11 | 22.00 | 1 |

For federal income tax purposes, the depreciable basis in this property will be approximately \$91,293,000. When we calculate depreciation expense for

Edgar Filing: INLAND WESTERN RETAIL REAL ESTATE TRUST INC - Form POS AM

tax purposes, we will use the straight-line method. We depreciate buildings and improvements based upon estimated useful lives of 40 and 20 years, respectively.

Boulevard at the Capital Centre was newly constructed in 2004. The property has been in a leasing up phase and nine tenants have executed leases for retail space within the shopping center whose leases have not yet commenced. As of December 1, 2004, this property was 88% occupied with a total of 423,372 square feet leased by 59 tenants. The following table sets forth certain information with respect to those leases:

| Lessee | Approximate GLA Leased (Sq. Ft.) | Lease Ends | Renewal Options | Current Annual Rent (\$) |
|---------------------------------|--|------------|--------------------|--------------------------------|
| EB Game World | 1,200 | 11/08 | 1/5 yr. | 40,800 |
| Claire's Boutique | 1,166 | 11/08 | 1/5 yr. | 34,980 |
| Sprint Spectrum | 1,965 | 11/08 | 1/5 yr. | 64,809 |
| Nextel | 1,871 | 11/08 | 1/5 yr. | 74,840 |
| Capital Nails | 1,500 | 11/08 | 1/5 yr. | 61,800 |
| Kay Jewelers | 1,552 | 12/08 | 1/5 yr. | 60,000 |
| Cold Stone Creamery | 1,157 | 01/09 | 2/5 yr. | 42,809 |
| Sweet Tooth Cakes & Pastries | 1,400 | 02/09 | 1/5 yr. | 49,000 |
| Casual Male Big & Tall | 3,500 | 03/09 | 1/5 yr. | 84,000 |
| The Classic Woman | 2,200 | 04/09 | 2/5 yr. | 63,800 |
| Next Day Blinds* | 3,000 | 09/09 | | 93,000 |

165

| Lessee | Approximate GLA Leased (Sq. Ft.) | Lease Ends | Renewal Options | Current Annual Rent (\$) |
|-----------------------------|--|------------|----------------------|--------------------------------|
| Head 2 Head | 2,568 | 12/10 | - | 65,484 |
| Oxford Street | 3,400 | 12/10 | 1/5 yr. | 86,974 |
| T-Mobile | 1,800 | 01/11 | - | 72,000 |
| Gallery of African Wildlife | 2,000 | 02/11 | 1/3 yr. | 58,000 |
| Jilliano Shoes | 1,998 | 04/11 | 1/5 yr. | 40,955 |
| Qdoba Mexican Grill | 3,000 | 11/13 | 2/5 yr. | 97,500 |
| Lens Crafters | 4,653 | 11/13 | 2/5 yr. | 139,590 |
| Pier 1 Imports | 10,068 | 11/13 | ** | 181,224 |
| Foot Locker | 3,433 | 11/13 | ** | 102,048 |
| Yankee Candle Company | 2,000 | 11/13 | 1/5 yr. | 48,000 |
| Men's Wearhouse | 6,400 | 11/13 | 2/5 yr. | 147,200 |
| Penner Clothing | 5,194 | 11/13 | 2/2 yr. & 1/1 yr. | 142,835 |
| Panda Express | 2,100 | 11/13 | 1/5 yr. | 73,500 |
| Foot Action USA | 3,500 | 11/13 | 2/5 yr. | 98,000 |
| Shoe City | 7,700 | 11/13 | 2/5 yr. | 180,950 |
| Drake's Place | 2,000 | 11/13 | 1/5 yr. | 49,440 |
| Quiznos | 1,562 | 11/13 | 2/5 yr. | 51,546 |
| Cambridge Beauty Supply | 2,900 | 11/13 | 1/5 yr. | 77,662 |
| The Children's Place | 6,000 | 11/13 | 2/5 yr. | 132,012 |
| Lane Bryant | 5,000 | 11/13 | 2/5 yr. | 120,000 |

Edgar Filing: INLAND WESTERN RETAIL REAL ESTATE TRUST INC - Form POS AM

| | | | | |
|---------------------------------|--------|-------|---------|---------|
| Starbucks | 1,250 | 11/13 | 2/5 yr. | 37,500 |
| Changes at Capital Centre | 4,000 | 12/13 | 1/5 yr. | 104,000 |
| Lucaya | 3,000 | 12/13 | 1/5 yr. | 63,000 |
| Teaming Up/Expressions | 3,103 | 12/13 | 1/5 yr. | 80,678 |
| The Big Screen Store | 4,500 | 12/13 | 2/5 yr. | 103,500 |
| Total Sport | 3,756 | 12/13 | 1/5 yr. | 103,553 |
| Technicolor Salon & Spa | 4,413 | 12/13 | 1/5 yr. | 110,325 |
| Payless Shoesource | 2,800 | 01/14 | 2/5 yr. | 78,400 |
| Mattress Warehouse | 4,112 | 02/14 | 2/5 yr. | 102,800 |
| Honeycomb Hideout | 2,500 | 02/14 | ** | 68,750 |
| Five Guys Restaurant | 1,500 | 02/14 | 1/5 yr. | 48,000 |
| Red Star Tavern | 7,661 | 02/14 | 2/5 yr. | 268,135 |
| Babalu/Carraba's Glory Days* | 6,085 | 04/14 | | 146,040 |
| Kobe Japanese Steakhouse* | 7,520 | 04/14 | | 172,960 |
| African Stargina | 1,500 | 05/14 | 1/5 yr. | 47,250 |
| McHunu House of Style | 2,900 | 05/14 | 2/5 yr. | 76,850 |
| Reggiano's* | 2,000 | 05/14 | | 50,000 |
| Anne Taylor Loft | 5,471 | 05/14 | ** | 75,000 |
| Sports Authority | 40,500 | 07/14 | 3/5 yr. | 506,250 |
| DSW Shoe Warehouse | 25,000 | 07/14 | 4/5 yr. | 331,250 |
| Stonefish Grill | 6,085 | 08/14 | ** | 212,975 |
| Soul Fixins'* | 2,085 | 08/14 | | 62,550 |
| Infusions Cafe* | 3,350 | 09/14 | | 83,750 |
| Linens 'N Things | 34,440 | 01/15 | ** | 430,512 |

166

| Lessee | Approximate GLA Leased (Sq. Ft.) | Lease Ends | Renewal Options | Current Annual Rent (\$) |
|----------------------------------|--|------------|--------------------|--------------------------------|
| Pizzeria Uno | 5,719 | 10/18 | 3/5 yr. | 110,000 |
| Bugaboo Creek Steakhouse | 6,400 | 11/18 | 2/5 yr. | 110,000 |
| Provident Bank of Maryland | 3,215 | 11/18 | 3/5 yr. | 95,000 |
| Borders Books & Music | 22,915 | 11/18 | 4/5 yr. | 441,801 |
| Chuck E. Cheese | 11,300 | 02/19 | 3/5 yr. | 95,000 |
| Circuit City | 33,828 | 07/19 | 3/5 yr. | 490,506 |
| Office Depot | 18,000 | 07/19 | ** | 234,000 |
| Blu Bambu* | 4,050 | 09/19 | | 113,250 |
| Chic-Fil-A | 4,250 | 11/23 | 3/5 yr. | 85,000 |
| Golden Corral | 11,967 | 12/23 | 3/5 yr. | 112,500 |
| Lowe's Theaters Magic Johnson | 52,500 | 09/24 | ** | 1,155,000 |

* As of December 1, 2004 the tenant's lease term had not yet commenced.

** Renewal option information not available.

In general, each tenant will pay its proportionate share of real estate taxes, insurance and common area maintenance costs, although the leases with some tenants may provide that the tenant's liability for such expenses is limited in some way, usually so that their liability for such expenses does not exceed a specified amount.

Edgar Filing: INLAND WESTERN RETAIL REAL ESTATE TRUST INC - Form POS AM

HARRIS TEETER STORE #158, WILMINGTON, NORTH CAROLINA

We purchased a freestanding retail building leased to a Harris Teeter grocery store, containing 57,230 gross leasable square feet. The center is located at Wilshire Boulevard and Kerr Avenue in Wilmington, North Carolina.

We purchased this property from an unaffiliated third party. Our total acquisition cost was approximately \$7,200,000. This amount may increase by additional costs which have not yet been finally determined. We expect any additional costs to be insignificant. Our acquisition cost is expected to be approximately \$126 per square foot of leasable space.

We purchased this property with our own funds. On November 1, 2004, we obtained financing in the amount of \$3,960,000. The loan requires interest only payments at an annual rate of 4.915% and matures in November 2009.

We do not intend to make significant repairs and improvements to this property over the next few years. However, if we were to make any repairs or improvements, the tenants would be obligated to pay a substantial portion of any monies spent pursuant to the provisions of their respective leases.

One tenant, Harris Teeter Store #158, will lease 100% of the total gross leasable area of the property. The lease with this tenant requires the tenant to pay base annual rent on a monthly basis as follows:

167

| Lessee | Approximate GLA Leased (Sq. Ft.) | % of Total GLA | Current Annual Rent (\$) | Base Rent Per Square Foot Per Annum (\$) | Renewal Options |
|--------------------------------|--|----------------------|--------------------------------|--|-------------------------|
| Harris Teeter Store #158 | 57,230 | 100 | 558,340 | 9.76 | 1/5 yr. & 1/4 yr. |

For federal income tax purposes, the depreciable basis in this property will be approximately \$5,400,000. When we calculate depreciation expense for tax purposes, we will use the straight-line method. We depreciate buildings and improvements based upon estimated useful lives of 40 and 20 years, respectively.

HARVEST TOWNE CENTER, KNOXVILLE, TENNESSEE

We purchased an existing shopping center known as Harvest Towne Center, containing 42,213 gross leasable square feet. The center is located at 4824 N. Broadway Street in Knoxville, Tennessee.

We purchased this property from an unaffiliated third party. Our total acquisition cost was approximately \$8,950,000. This amount may increase by additional costs which have not yet been finally determined. We expect any additional costs to be insignificant. Our acquisition cost was approximately \$212 per square foot of leasable space.

We purchased this property with our own funds. On December 3, 2004, we obtained financing in the amount of \$5,005,000. The loan requires interest only payments at an annual rate of 4.935% and matures in January 2010.

We do not intend to make significant repairs and improvements to this

Edgar Filing: INLAND WESTERN RETAIL REAL ESTATE TRUST INC - Form POS AM

property over the next few years. However, if we were to make any repairs or improvements, the tenants would be obligated to pay a substantial portion of any monies spent pursuant to the provisions of their respective leases.

Three tenants, CVS Pharmacy, Pet Supplies Plus and Ruby Tuesday, each lease more than 10% of the total gross leasable area of the property. The leases with these tenants require the tenants to pay base annual rent on a monthly basis as follows:

| Lessee | Approximate GLA Leased (Sq. Ft.) | % of Total GLA | Base Rent Per Square Foot Per Annum (\$) | Lease Beginning |
|-------------------|--|-------------------|--|--------------------|
| CVS Pharmacy | 10,125 | 24 | 24.50 | 09/99 |
| | | | 25.97 | 09/04 |
| | | | 27.53 | 09/09 |
| | | | 29.18 | 09/14 |
| Pet Supplies Plus | 8,120 | 19 | 14.08 | 02/04 |
| | | | 14.33 | 02/05 |

168

| Lessee | Approximate GLA Leased (Sq. Ft.) | % of Total GLA | Base Rent Per Square Foot Per Annum (\$) | Lease Beginning |
|--------------------------------|--|-------------------|--|--------------------|
| Ruby Tuesday (Ground Lease) | 4,582 | 11 | N/A | 07/02 |

For federal income tax purposes, the depreciable basis in this property will be approximately \$6,713,000. When we calculate depreciation expense for tax purposes, we will use the straight-line method. We depreciate buildings and improvements based upon estimated useful lives of 40 and 20 years, respectively.

Harvest Towne Center was built in 1996 to 1999. As of December 1, 2004, this property was 100% occupied, with a total 42,213 square feet lease to nine tenants and three ground lease tenants. The following table sets forth certain information with respect to those leases:

| Lessee | Approximate GLA Leased (Sq. Ft.) | Lease Ends | Renewal Options | Current Annual Rent (\$) |
|---------------------------------------|--|--------------------|--------------------|-----------------------------|
| Northside Properties | 3,480 | Month-to- Month | | 33,225 |
| Krispy Creme Donuts (Ground Lease) | 2,158 | 06/05 | 2/5 yr. | 41,400 |
| Pet Supplies Plus | 8,120 | 01/06 | 2/5 yr. | 114,365 |
| Vacuums Unlimited | 986 | 05/06 | - | 11,832 |

Edgar Filing: INLAND WESTERN RETAIL REAL ESTATE TRUST INC - Form POS AM

| | | | | |
|-----------------------------|--------|-------|---------|---------|
| Ross the Boss | 4,104 | 09/06 | - | 61,560 |
| Stuart R. Humberg D.C. | 1,000 | 11/06 | 2/3 yr. | 15,815 |
| US Cleaners, Inc. | 1,427 | 11/07 | 1/5 yr. | 20,691 |
| Briano's Pizza | 2,053 | 01/08 | 1/5 yr. | 29,769 |
| Beneficial Tennessee, Inc. | 1,670 | 06/08 | 1/5 yr. | 23,380 |
| Ruby Tuesday (Ground Lease) | 4,582 | 12/12 | 4/5 yr. | 59,400 |
| Taco Bell (Ground Lease) | 2,508 | 11/14 | 4/5 yr. | 42,504 |
| CVS Pharmacy | 10,125 | 01/20 | 3/5 yr. | 262,946 |

In general, each tenant will pay its proportionate share of real estate taxes, insurance and common area maintenance costs, although the leases with some tenants may provide that the tenant's liability for such expenses is limited in some way, usually so that their liability for such expenses does not exceed a specified amount.

LINCOLN PARK, DALLAS, TEXAS

We purchased an existing shopping center known as Lincoln Park, containing 148,806 gross leasable square feet. The center is located at 7700 W. Northwest Highway in Dallas, Texas.

We purchased this property from an unaffiliated third party. Our total acquisition cost was approximately \$47,515,000. This amount may increase by additional costs which have not yet been finally determined. We expect any additional costs to be insignificant. Our acquisition cost was approximately \$319 per square foot of leasable space.

169

We purchased this property with our own funds. On October 8, 2004, we obtained financing in the amount of \$26,153,000. The loan requires interest only payments at an annual rate of 4.61% and matures in November 2009.

We do not intend to make significant repairs and improvements to this property over the next few years. However, if we were to make any repairs or improvements, the tenants would be obligated to pay a substantial portion of any monies spent pursuant to the provisions of their respective leases.

Three tenants, Tom Thumb, Barnes & Noble and The Container Store, each lease more than 10% of the total gross leasable area of the property. The leases with these tenants require the tenants to pay base annual rent on a monthly basis as follows:

| Lessee | Approximate GLA Leased (Sq. Ft.) | % of Total GLA | Base Rent Per Square Foot Per Annum (\$) | Lease Beginning |
|---------------------|--|-------------------|--|-------------------------|
| Tom Thumb | 50,000 | 34 | 11.50 12.00 | 08/98 08/13 |
| Barnes & Noble | 29,485 | 20 | 20.00 21.00 22.00 | 05/98 10/03 10/08 |
| The Container Store | 25,000 | 17 | 28.00 29.00 | 02/00 02/05 |

For federal income tax purposes, the depreciable basis in this property will be approximately \$35,636,000. When we calculate depreciation expense for tax purposes, we will use the straight-line method. We depreciate buildings and improvements based upon estimated useful lives of 40 and 20 years, respectively.

Lincoln Park was built in 1998. As of December 1, 2004, this property was 100% occupied, with a total 148,806 square feet leased to 14 tenants. The following table sets forth certain information with respect to those leases:

| Lessee | Approximate GLA Leased (Sq. Ft.) | Lease Ends | Renewal Options | Current Annual Rent (\$) |
|------------------------|--|------------|--------------------|--------------------------------|
| Marvin Brown | 4,408 | 05/05 | 2/5 yr. | 119,016 |
| T-Mobile | 1,402 | 10/05 | 1/5 yr. | 68,698 |
| Maggie Moo's Ice Cream | 1,375 | 12/07 | 1/5 yr. | 48,125 |
| Romies Nail Boutique | 1,098 | 12/07 | 2/5 yr. | 39,528 |
| Blue Mesa Grill | 8,250 | 12/08 | 2/5 yr. | 235,950 |
| Eyemasters | 3,000 | 12/08 | 2/5 yr. | 134,400 |
| Elizabeth Arden | 6,058 | 01/09 | 2/5 yr. | 151,450 |
| Up In Smoke | 1,164 | 01/09 | 1/5 yr. | 58,200 |
| Bag 'N Baggage | 3,554 | 04/09 | - | 106,620 |
| Barnes & Noble | 29,485 | 01/14 | 3/5 yr. | 619,185 |

170

| Lessee | Approximate GLA Leased (Sq. Ft.) | Lease Ends | Renewal Options | Current Annual Rent (\$) |
|---------------------|--|------------|--------------------|--------------------------------|
| A Pea in the Pod | 4,012 | 09/14 | 2/5 yr. | 144,432 |
| The Container Store | 25,000 | 01/15 | 3/5 yr. | 725,000 |
| Cheesecake Factory | 10,000 | 09/18 | 2/5 yr. | 347,500 |
| Tom Thumb | 50,000 | 07/23 | 3/5 yr. | 575,000 |

In general, each tenant will pay its proportionate share of real estate taxes, insurance and common area maintenance costs, although the leases with some tenants may provide that the tenant's liability for such expenses is limited in some way, usually so that their liability for such expenses does not exceed a specified amount.

SAUCON VALLEY SQUARE, BETHLEHEM, PENNSYLVANIA

We purchased an existing shopping center known as Saucon Valley Square, containing 80,695 gross leasable square feet, including 6,208 square feet of ground lease space. The center is located on I-78 and Rouse 378 in Bethlehem, Pennsylvania.

Edgar Filing: INLAND WESTERN RETAIL REAL ESTATE TRUST INC - Form POS AM

We purchased this property from an unaffiliated third party. Our total acquisition cost was approximately \$16,042,600. This amount may increase by additional costs which have not yet been finally determined. We expect any additional costs to be insignificant. Our acquisition cost is expected to be approximately \$199 per square foot of leasable space.

We purchased this property with our own funds. On September 7, 2004, we obtained financing in the amount of \$8,850,900. The loan requires interest only payments at an annual rate of 5.115% and matures in October 2009.

We do not intend to make significant repairs and improvements to this property over the next few years. However, if we were to make any repairs or improvements, the tenants would be obligated to pay a substantial portion of any monies spent pursuant to the provisions of their respective leases.

One tenant, Super Fresh Food Market, leases more than 10% of the total gross leasable area of the property. The lease with this tenant requires the tenant to pay base annual rent on a monthly basis as follows:

| Lessee | Approximate GLA Leased (Sq. Ft.) | % of Total GLA | Base Rent Per Square Foot Per Annum (\$) | Lea Beginning |
|----------------------------|--|-------------------|--|----------------------------------|
| Super Fresh Food Market | 47,827 | 59 | 13.00 13.75 14.50 15.25 | 12/98 01/04 01/09 01/14 |

For federal income tax purposes, the depreciable basis in this property will be approximately \$12,032,000. When we calculate depreciation expense for tax purposes, we will use the straight-line

171

method. We depreciate buildings and improvements based upon estimated useful lives of 40 and 20 years, respectively.

Saucon Valley Square was built in 1999. As of December 1, 2004, this property was 100% occupied, with a total 80,695 square feet leased to 13 tenants and one ground lease tenant. The following table sets forth certain information with respect to those leases:

| Lessee | Approximate GLA Leased (Sq. Ft.) | Lease Ends | Renewal Options | Current Annual Rent (\$) |
|---|--|----------------|--------------------|--------------------------------|
| Lafayette Ambassador Starter's Pub (Ground Lease) | 2,800 6,208 | 05/08 12/08 | 3/5 yr. 3/5 yr. | 42,900 88,000 |
| Holiday Hair | 1,200 | 01/09 | 1/5 yr. | 20,790 |
| Casa Mia Pizzeria | 2,000 | 01/09 | 2/5 yr. | 34,650 |
| Subway | 1,200 | 02/09 | 1/5 yr. | 22,050 |
| Foxes Hallmark | 5,200 | 02/09 | 2/5 yr. | 96,200 |

Edgar Filing: INLAND WESTERN RETAIL REAL ESTATE TRUST INC - Form POS AM

| | | | | |
|--------------------------|--------|-------|---------|---------|
| Blockbuster Video | 5,140 | 03/09 | 2/5 yr. | 92,520 |
| No. 1 Chinese Restaurant | 1,200 | 03/09 | 1/5 yr. | 25,080 |
| RadioShack | 2,320 | 03/09 | 1/5 yr. | 36,800 |
| La Nails | 1,200 | 04/09 | - | 24,000 |
| Buena Bistro | 1,600 | 05/09 | - | 29,840 |
| Werkheiser Jewelers | 1,200 | 12/13 | - | 20,790 |
| Saucon Valley Cleaners | 1,600 | 01/14 | - | 27,720 |
| Super Fresh Food Market | 47,827 | 12/18 | 8/5 yr. | 657,621 |

In general, each tenant will pay its proportionate share of real estate taxes, insurance and common area maintenance costs, although the leases with some tenants may provide that the tenant's liability for such expenses is limited in some way, usually so that their liability for such expenses does not exceed a specified amount.

QUAKERTOWN SHOPPING CENTER, QUAKERTOWN, PENNSYLVANIA

We anticipate purchasing a newly constructed shopping center known as Quakertown Shopping Center, containing 61,832 gross leasable square feet (which includes 3,500 square feet of ground leased space). The center is located at Route 309 and Tollgate Road in Quakertown, Pennsylvania.

On August 25, 2004, we funded the initial installment of a \$12,664,794 first mortgage in the amount of \$11,398,314. The remaining \$1,266,480 is expected to be funded in 2004. The interest rate of this first mortgage is 7.5573% and it matures in August 2005. We anticipate purchasing the center when the mortgage matures for approximately \$12,665,000. We will use the funds from repayment of the first mortgage towards our purchase price.

One tenant, Giant Food Stores, leases more than 10% of the total gross leasable area of the property. The lease with this tenant requires the tenants to pay base annual rent on a monthly basis as follows:

172

| Lessee | Approximate GLA Leased (Sq. Ft.) | % of Total GLA | Base Rent Per Square Foot Per Annum (\$) | Lea Beginning |
|-------------------|--|-------------------|--|------------------|
| ----- | | | | |
| Giant Food Stores | 54,332 | 88 | 15.86 | 05/04 |

For federal income tax purposes, the depreciable basis in this property will be approximately \$9,499,000. When we calculate depreciation expense for tax purposes, we will use the straight-line method. We depreciate buildings and improvements based upon estimated useful lives of 40 and 20 years, respectively.

Quakertown Shopping Center was constructed in 2004. As of December 1, 2004, this property was 100% occupied, with a total 61,832 (including ground leased space) square feet leased to four tenants and one ground lease tenant. The following table sets forth certain information with respect to those leases:

Edgar Filing: INLAND WESTERN RETAIL REAL ESTATE TRUST INC - Form POS AM

| Lessee | Approximate GLA Leased (Sq. Ft.) | Lease Ends | Current Annual Rent (\$) | Base Rent Per Square Foot Annum (\$) |
|------------------------------|--|------------|-----------------------------|--|
| Best Cuts | 1,200 | 02/09 | 25,200 | 21.00 |
| Electronics Boutique | 1,200 | 02/14 | 25,200 | 21.00 |
| Dry Cleaner Drop Off | 1,600 | 02/14 | 33,600 | 21.00 |
| Giant Food Stores | 54,332 | 02/24 | 861,706 | 15.86 |
| Perkasie Bank (Ground Lease) | 3,500 | 02/24 | 90,000 | N/A |

In general, each tenant will pay its proportionate share of real estate taxes, insurance and common area maintenance costs, although the leases with some tenants may provide that the tenant's liability for such expenses is limited in some way, usually so that their liability for such expenses does not exceed a specified amount.

THE COLUMNS SHOPPING CENTER, JACKSON, TENNESSEE

We purchased Phase II of The Columns Shopping Center, containing 44,827 gross leasable square feet, for approximately \$5,741,000. We previously purchased Phase I and Phase II containing 128,600 gross leasable square feet for approximately \$20,770,000. The total shopping center contains 173,427 gross leasable square feet and is newly constructed. The center is located at 1300 Vann Drive in Jackson, Tennessee.

We purchased this property from an unaffiliated third party. Our total acquisition cost for Phase I, Phase II and Phase III was approximately \$26,511,000. These amounts may increase by additional costs which have not yet been finally determined. We expect any additional costs to be insignificant. Our acquisition cost was approximately \$153 per square foot of leasable space.

We purchased this property with our own funds. On November 4, 2004 and October 5, 2004, we obtained financing in the amount of \$3,442,100 and \$11,423,300, respectively. The loans require interest only payments at an annual rate of 4.95% and 4.91%, respectively, and mature in May 2009.

We do not intend to make significant repairs and improvements to this property over the next few years. However, if we were to make any repairs or improvements, the tenants would be obligated to pay a substantial portion of any monies spent pursuant to the provisions of their respective leases.

173

Four tenants, Best Buy, Ross Dress for Less, Marshalls and Bed, Bath & Beyond, will lease more than 10% of the total gross leasable area of the property. The lease term will be determined in accordance with the tenant's commencement date. The leases with these tenants require the tenants to pay base annual rent on a monthly basis as follows:

| Lessee | Approximate GLA Leased (Sq. Ft.) | % of Total GLA | Base Rent Per Square Foot Per Annum (\$) | Leas Beginning |
|----------|--|-------------------|--|-------------------|
| Best Buy | 30,000 | 17 | 16.00 16.50 | 08/03 10/08 |

Edgar Filing: INLAND WESTERN RETAIL REAL ESTATE TRUST INC - Form POS AM

| | | | | |
|---------------------|--------|----|--------------|----------------|
| Ross Dress for Less | 30,187 | 17 | 9.70 | 08/04 |
| Marshalls | 28,000 | 16 | 7.75 8.10 | 10/02 11/08 |
| Bed, Bath & Beyond | 20,000 | 12 | 9.75 | 11/03 |

For federal income tax purposes, the depreciable basis in this property will be approximately \$19,883,000. When we calculate depreciation expense for tax purposes, we will use the straight-line method. We depreciate buildings and improvements based upon estimated useful lives of 40 and 20 years, respectively.

The Columns Shopping Center is newly constructed in 2003/2004. As of December 1, 2004, the property was 96% occupied, with a total 166,227 square feet leased to 15 tenants. The following table sets forth certain information with respect to those leases:

| Lessee | Approximate GLA Leased (Sq. Ft.) | Lease Ends | Renewal Options | Current Annual Rent (\$) |
|------------------------|--|------------|--------------------|--------------------------------|
| Oreck Vacuums | 1,600 | 11/08 | 1/5 yr. | 24,800 |
| Dress Barn | 7,700 | 12/08 | 3/5 yr. | 102,795 |
| Books A Million | 12,500 | 01/09 | 4/3 yr. | 134,375 |
| Rack Room Shoes | 6,000 | 03/09 | 3/5 yr. | 85,500 |
| Spoil Me Rotten | 2,000 | 03/09 | - | 31,000 |
| Grass Monkey | 1,600 | 03/09 | 1/5 yr. | 24,000 |
| Don Panchos Restaurant | 4,000 | 04/09 | 1/5 yr. | 60,000 |
| Wells Fargo | 2,400 | 05/09 | 1/5 yr. | 37,200 |
| Old Navy | 14,800 | 10/09 | 2/5 yr. | 186,480 |
| Rue 21 | 4,000 | 12/09 | 2/5 yr. | 64,000 |
| Marshalls | 28,000 | 10/13 | 3/5 yr. | 217,000 |
| Best Buy | 30,000 | 01/14 | 4/5 yr. | 480,000 |
| Bed, Bath & Beyond | 20,000 | 01/14 | 3/5 yr. | 195,000 |
| Quizno's | 1,600 | 03/14 | 2/5 yr. | 28,800 |
| Ross Dress for Less | 30,027 | 01/15 | 4/5 yr. | 292,763 |

In general, each tenant will pay its proportionate share of real estate taxes, insurance and common area maintenance costs, although the leases with some tenants may provide that the tenant's liability for

174

such expenses is limited in some way, usually so that their liability for such expenses does not exceed a specified amount.

MITCHELL RANCH PLAZA, NEW PORT RICHEY, FLORIDA

We purchased 200,404 square feet of a portion of a 324,108 square foot newly constructed shopping center known as Mitchell Ranch Plaza. The center is located at State Road 54 and Little Road in New Port Richey, Florida.

We purchased this property from an unaffiliated third party. Our total acquisition cost was approximately \$34,000,000. This amount may increase by additional costs which have not yet been finally determined. We expect any additional costs to be insignificant. Our acquisition cost was approximately

Edgar Filing: INLAND WESTERN RETAIL REAL ESTATE TRUST INC - Form POS AM

\$170 per square foot of leasable space.

We purchased this property with our own funds. On September 2, 2004, we obtained financing in the amount of \$18,700,000. The loan requires interest only payments at an annual rate of 4.53% and matures in October 2007.

We do not intend to make significant repairs and improvements to this property over the next few years. However, if we were to make any repairs or improvements, the tenants would be obligated to pay a substantial portion of any monies spent pursuant to the provisions of their respective leases.

Three tenants, Publix, Marshalls and Ross Dress for Less, each leases more than 10% of the total gross leasable area of the property. The leases with these tenants require the tenants to pay base annual rent on a monthly basis as follows:

| Lessee | Approximate GLA Leased (Sq. Ft.) | % of Total GLA | Base Rent Per Square Foot Per Annum (\$) | Beginnin |
|------------------------|--|-------------------|--|----------------|
| Publix | 44,840 | 22 | 9.85 | 07/03 |
| Marshalls | 30,000 | 15 | 7.95 8.45 | 07/03 08/08 |
| Ross Dress for Less | 30,176 | 15 | 9.75 10.25 | 07/03 02/09 |

For federal income tax purposes, the depreciable basis in this property will be approximately \$25,500,000. When we calculate depreciation expense for tax purposes, we will use the straight-line method. We depreciate buildings and improvements based upon estimated useful lives of 40 and 20 years, respectively.

Mitchell Ranch Plaza was constructed in 2003. As of December 1, 2004, this property was 95% occupied, with a total 190,404 square feet leased to 36 tenants. The following table sets forth certain information with respect to those leases:

| Lessee | Approximate GLA Leased (Sq. Ft.) | Lease Ends | Renewal Options | Current Annual Rent (\$) |
|------------------|--|------------|--------------------|-----------------------------|
| Cruise Warehouse | 900 | 09/06 | 1/3 yr. | 18,228 |

175

| Lessee | Approximate GLA Leased (Sq. Ft.) | Lease Ends | Renewal Options | Current Annual Rent (\$) |
|--------|--|------------|--------------------|-----------------------------|
|--------|--|------------|--------------------|-----------------------------|

Edgar Filing: INLAND WESTERN RETAIL REAL ESTATE TRUST INC - Form POS AM

| | | | | |
|---------------------|--------|-------|---------|---------|
| Pocket Change | 1,200 | 09/06 | - | 26,400 |
| Tampa Bay | | | | |
| Insurance | 900 | 09/06 | 1/3 yr. | 16,656 |
| Curves for Women | 1,200 | 09/06 | - | 22,500 |
| Vitamin Tree | 1,200 | 10/06 | - | 22,800 |
| Brazilian Tanning | 1,800 | 11/06 | - | 32,856 |
| Christian Boutique | 1,200 | 06/07 | - | 22,800 |
| Cottage Florist | 1,200 | 06/07 | - | 22,212 |
| Magic Touch | | | | |
| Cleaners | 900 | 08/08 | 1/5 yr. | 22,800 |
| La Bebe's Salon | 900 | 08/08 | | 16,428 |
| Working Cow | 1,200 | 09/08 | 1/5 yr. | 22,200 |
| Charles Pope | | | | |
| Cellular | 1,200 | 09/08 | 1/5 yr. | 22,116 |
| Payless Shoesource | 2,400 | 09/08 | 3/5 yr. | 60,000 |
| Aspasia Nails | 1,200 | 09/08 | 1/5 yr. | 22,644 |
| Christos | 2,400 | 10/08 | 1/5 yr. | 43,200 |
| Great Clips | 1,000 | 10/08 | 2/5 yr. | 19,248 |
| The UPS Store | 1,200 | 10/08 | 1/5 yr. | 21,600 |
| Sally Beauty Supply | 1,200 | 10/08 | 2/5 yr. | 21,300 |
| George Josef Salon | 1,200 | 10/08 | 1/5 yr. | 21,900 |
| China Express | 1,200 | 11/08 | - | 23,100 |
| American Family | | | | |
| Dentist | 1,200 | 11/08 | 1/5 yr. | 21,780 |
| Carlucci's | 3,600 | 12/08 | 1/5 yr. | 64,800 |
| VIP Martial Arts | 4,050 | 01/09 | 1/5 yr. | 67,836 |
| EB Games | 1,200 | 01/09 | 2/5 yr. | 24,600 |
| Hallmark Gold | | | | |
| Crown | 3,950 | 02/09 | 2/5 yr. | 65,172 |
| Beef O'Brady's | 2,800 | 02/09 | 3/5 yr. | 50,400 |
| The Mattress Firm | 3,000 | 02/09 | 2/5 yr. | 72,300 |
| Cingular Wireless | 900 | 06/09 | 1/5 yr. | 27,000 |
| Trinity Spirits | 3,950 | 07/09 | 1/5 yr. | 63,590 |
| Marshalls | 30,000 | 07/13 | 3/5 yr. | 238,500 |
| Panera Bread | 4,531 | 12/13 | 3/5 yr. | 111,010 |
| Ross Dress for Less | 30,176 | 01/14 | 4/5 yr. | 294,216 |
| Pier 1 Imports | 10,000 | 02/14 | 3/5 yr. | 161,796 |
| Starbucks | 1,500 | 03/14 | 3/5 yr. | 42,000 |
| PETSMART | 19,107 | 01/19 | 3/5 yr. | 211,128 |
| Publix | 44,840 | 07/23 | 6/5 yr. | 441,672 |

In general, each tenant will pay its proportionate share of real estate taxes, insurance and common area maintenance costs, although the leases with some tenants may provide that the tenant's liability for such expenses is limited in some way, usually so that their liability for such expenses does not exceed a specified amount.

176

GOVERNOR'S MARKETPLACE SHOPPING CENTER, TALLAHASSEE, FLORIDA

We purchased a portion of an existing shopping center known as Governor's Marketplace Shopping Center, containing 265,541 gross leasable square feet. We purchased 231,915 square feet of the shopping center, which includes 3,800 square feet of ground lease space. The center is located on Governor's Square Boulevard, in Tallahassee, Florida.

We purchased this property from an unaffiliated third part with our own funds. Our total acquisition cost for the portion we purchased was approximately \$32,654,000. This amount may increase by additional costs which have not yet

Edgar Filing: INLAND WESTERN RETAIL REAL ESTATE TRUST INC - Form POS AM

been finally determined. We expect any additional costs to be insignificant. Our acquisition cost for the portion we purchased was approximately \$141 per square foot of leasable space.

On August 17, 2004, we obtained financing on the property in the amount of \$20,625,000. The loan requires interest only payments at an annual rate of 5.185% and matures in September 2009.

We do not intend to make significant repairs and improvements to this property over the next few years. However, if we were to make any repairs or improvements, the tenants would be obligated to pay a substantial portion of any monies spent pursuant to the provisions of their respective leases.

Three tenants, Bed Bath & Beyond, Sports Authority and Marshalls, each lease more than 10% of the total gross leasable area of the property. The leases with these tenants require the tenants to pay base annual rent on a monthly basis as follows:

| Lessee | Approximate GLA Leased (Sq. Ft.) | % of Total GLA | Base Rent Per Square Foot Per Annum (\$) | Beg |
|-------------------|--|-------------------|--|--------|
| Bed Bath & Beyond | 35,000 | 15 | 10.50 11.00 | 0 0 |
| Sports Authority | 34,775 | 15 | 0 11.91 | 0 0 |
| Marshalls | 30,000 | 13 | 7.75 8.25 | 0 0 |

For federal income tax purposes, the depreciable basis in this property will be approximately \$24,491,000. When we calculate depreciation expense for tax purposes, we will use the straight-line method. We depreciate buildings and improvements based upon estimated useful lives of 40 and 20 years, respectively.

Governor's Marketplace was built in 2001. As of December 1, 2004, this property was 94% occupied, with a total 218,437 square feet leased to 19 tenants and one ground lease tenant. The following table sets forth certain information with respect to those leases:

| Lessee | Approximate GLA Leased (Sq. Ft.) | Lease Ends | Renewal Options | Current Annual Rent (\$) |
|-----------------|--|------------|--------------------|-----------------------------|
| Famous Footwear | 10,070 | 07/06 | 2/5 yr. | 156,085 |
| Student Body | 3,721 | 08/06 | 1/5 yr. | 81,321 |

177

Approximate

Edgar Filing: INLAND WESTERN RETAIL REAL ESTATE TRUST INC - Form POS AM

| Lessee | GLA Leased (Sq. Ft.) | Lease Ends | Renewal Options | Current Annual Rent (\$) |
|---------------------------------|-------------------------|------------|--------------------|-----------------------------|
| Old Navy | 20,000 | 09/06 | 2/5 yr. | 230,000 |
| Clark's Maytag | 3,466 | 05/07 | 2/5 yr. | 67,587 |
| Life's Uniforms | 1,217 | 06/07 | 1/5 yr. | 26,774 |
| Cingular Wireless | 1,200 | 06/07 | 2/5 yr. | 30,600 |
| Sprint PCS | 4,206 | 12/07 | 1/5 yr. | 75,708 |
| Sports Authority | 34,775 | 08/08 | 5/5 yr. | 414,170 |
| Nextel Communications | 1,443 | 09/08 | 1/5 yr. | 36,075 |
| ALLTEL | 2,000 | 06/09 | 1/5 yr. | 48,000 |
| Michaels | 23,965 | 02/11 | 4/5 yr. | 251,633 |
| Marshalls | 30,000 | 05/11 | 2/5 yr. | 232,500 |
| Lifeway Christian | 6,324 | 09/11 | 2/5 yr. | 132,804 |
| Atlanta Bread Company | 4,000 | 11/11 | 2/5 yr. | 94,520 |
| Boston Market (Ground Lease) | 3,800 | 11/12 | 4/5 yr. | 60,000 |
| David's Bridal | 9,000 | 05/13 | 2/5 yr. | 133,200 |
| Petco | 13,750 | 05/13 | 3/5 yr. | 212,025 |
| Bombay Company | 8,500 | 08/13 | 1/5 yr. | 208,250 |
| Qdoba | 2,000 | 04/14 | 2/5 yr. | 42,000 |
| Bed Bath & Beyond | 35,000 | 01/17 | 3/5 yr. | 367,500 |

In general, each tenant will pay its proportionate share of real estate taxes, insurance and common area maintenance costs, although the leases with some tenants may provide that the tenant's liability for such expenses is limited in some way, usually so that their liability for such expenses does not exceed a specified amount.

MANCHESTER MEADOWS, TOWN AND COUNTRY, MISSOURI

We purchased an existing shopping center known as Manchester Meadows, containing 454,172 gross leasable square feet (which includes 3,412 square feet of ground lease space). The center is located at 13901 Manchester Road in Town and Country, Missouri.

We purchased this property from an unaffiliated third party. Our total acquisition cost was approximately \$56,200,000. This amount may increase by additional costs which have not yet been finally determined. We expect any additional costs to be insignificant. Our acquisition cost was approximately \$124 per square foot of leasable space.

We purchased this property with our own funds. On August 23, 2004, we obtained financing in the amount of \$31,064,550. The loan requires interest only payments at an annual rate of 4.48% and matures in September 2007.

We do not intend to make significant repairs and improvements to this property over the next few years. However, if we were to make any repairs or improvements, the tenants would be obligated to pay a substantial portion of any monies spent pursuant to the provisions of their respective leases.

Two tenants, Wal-Mart and Home Depot, each lease more than 10% of the total gross leasable area of the property. The leases with these tenants require the tenants to pay base annual rent on a monthly basis as follows:

Edgar Filing: INLAND WESTERN RETAIL REAL ESTATE TRUST INC - Form POS AM

| Lessee | Approximate GLA Leased (Sq. Ft.) | % of Total GLA | Base Rent Per Square Foot Per Annum (\$) | Beginnin |
|------------|--|-------------------|---|----------|
| Wal-Mart | 154,717 | 34 | 7.00 | 01/95 |
| Home Depot | 111,175 | 24 | 7.47 | 11/94 |

For federal income tax purposes, the depreciable basis in this property will be approximately \$42,150,000. When we calculate depreciation expense for tax purposes, we will use the straight-line method. We depreciate buildings and improvements based upon estimated useful lives of 40 and 20 years.

Manchester Meadows was built in 1994 and 1995. As of December 1, 2004, this property was 97% occupied, with a total 442,772 square feet leased to 20 tenants and one ground lease tenant. The following table sets forth certain information with respect to those leases:

| Lessee | Approximate GLA Leased (Sq. Ft.) | Lease Ends | Renewal Options | Current Annual Rent (\$) |
|----------------------------------|--|---------------|--------------------|--------------------------------|
| Linens 'N Things | 34,917 | 01/05 | 3/5 yr. | 340,441 |
| Sears Portrait Studio | 2,123 | 03/05 | - | 39,063 |
| 3 Day Blinds | 4,550 | 03/05 | 1/5 yr. | 104,640 |
| Payless Shoesource | 3,000 | 05/05 | 1/5 yr. | 55,200 |
| HobbyTown USA | 2,450 | 07/05 | - | 44,100 |
| Boston Chicken (Ground Lease) | 3,412 | 08/05 | 7/5 yr. | 79,200 |
| Chic Nails | 1,400 | 05/06 | - | 28,000 |
| Town & Country Tobacco | 1,400 | 01/07 | - | 26,600 |
| Fast Track Fitness | 3,000 | 02/07 | - | 54,000 |
| United States Postal Service | 3,570 | 04/07 | 1/5 yr. | 63,225 |
| Cobblestone Shoe Repairs | 1,400 | 04/07 | - | 27,300 |
| 99 Cent Only Store | 3,000 | 04/07 | 1/5 yr. | 49,500 |
| Memories Unlimited | 2,500 | 04/07 | - | 43,750 |
| Home Decorators | 15,000 | 12/07 | 2/3 yr. | 247,500 |
| Art & Frame | 1,400 | 11/08 | - | 28,700 |
| Great Clips | 1,400 | 04/09 | - | 29,400 |
| OfficeMax | 23,920 | 11/09 | 3/5 yr. | 251,160 |
| PETSMART | 27,438 | 03/10 | 5/5 yr. | 240,083 |
| The Sports Authority | 40,500 | 11/14 | 10/5 yr. | 324,000 |

179

| Lessee | Approximate GLA Leased (Sq. Ft.) | Lease Ends | Renewal Options | Current Annual Rent (\$) |
|--------|--|---------------|--------------------|--------------------------------|
|--------|--|---------------|--------------------|--------------------------------|

Edgar Filing: INLAND WESTERN RETAIL REAL ESTATE TRUST INC - Form POS AM

| | | | | |
|------------|---------|-------|----------|-----------|
| Wal-Mart | 154,717 | 04/15 | 6/5 yr. | 1,083,018 |
| Home Depot | 111,175 | 11/19 | 10/5 yr. | 830,088 |

In general, each tenant will pay its proportionate share of real estate taxes, insurance and common area maintenance costs, although the leases with some tenants may provide that the tenant's liability for such expenses is limited in some way, usually so that their liability for such expenses does not exceed a specified amount.

THE VILLAGE SHOPPES AT SIMONTON, LAWRENCEVILLE, GEORGIA

We purchased a newly constructed shopping center known as The Village Shoppes at Simonton, containing 66,415 gross leasable square feet. The center is located at New Hope Road and Simonton Road in Lawrenceville, Georgia.

We purchased this property from an unaffiliated third party. Our total acquisition cost was approximately \$13,750,000. This amount may increase by additional costs which have not yet been finally determined. We expect any additional costs to be insignificant. Our acquisition cost was approximately \$207 per square foot of leasable space.

We purchased this property with our own funds. On September 30, 2004, we obtained financing in the amount of \$7,561,700. The loan requires interest only payments at an annual rate of 4.96% and matures in October 2009.

We do not intend to make significant repairs and improvements to this property over the next few years. However, if we were to make any repairs or improvements, the tenants would be obligated to pay a substantial portion of any monies spent pursuant to the provisions of their respective leases.

One tenant, Publix, will lease more than 10% of the total gross leasable area of the property. The lease with this tenant requires the tenant to pay base annual rent on a monthly basis as follows:

| Lessee | Approximate GLA Leased (Sq. Ft.) | % of Total GLA | Base Rent Per Square Foot Per Annum (\$) | Beginni |
|--------|--|-------------------|---|---------|
| Publix | 44,271 | 67 | 10.95 | 05/04 |

For federal income tax purposes, the depreciable basis in this property will be approximately \$10,312,000. When we calculate depreciation expense for tax purposes, we will use the straight-line method. We depreciate buildings and improvements based upon estimated useful lives of 40 and 20 years, respectively.

The Village Shoppes at Simonton was newly constructed in 2004. As of December 1, 2004, this property was 87% occupied with a total of 58,015 square feet leased to ten tenants. The following table sets forth certain information with respect to those leases:

Edgar Filing: INLAND WESTERN RETAIL REAL ESTATE TRUST INC - Form POS AM

| Lessee | Approximate GLA Leased (Sq. Ft.) | Lease Ends | Renewal Options | Current Annual Rent (\$) |
|-------------------------------|--|---------------|--------------------|--------------------------------|
| Subway Real Estate Corp. | 1,400 | 04/09 | 3/5 yr. | 32,900 |
| Dollar Store | 2,644 | 06/09 | 1/5 yr. | 60,812 |
| World Dry Cleaners | 1,500 | 07/09 | 1/5 yr. | 42,000 |
| Pak Mail Center | 1,400 | 07/09 | 1/5 yr. | 35,000 |
| Cummings Nails and Tanning | 1,200 | 07/09 | 1/5 yr. | 30,000 |
| New China | 1,400 | 07/09 | 1/5 yr. | 32,200 |
| Supercuts | 1,400 | 08/09 | 1/5 yr. | 33,600 |
| Apex Beauty Supply | 1,400 | 10/09 | - | 35,000 |
| Pizza Hut of America | 1,400 | 07/10 | - | 32,900 |
| Publix | 44,271 | 05/24 | 1/5 yr. | 484,767 |

In general, each tenant will pay its proportionate share of real estate taxes, insurance and common area maintenance costs, although the leases with some tenants may provide that the tenant's liability for such expenses is limited in some way, usually so that their liability for such expenses does not exceed a specified amount.

REISTERSTOWN ROAD PLAZA, BALTIMORE, MARYLAND

We entered into a joint venture agreement with the current owners of an existing shopping center known as Reisterstown Road Plaza, containing 779,047 gross leasable square feet. The center is located at 6500-6512 Reisterstown Road, Baltimore, Maryland.

We entered into a joint venture agreement with the current owners of this property, who are unaffiliated third parties. We made a capital contribution in the amount of \$88,500,000 to this joint venture and received an equity interest representing a majority ownership and operating control of this joint venture.

We made our capital contribution to the joint venture with our own funds. On August 11, 2004, we obtained financing in the amount of \$49,650,000. The loan requires interest only payments at an annual rate of 5.30% and matures September 2009. Through additional joint ventures, the joint venture partners may acquire additional properties, which would be managed by our joint venture partner.

We do not intend to make significant repairs and improvements to this property over the next few years. However, if we were to make any repairs or improvements, the tenants would be obligated to pay a substantial portion of any monies spent pursuant to the provisions of their respective leases.

Three tenants, Home Depot, Public Safety Service and National Wholesale Liquidators, each lease more than 10% of the total gross leasable area of the property. The leases with these tenants require the tenants to pay base annual rent on a monthly basis as follows:

| Lessee | Approximate GLA Leased (Sq. Ft.) | % of Total GLA | Base Rent Per Square Foot Per Annum (\$) | Begi |
|------------|--|----------------------|--|------|
| Home Depot | 115,289 | 15 | 5.20 | 11 |

| Lessee | Approximate GLA Leased (Sq.Ft.) | % of Total GLA | Base Rent Per Square Foot Per Annum (\$) | Be |
|--------------------------------|---------------------------------------|----------------------|--|----|
| Public Safety Service | 107,705 | 14 | 12.00 | 0 |
| National Wholesale Liquidators | 91,129 | 12 | 4.00 | 0 |

For federal income tax purposes, the depreciable basis in this property will be approximately \$66,375,000. When we calculate depreciation expense for tax purposes, we will use the straight-line method. We depreciate buildings and improvements based upon estimated useful lives of 40 and 20 years, respectively.

Reisterstown Road Plaza was built in 1986 and renovated in 2004. As of December 1, 2004, this property was 93% occupied, with a total 729,559 square feet leased to 75 tenants. The following table sets forth certain information with respect to those leases:

| Lessee | Approximate GLA Leased (Sq. Ft.) | Lease Ends | Renewal Options | Current Annual Rent (\$) |
|--|--|--------------------|--------------------|--------------------------------|
| African Art and Craft | 222 | Month-to- Month | | 10,800 |
| Shingar | 2,250 | 09/04 | | 41,333 |
| Fragrance Galore | 225 | 12/04 | - | 7,200 |
| Perfumery International, Inc. | 200 | 01/05 | - | 16,000 |
| Injury Treatment Center | 3,501 | 03/05 | - | 50,660 |
| Hip Hop One Stop | 283 | 06/05 | - | 10,800 |
| Baltimore City Community College (BCCC) | 14,620 | 05/06 | 2/5 yr. | 189,329 |
| Royal Gems & Jewelry | 330 | 09/06 | - | 14,190 |
| Time and More | 787 | 09/06 | - | 13,757 |
| Changes | 4,500 | 09/06 | - | 28,176 |
| Burlington Coat Factory | 60,000 | 10/06 | - | 330,000 |
| Gifts and Balloons | 238 | 12/06 | - | 12,000 |
| Avenue | 5,000 | 01/07 | - | 71,250 |
| Popeyes | 3,523 | 01/07 | 2/5 yr. | 59,891 |
| Bank of America | 5,250 | 01/07 | - | 77,976 |
| Payless Shoesource | 4,985 | 07/07 | - | 43,519 |
| Sally Beauty Supply | 1,500 | 11/07 | - | 27,000 |
| Power Gamer | 1,902 | 12/07 | - | 31,954 |
| Nuvo | 2,017 | 12/07 | - | 25,213 |
| Furniture Palace | 39,243 | 12/07 | - | 247,231 |
| Accent Hair | 1,690 | 01/08 | - | 36,558 |
| Rent-A-Center | 4,300 | 01/08 | 1/5 yr. | 73,100 |
| Juvenile Justice | 7,291 | 01/08 | 1/5 yr. | 98,428 |
| Revelations Shoe Shop | 845 | 03/08 | - | 11,314 |
| Jackson Hewitt Tax Service | 1,217 | 04/08 | 1/5 yr. | 30,425 |

Edgar Filing: INLAND WESTERN RETAIL REAL ESTATE TRUST INC - Form POS AM

182

| Lessee | Approximate GLA Leased (Sq. Ft.) | Lease Ends | Renewal Options | Current Annual Rent (\$) |
|-----------------------------------|--|---------------|--------------------|--------------------------------|
| Gallo | 5,000 | 04/08 | - | 42,790 |
| Vogue Hair Supply | 1,050 | 05/08 | | 20,066 |
| Park West Medical | 7,646 | 06/08 | - | 92,229 |
| Thai Delight | 588 | 08/08 | | 18,346 |
| Economy Shoes | 3,293 | 09/08 | 2/5 yr. | 32,930 |
| Vital Records | 11,500 | 11/08 | 1/5 yr. | 154,675 |
| Sepia Sand & Sable | 1,267 | 12/08 | | 20,880 |
| Shoe Crazy | 4,655 | 02/09 | - | 93,100 |
| An Angel's Touch | 1,598 | 02/09 | - | 19,751 |
| Board of Nursing | 15,232 | 02/09 | | 195,731 |
| Dollar City | 5,181 | 04/09 | - | 51,810 |
| Curves For Women | 1,600 | 06/09 | - | 22,400 |
| His and Hers | 3,478 | 06/09 | 1/5 yr. | 76,516 |
| The Great Cookie | 751 | 06/09 | 1/5 yr. | 14,344 |
| Chic Nails | 839 | 08/09 | 1/5 yr. | 18,668 |
| New Direction Barber Shop | 1,086 | 10/09 | | 23,653 |
| Gold Lagoon | 839 | 03/10 | - | 13,827 |
| Provident Bank | 2,593 | 11/10 | - | 57,046 |
| National Wholesale Liquidators | 91,314 | 01/11 | 6/5 yr. | 365,256 |
| Public Safety Service | 107,705 | 04/11 | | 1,292,400 |
| Household Finance | 2,476 | 07/11 | 1/5 yr. | 71,185 |
| Subway | 250 | 05/12 | - | 27,000 |
| Beauty Vision | 2,184 | 07/12 | | 33,852 |
| All Eyes | 1,857 | 07/12 | - | 29,545 |
| Plaza Podiatry | 1,964 | 08/12 | - | 39,280 |
| DHMN State (BCCC) | 23,250 | 10/12 | | 290,625 |
| Mattress Warehouse | 4,000 | 11/12 | 2/5 yr. | 76,000 |
| Mall Spirits | 2,236 | 01/13 | | 27,637 |
| Footlocker | 3,000 | 03/13 | - | 54,000 |
| Square Circle | 651 | 03/13 | 1/5 yr. | 10,416 |
| K's Alterations | 500 | 03/13 | - | 15,750 |
| Cobblers And Cleaners | 1,374 | 04/13 | - | 27,480 |
| Social Security Administration | 14,885 | 07/13 | | 145,873 |
| Evergreen Cafe | 835 | 07/13 | - | 26,052 |
| Sausage Plus | 386 | 07/13 | - | 8,747 |
| Steak Busters | 813 | 07/13 | | 32,520 |
| Harbor City Bake Shop | 1,061 | 07/13 | - | 26,483 |
| Blackstone Men's Wear | 3,540 | 07/13 | | 46,020 |
| Lot Stores | 5,500 | 08/13 | 2/5 yr. | 34,678 |
| Pick-A-Pretzel | 318 | 07/13 | - | 8,268 |
| Burgundy Park Seafood | 544 | 07/13 | - | 26,895 |
| Total Health Center | 1,050 | 09/13 | | 15,750 |
| Metro II | 1,453 | 10/13 | | 23,528 |
| Shoe City | 6,740 | 01/14 | 3/5 yr. | 90,000 |

183

Edgar Filing: INLAND WESTERN RETAIL REAL ESTATE TRUST INC - Form POS AM

| Lessee | Approximate GLA Leased (Sq. Ft.) | Lease Ends | Renewal Options | Current Annual Rent (\$) |
|---|--|---------------|--------------------|--------------------------------|
| Marshalls | 28,500 | 04/14 | 3/5 yr. | 299,250 |
| Original Mamma Lucia | 1,695 | 05/14 | | 59,325 |
| Baltimore City Community College WBJC Radio Station | 5,010 | 06/14 | | 64,629 |
| Applebee's Neighborhood Grill & Bar | 6,000 | 02/18 | 3/5 yr. | 88,020 |
| Giant | 59,064 | 07/29 | 6/5 yr. | 1,004,088 |
| Home Depot | 115,289 | 01/33 | 6/5 yr. | 600,000 |

In general, each tenant will pay its proportionate share of real estate taxes, insurance and common area maintenance costs, although the leases with some tenants may provide that the tenant's liability for such expenses is limited in some way, usually so that their liability for such expenses does not exceed a specified amount.

WAL-MART SUPERCENTER, JONESBORO, ARKANSAS

We purchased an existing freestanding retail center known as Wal-Mart Supercenter, containing 149,704 gross leasable square feet. The center is located at 1911 West Parker Road in Jonesboro, Arkansas.

We purchased this property from an unaffiliated third party. Our total acquisition cost was approximately \$11,071,000. This amount may increase by additional costs which have not yet been finally determined. We expect any additional costs to be insignificant. Our acquisition cost was approximately \$74 per square foot of leasable space.

We purchased this property with our own funds. On August 6, 2004, we obtained financing in the amount of \$6,088,500. The loan requires interest only payments at an annual rate of 5.085% and matures September 2009.

We do not intend to make significant repairs and improvements to this property over the next few years. However, if we were to make any repairs or improvements, the tenants would be obligated to pay a substantial portion of any monies spent pursuant to the provisions of their respective leases.

One tenant, Wal-Mart Supercenter, will lease 100% of the total gross leasable area of the property. The lease with this tenant requires the tenant to pay base annual rent on a monthly basis as follows:

| Lessee | Approximate GLA Leased (Sq. Ft.) | % of Total GLA | Current Annual Rent (\$) | Base Rent Per Square Foot Per Annum (\$) | Renewal Options |
|-------------------------|--|----------------------|--------------------------------|---|--------------------|
| Wal-Mart Supercenter | 149,704 | 100 | 808,402 | 5.40 | 5/5 yr. |

For federal income tax purposes, the depreciable basis in this property will be approximately \$8,303,000. When we calculate depreciation expense for tax purposes, we will use the straight-line method. We depreciate buildings and improvements based upon estimated useful lives of 40 and 20 years, respectively.

ACADEMY SPORTS & OUTDOORS, HOUMA, LOUISIANA

We purchased a newly constructed freestanding retail center known as Academy Sports & Outdoors, containing 60,001 gross leasable square feet. The center is located at 1777 Martin Luther King Boulevard in Houma, Louisiana.

We purchased this property from an unaffiliated third party. Our total acquisition cost was approximately \$5,250,000. This amount may increase by additional costs which have not yet been finally determined. We expect any additional costs to be insignificant. Our acquisition cost was approximately \$88 per square foot of leasable space.

We purchased this property with our own funds. On August 4, 2004, we obtained financing for this property in the amount of \$2,920,000. The loan requires interest only payments at an annual rate of 5.12% and matures September 2009.

We do not intend to make significant repairs and improvements to this property over the next few years. However, if we were to make any repairs or improvements, the tenants would be obligated to pay a substantial portion of any monies spent pursuant to the provisions of their respective leases.

One tenant, Academy Sports & Outdoors, will lease 100% of the total gross leasable area of the property. The lease term will be determined in accordance with the tenant's commencement date. The lease with this tenant requires the tenant to pay base annual rent on a monthly basis as follows:

| Lessee | Approximate GLA Leased (Sq. Ft.) | % of Total GLA | Current Annual Rent (\$) | Base Rent Per Square Foot Per Annum (\$) | Renewal Options |
|------------------------------|--|----------------------|--------------------------------|---|--------------------|
| Academy Sports & Outdoors | 60,001 | 100 | 420,000 | 7.00 7.70 | 4/5 yr. |

For federal income tax purposes, the depreciable basis in this property will be approximately \$3,937,000. When we calculate depreciation expense for tax purposes, we will use the straight-line method. We depreciate buildings and improvements based upon estimated useful lives of 40 and 20 years, respectively.

FORKS TOWN CENTER, EASTON, PENNSYLVANIA

We purchased an existing shopping center known as Forks Town Center, containing 92,660 gross leasable square feet (which includes 5,100 square feet of ground lease space). The center is located at 301 Town Center Boulevard in Easton, Pennsylvania.

We purchased this property from an unaffiliated third party. Our total acquisition cost was approximately \$18,198,700. This amount may increase by

Edgar Filing: INLAND WESTERN RETAIL REAL ESTATE TRUST INC - Form POS AM

additional costs which have not yet been finally determined. We expect any additional costs to be insignificant. Our acquisition cost was approximately \$196 per square foot of leasable space.

185

We purchased this property with our own funds. On August 13, 2004, we obtained financing in the amount of \$10,395,000. The loan requires interest only payments at an annual rate of 4.97% and matures August 2009.

We do not intend to make significant repairs and improvements to this property over the next few years. However, if we were to make any repairs or improvements, the tenants would be obligated to pay a substantial portion of any monies spent pursuant to the provisions of their respective leases.

One tenant, Giant Food Stores, leases more than 10% of the total gross leasable area of the property. The lease with this tenant requires the tenant to pay base annual rent on a monthly basis as follows:

| Lessee | Approximate GLA Leased (Sq. Ft.) | % of Total GLA | Base Rent Per Square Foot Per Annum (\$) | Beg |
|-------------------|--|----------------------|--|-------------|
| Giant Food Stores | 54,300 | 59 | 16.04 17.04 18.04 | 0 0 0 |

For federal income tax purposes, the depreciable basis in this property will be approximately \$13,649,000. When we calculate depreciation expense for tax purposes, we will use the straight-line method. We depreciate buildings and improvements based upon estimated useful lives of 40 and 20 years, respectively.

Forks Town Center was built in 2002. As of December 1, 2004, this property was 96% occupied, with a total 88,660 square feet leased to 14 tenants and ground lease space leased to two tenants. The following table sets forth certain information with respect to those leases:

| Lessee | Approximate GLA Leased (Sq. Ft.) | Lease Ends | Renewal Options | Current Annual Rent (\$) |
|-------------------------|--|---------------|--------------------|-----------------------------|
| H & R Block | 1,600 | 04/06 | 1/3 yr. | 30,400 |
| Holiday Hair | 1,600 | 08/07 | - | 33,600 |
| Movie Gallery | 3,200 | 08/07 | 3/5 yr. | 44,800 |
| Something Different | 1,600 | 10/07 | 1/5 yr. | 32,000 |
| Subway | 1,600 | 11/07 | 1/5 yr. | 28,800 |
| Vista Bank United Trust | 2,500 | 12/07 | 3/5 yr. | 50,000 |
| Hollywood Tans | 2,400 | 02/08 | 1/5 yr. | 49,416 |
| PL Nails | 1,200 | 04/08 | 1/5 yr. | 21,600 |
| China Moon | 3,200 | 04/08 | 1/5 yr. | 48,000 |
| D & J Cleaners | 1,200 | 11/08 | 1/5 yr. | 19,200 |
| Data Danz Wireless | 1,360 | 03/09 | - | 20,400 |
| Foxes Hallmark | 5,400 | 02/10 | 2/5 yr. | 129,600 |
| Catanzaretti's Pizza | 2,400 | 08/12 | - | 43,200 |

Edgar Filing: INLAND WESTERN RETAIL REAL ESTATE TRUST INC - Form POS AM

Giant Food Stores 54,300 01/23 8/5 yr. 870,972

186

| Lessee | Approximate GLA Leased (Sq. Ft.) | Lease Ends | Renewal Options | Current Annual Rent (\$) |
|-------------------------------------|--|---------------|----------------------|-----------------------------|
| Giant Gas Station (Ground Lease) | 2,400 | 01/23 | 8/5 yr. | 12,500 |
| Dunkin Donuts (Ground Lease) | 2,700 | 08/13 | 3/5 yr. & 1/4 yr. | 40,000 |

In general, each tenant will pay its proportionate share of real estate taxes, insurance and common area maintenance costs, although the leases with some tenants may provide that the tenant's liability for such expenses is limited in some way, usually so that their liability for such expenses does not exceed a specified amount.

PLAZA AT MARYSVILLE, MARYSVILLE, WASHINGTON

We purchased an existing shopping center known as Plaza at Marysville, containing 115,656 gross leasable square feet and one ground lease space. The center is located at State Avenue and Grove Street, in Marysville, Washington.

We purchased this property from an unaffiliated third party. Our total acquisition cost was approximately \$21,266,000. This amount may increase by additional costs which have not yet been finally determined. We expect any additional costs to be insignificant. Our acquisition cost was approximately \$184 per square foot of leasable space.

We purchased this property with our own funds. On July 30, 2004, we obtained financing in the amount of \$11,800,000. The loan requires interest only payments at an annual rate of 5.085% and matures August 2009.

We do not intend to make significant repairs and improvements to this property over the next few years. However, if we were to make any repairs or improvements, the tenants would be obligated to pay a substantial portion of any monies spent pursuant to the provisions of their respective leases.

One tenant, Safeway, leases more than 10% of the total gross leasable area of the property. The lease with this tenant requires the tenant to pay base annual rent on a monthly basis as follows:

| Lessee | Approximate GLA Leased (Sq. Ft.) | % of Total GLA | Base Rent Per Square Foot Per Annum (\$) | Beg |
|---------|--|----------------------|--|-----|
| Safeway | 53,850 | 47 | 11.00 | 0 |

For federal income tax purposes, the depreciable basis in this property

Edgar Filing: INLAND WESTERN RETAIL REAL ESTATE TRUST INC - Form POS AM

will be approximately \$15,950,000. When we calculate depreciation expense for tax purposes, we will use the straight-line method. We depreciate buildings and improvements based upon estimated useful lives of 40 and 20 years, respectively.

Plaza at Marysville was built in 1995. As of December 1, 2004, this property was 95% occupied, with a total 110,356 square feet leased to 24 tenants and one ground lease space. The following table sets forth certain information with respect to those leases:

187

| Lessee | Approximate GLA Leased (Sq. Ft.) | Lease Ends | Renewal Options | Current Annual Re (\$) |
|-------------------------------------|--|------------|--------------------|------------------------------|
| Alderwood Auto Glass | 1,500 | 07/05 | - | 20,112 |
| Northwest Credit Union | 1,300 | 11/05 | 1/2 yr. | 25,350 |
| Supercuts | 1,300 | 11/05 | 2/5 yr. | 24,696 |
| GNC | 1,422 | 01/06 | - | 25,344 |
| Marysville Daycare | 7,345 | 01/06 | - | 97,321 |
| Alta's Pet Gallery | 3,375 | 05/06 | 1/5 yr. | 45,563 |
| Papa Murphy's | 1,300 | 07/06 | 1/5 yr. | 26,004 |
| Safeway District Office | 901 | 07/06 | 2/5 yr. | 12,468 |
| Mail Box Junction | 904 | 09/06 | - | 17,176 |
| Alpha Denture Clinic | 904 | 10/06 | - | 17,172 |
| Hi-Tek Nails | 863 | 11/06 | 1/5 yr. | 18,120 |
| Play It Again Sports | 3,000 | 11/06 | 1/5 yr. | 50,720 |
| Fowlds Cleaners | 1,500 | 12/06 | 1/5 yr. | 24,000 |
| Sally Beauty Supplies | 1,300 | 01/07 | 1/5 yr. | 24,696 |
| The Everett Clinic | 1,200 | 03/07 | - | 24,600 |
| Cigar Land | 1,050 | 03/07 | 1/5 yr. | 22,281 |
| Check into Cash | 1,546 | 07/07 | 1/3 yr. | 30,920 |
| Edward Jones | 1,500 | 07/08 | 1/5 yr. | 27,750 |
| Rent-A-Center | 3,961 | 09/08 | - | 51,492 |
| The Sun Factory | 1,803 | 09/08 | 1/5 yr. | 32,454 |
| Hollywood Video | 6,540 | 07/09 | 2/5 yr. | 110,363 |
| Party City | 7,992 | 01/10 | 2/5 yr. | 107,892 |
| Safeway Fuel Site (Ground Lease) | N/A | 07/11 | 10/5 yr. | 50,000 |
| Home Street Bank | 4,000 | 12/20 | - | 80,004 |
| Safeway | 53,850 | 07/21 | 8/5 yr. | 592,356 |

In general, each tenant will pay its proportionate share of real estate taxes, insurance and common area maintenance costs, although the leases with some tenants may provide that the tenant's liability for such expenses is limited in some way, usually so that their liability for such expenses does not exceed a specified amount.

WRANGLER COMPANY, WESTERN HEADQUARTERS AND DISTRIBUTION FACILITY, EL PASO, TEXAS

We purchased an existing freestanding office and distribution center leased to Wrangler Company, containing 316,800 gross leasable square feet. The center is located at 12173 Rojas Drive in El Paso, Texas.

We purchased this property from an unaffiliated third party. Our total acquisition cost was approximately \$18,476,800. This amount may increase by

Edgar Filing: INLAND WESTERN RETAIL REAL ESTATE TRUST INC - Form POS AM

additional costs which have not yet been finally determined. We expect any additional costs to be insignificant. Our acquisition cost was approximately \$58 per square foot of leasable space.

We purchased this property with our own funds. On July 26, 2004, we obtained financing in the amount of \$11,300,000. The loan requires interest only payments at an annual rate of 5.09% and matures August 2034.

188

We do not intend to make significant repairs and improvements to this property over the next few years. However, if we were to make any repairs or improvements, the tenants would be obligated to pay a substantial portion of any monies spent pursuant to the provisions of their respective leases.

One tenant, Wrangler Company, will lease 100% of the total gross leasable area of the property. The lease with this tenant requires the tenant to pay base annual rent on a monthly basis as follows:

| Lessee | Approximate GLA Leased (Sq. Ft.) | % of Total GLA | Current Annual Rent (\$) | Base Rent Per Square Foot Per Annum (\$) | Renewal Options |
|---------------------|--|----------------------|--------------------------------|---|--------------------|
| Wrangler Company | 316,800 | 100 | 1,504,800 | 4.75 | 3/7 yr. |

For federal income tax purposes, the depreciable basis in this property will be approximately \$13,858,000. When we calculate depreciation expense for tax purposes, we will use the straight-line method. We depreciate buildings and improvements based upon estimated useful lives of 40 and 20 years, respectively.

GATEWAY PLAZA SHOPPING CENTER, SOUTHLAKE, TEXAS

We purchased an existing shopping center known as Gateway Plaza Shopping Center, containing 358,091 gross leasable square feet (which includes 87,423 square feet of ground lease space). The center is located on State Highway 114 and Southlake Boulevard, in Southlake, Texas.

We purchased this property from an unaffiliated third party. Our total acquisition cost was approximately \$33,025,000. This amount may increase by additional costs which have not yet been finally determined. We expect any additional costs to be insignificant. Our acquisition cost was approximately \$92 per square foot of leasable space.

We purchased this property with our own funds. On September 1, 2004, we obtained financing in the amount of \$18,163,000. The loan requires interest only payments at an annual rate of 5.10% and matures in August 2009.

We do not intend to make significant repairs and improvements to this property over the next few years. However, if we were to make any repairs or improvements, the tenants would be obligated to pay a substantial portion of any monies spent pursuant to the provisions of their respective leases.

One tenant, Kohl's, leases more than 10% of the total gross leasable area of the property. The lease with this tenant requires the tenant to pay base annual rent on a monthly basis as follows:

Edgar Filing: INLAND WESTERN RETAIL REAL ESTATE TRUST INC - Form POS AM

| Lessee | Approximate GLA Leased (Sq. Ft.) | % of Total GLA | Base Rent Per Square Foot Per Annum (\$) | Begin |
|---------|--|----------------------|--|-------|
| Kohl's* | 87,423 | 24 | N/A | 0 |

* Ground Lease

For federal income tax purposes, the depreciable basis in this property will be approximately \$24,769,000. When we calculate depreciation expense for tax purposes, we will use the straight-line

189

method. We depreciate buildings and improvements based upon estimated useful lives of 40 and 20 years, respectively.

Gateway Plaza Shopping Center was built in 2000. As of December 1, 2004, this property was 93% occupied, with a total 334,030 square feet leased to 25 tenants and one ground lease tenant. The following table sets forth certain information with respect to those leases:

| Lessee | Approximate GLA Leased (Sq. Ft.) | Lease Ends | Renewal Options | Current Annual Rent (\$) |
|-------------------------------|--|---------------|--------------------|-----------------------------|
| Cool Cuts for Kids | 1,194 | 09/05 | 1/5 yr. | 28,656 |
| Old Navy | 25,000 | 09/05 | 3/5 yr. | 225,000 |
| Mattress Firm | 4,008 | 09/05 | 2/5 yr. | 88,176 |
| Rack Room | 7,996 | 09/05 | 2/5 yr. | 147,926 |
| Carpet Mills of America | 3,493 | 11/05 | 1/5 yr. | 76,846 |
| Dress Barn | 8,127 | 12/05 | 3/5 yr. | 121,905 |
| Baker Brothers | 3,000 | 12/05 | - | 75,000 |
| Calico Corners | 5,278 | 12/05 | 2/5 yr. | 126,672 |
| Chipotle Mexican Grill | 2,432 | 12/05 | 3/5 yr. | 59,025 |
| Fitness Headquarters | 2,500 | 01/06 | 2/5 yr. | 62,500 |
| Home Theater Store | 6,000 | 02/08 | 1/6 mo. | 156,000 |
| Shogun Sushi | 4,253 | 05/09 | 2/5 yr. | 114,831 |
| Bassett Furniture | 10,200 | 07/09 | 2/5 yr. | 98,124 |
| Michaels | 23,428 | 02/10 | 4/5 yr. | 257,708 |
| T.J. Maxx | 30,600 | 08/10 | 3/5 yr. | 267,750 |
| Ultra Cosmetics & Salon | 11,250 | 10/10 | 3/5 yr. | 202,500 |
| Thomasville Home Furniture | 18,615 | 12/10 | 2/5 yr. | 252,792 |
| Bed Bath & Beyond | 30,000 | 01/11 | 4/5 yr. | 330,000 |
| Anamia's Tex-Mex | 5,058 | 02/11 | 2/5 yr. | 126,450 |
| Aaron Brothers Art & Frame | 6,500 | 02/11 | 2/5 yr. | 143,000 |
| Starbucks | 1,830 | 03/11 | 2/5 yr. | 54,900 |
| Pearle Vision | 3,027 | 10/12 | 2/5 yr. | 71,437 |
| Zales | 3,587 | 11/13 | 3/5 yr. | 60,979 |
| OfficeMax | 23,801 | 01/16 | 4/5 yr. | 261,250 |
| Bank of America | 5,430 | 12/20 | 3/5 yr. | 190,000 |

Edgar Filing: INLAND WESTERN RETAIL REAL ESTATE TRUST INC - Form POS AM

Kohl's (Ground Lease) 87,423 01/21 6/5 yr. 502,187

In general, each tenant will pay its proportionate share of real estate taxes, insurance and common area maintenance costs, although the leases with some tenants may provide that the tenant's liability for such expenses is limited in some way, usually so that their liability for such expenses does not exceed a specified amount.

WAL-MART SUPERCENTER, BLYTHEVILLE, ARKANSAS

We purchased an existing retail store known as Wal-Mart Supercenter, containing 183,047 gross leasable square feet. The store is located at 3700 Highway 18, in Blytheville, Arkansas.

190

We purchased this property from an unaffiliated third party. Our total acquisition cost was approximately \$13,248,000. This amount may increase by additional costs which have not yet been finally determined. We expect any additional costs to be insignificant. Our acquisition cost was approximately \$72 per square foot of leasable space.

We purchased this property with our own funds. On August 31, 2004, we obtained financing in the amount of \$7,100,000. The loan requires interest only payments at an annual rate of 4.39% and matures in September 2009.

We do not intend to make significant repairs and improvements to this property over the next few years. However, if we were to make any repairs or improvements, the tenants would be obligated to pay a substantial portion of any monies spent pursuant to the provisions of their respective leases.

One tenant, Wal-Mart Supercenter, leases 100% of the total gross leasable area of the property. The lease with this tenant requires the tenant to pay base annual rent on a monthly basis as follows:

| Lessee | Approximate GLA Leased (Sq. Ft.) | % of Total GLA | Current Annual Rent (\$) | Base Rent Per Square Foot Per Annum (\$) | Renewal Options |
|----------------------|--|----------------------|--------------------------------|--|--------------------|
| Wal-Mart Supercenter | 183,047 | 100 | 902,422 | 4.93 | 6/5 yr. |

For federal income tax purposes, the depreciable basis in this property will be approximately \$9,701,000. When we calculate depreciation expense for tax purposes, we will use the straight-line method. We depreciate buildings and improvements based upon estimated useful lives of 40 and 20 years, respectively.

GATEWAY VILLAGE, ANNAPOLIS, MARYLAND

We entered into a joint venture agreement with the current owners of an existing shopping center known as Gateway Village, containing 273,788 gross leasable square feet. The center is located at Housley Road and Defense Highway in Annapolis, Maryland.

Edgar Filing: INLAND WESTERN RETAIL REAL ESTATE TRUST INC - Form POS AM

We entered into a joint venture agreement with the current owners of this property who are unaffiliated third parties. We made a capital contribution in the amount of \$49,513,455 to this joint venture and received an equity interest representing a majority ownership and operating control of this joint venture.

We made our capital contribution to the joint venture with our own funds. On July 21, 2004, we obtained financing in the form of two loans totaling \$31,458,000. The first loan requires interest only payments on \$27,233,000 at an annual rate of the three month LIBOR Rate and 113 basis points and matures July 2009. The second loan requires interest only payments on \$4,225,000 at an annual interest rate of the three month LIBOR Rate and 200 basis points and matures August 2005. Through additional joint ventures, the joint venture partners may acquire additional properties, which would be managed by our joint venture partner.

191

Three tenants, Safeway, Burlington Coat Factory and Best Buy, each lease more than 10% of the total gross leasable area of the property. The leases with these tenants require the tenants to pay base annual rent on a monthly basis as follows:

| Lessee | Approximate GLA Leased (Sq. Ft.) | % of Total GLA | Base Rent Per Square Foot Per Annum (\$) | Beg |
|-------------------------|--|----------------------|--|-------------|
| Safeway | 53,000 | 19 | 10.00 | 0 |
| Burlington Coat Factory | 68,400 | 25 | 6.00 6.29 | 0 0 |
| Best Buy | 58,000 | 21 | 16.00 17.00 18.00 | 0 0 0 |

For federal income tax purposes, the depreciable basis in this property will be approximately \$37,135,000. When we calculate depreciation expense for tax purposes, we will use the straight-line method. We depreciate buildings and improvements based upon estimated useful lives of 40 and 20 years, respectively.

Gateway Village was built in 1996. As of December 1, 2004, this property was 96% occupied, with a total 261,807 square feet leased to 14 tenants. The following table sets forth certain information with respect to those leases:

| Lessee | Approximate GLA Leased (Sq. Ft.) | Lease Ends | Renewal Options | Current Annual Rent (\$) |
|---------------------|--|---------------|--------------------|--------------------------------|
| Big Screen Store | 3,525 | 10/05 | 2/5 yr. | 88,125 |
| Career Partners | 1,600 | 02/06 | 1/5 yr. | 36,716 |
| Chesapeake Open MRI | 3,000 | 04/06 | 1/5 yr. | 72,120 |
| Annapolis Hair | 6,400 | 03/07 | - | 95,155 |
| US Army | 2,877 | 04/07 | 1/1 yr. | 63,294 |

Edgar Filing: INLAND WESTERN RETAIL REAL ESTATE TRUST INC - Form POS AM

| | | | | |
|-------------------------|--------|----------|---------|---------|
| Standard Carpet | 3,975 | 08/07 | 1/5 yr. | 113,279 |
| Burlington Coat Factory | 68,400 | 02/09 | 4/5 yr. | 430,543 |
| Jenny Craig | 3,200 | 03/09 | 1/5 yr. | 51,200 |
| Best Buy | 58,000 | 04/11 | 3/5 yr. | 986,000 |
| Staples | 24,491 | 08/11 | 3/5 yr. | 404,101 |
| Sakura | 4,600 | 12/11 | 2/5 yr. | 82,800 |
| PETsMART | 25,416 | 01/12 | 5/5 yr. | 419,364 |
| Safeway | 53,000 | 06/22 | 6/5 yr. | 530,000 |
| Beneficial Maryland | 3,323 | Month- | - | 63,137 |
| | | to-Month | | |

In general, each tenant will pay its proportionate share of real estate taxes, insurance and common area maintenance costs, although the leases with some tenants may provide that the tenant's liability for such expenses is limited in some way, usually so that their liability for such expenses does not exceed a specified amount.

192

TOWSON CIRCLE, TOWSON, MARYLAND

We entered into a joint venture agreement with the current owners of an existing shopping center known as Towson Circle, containing 116,119 gross leasable square feet of which 40,060 is a ground lease. The center is located at York, Dulaney Valley and Joppa Roads, in Towson, Maryland.

We entered into a joint venture agreement with the current owners of this property, who are unaffiliated third parties. We made a capital contribution in the amount of \$28,450,000 to this joint venture and received an equity interest representing a majority ownership and operating control of this joint venture.

We made our capital contribution to the joint venture with our own funds. On July 21, 2004, we obtained financing in the form of two loans totaling \$19,197,500. The first loan requires interest only payments on \$15,647,500 at an annual rate of 5.10% and matures July 2009. The second loan requires interest only payments on \$3,550,000 at an annual rate of 3.60% for the first ninety days and thereafter at the three month LIBOR Rate and 200 basis points. The loan matures August 2005. Through additional joint ventures, the joint venture partners may acquire additional properties, which would be managed by our joint venture partner.

We do not intend to make significant repairs and improvements to this property over the next few years. However, if we were to make any repairs or improvements, the tenants would be obligated to pay a substantial portion of any monies spent pursuant to the provisions of their respective leases.

Four tenants, Barnes & Noble, Trader Joe's East, Bally Total Fitness and Pier 1 Imports, each lease more than 10% of the total gross leasable area of the property. The leases with these tenants require the tenants to pay base annual rent on a monthly basis as follows:

| Lessee | Approximate GLA Leased (Sq. Ft.) | % of Total GLA | Base Rent Per Square Foot Per Annum (\$) | Beg |
|-------------------------------|--|----------------------|--|-----|
| ----- | | | | |
| Barnes & Noble (Ground Lease) | 31,222 | 27 | 20.42 | 1 |

Edgar Filing: INLAND WESTERN RETAIL REAL ESTATE TRUST INC - Form POS AM

| | | | | |
|---------------------|--------|----|-------------------------|-------------|
| Trader Joe's East | 11,875 | 10 | * | 0 |
| Bally Total Fitness | 21,713 | 19 | 20.50 21.50 22.50 | 1 0 0 |
| Pier 1 Imports | 12,252 | 10 | 17.06 19.62 | 1 0 |

* This tenant's lease requires payment of percentage rent only on a monthly basis.

For federal income tax purposes, the depreciable basis in this property will be approximately \$21,338,000. When we calculate depreciation expense for tax purposes, we will use the straight-line method. We depreciate buildings and improvements based upon estimated useful lives of 40 and 20 years, respectively.

Towson Circle was built in 1998. As of December 1, 2004, this property was 92% occupied, with a total 106,374 square feet leased to ten tenants and two ground lease tenants. The following table sets forth certain information with respect to those leases:

193

| Lessee | Approximate GLA Leased (Sq. Ft.) | Lease Ends | Renewal Options | Current Annual Rent (\$) |
|--|--|---------------|--------------------|--------------------------------|
| Mattress Discounters | 2,518 | 05/05 | 1/5 yr. | 62,950 |
| T-Mobile | 1,996 | 09/05 | 5/1 yr. | 53,916 |
| Hollywood Tanning System | 2,087 | 09/07 | 1/5 yr. | 55,352 |
| Nextel | 400 | 03/08 | 1/5 yr. | 24,720 |
| Sprint PCS | 3,128 | 11/08 | - | 86,250 |
| Pier 1 Imports | 12,252 | 12/08 | 2/5 yr. | 240,350 |
| Storehouse, Inc. | 6,345 | 09/09 | - | 170,681 |
| Country Curtains | 4,000 | 07/10 | 1/5 yr. | 80,000 |
| Trader Joe's East | 11,875 | 09/10 | 2/5 yr. | * |
| Barnes & Noble (Ground Lease) | 31,222 | 01/14 | 3/5 yr. | 637,553 |
| Bally Total Fitness | 21,713 | 12/14 | 2/5 yr. | 445,116 |
| Bahama Breeze Restaurant (Ground Lease) | 8,838 | 09/18 | 3/5 yr. | 238,336 |

* This tenant's lease requires payment of percentage rent only on a monthly basis.

In general, each tenant will pay its proportionate share of real estate taxes, insurance and common area maintenance costs, although the leases with some tenants may provide that the tenant's liability for such expenses is limited in some way, usually so that their liability for such expenses does not exceed a specified amount.

TOLLGATE MARKETPLACE, BEL AIR, MARYLAND

We entered into a joint venture agreement with the current owners of an existing shopping center known as Tollgate Marketplace, containing 392,587 gross

Edgar Filing: INLAND WESTERN RETAIL REAL ESTATE TRUST INC - Form POS AM

leasable square feet. The center is located at Route 24 and Route 1, in Bel Air, Maryland.

We entered into a joint venture agreement with the current owners of this property, who are unaffiliated third parties. We made a capital contribution in the amount of \$72,300,000 to this joint venture and received an equity interest representing a majority ownership and operating control of this joint venture.

We made our capital contribution to the joint venture with our own funds. On July 21, 2004, we obtained financing in the amount of \$39,765,000. The loan requires interest only payments at an annual rate of 2.80% for the first ninety days and thereafter at the three month LIBOR Rate and 120 basis points. The loan matures July 2009. Through additional joint ventures, the joint venture partners may acquire additional properties, which would be managed by our joint venture partner.

We do not intend to make significant repairs and improvements to this property over the next few years. However, if we were to make any repairs or improvements, the tenants would be obligated to pay a substantial portion of any monies spent pursuant to the provisions of their respective leases.

Two tenants, Giant Food and Jo Ann Fabrics, each lease more than 10% of the total gross leasable area of the property. The leases with these tenants require the tenants to pay base annual rent on a monthly basis as follows:

194

| Lessee | Approximate GLA Leased (Sq. Ft.) | % of Total GLA | Base Rent Per Square Foot Per Annum (\$) | Begin |
|----------------|--|----------------------|--|-------|
| Giant Food | 40,400 | 10 | 4.36 | 1 |
| Jo Ann Fabrics | 46,000 | 12 | 11.00 | 0 |

For federal income tax purposes, the depreciable basis in this property will be approximately \$54,225,000. When we calculate depreciation expense for tax purposes, we will use the straight-line method. We depreciate buildings and improvements based upon estimated useful lives of 40 and 20 years, respectively.

Tollgate Marketplace was built in 1979 and renovated in 1994. As of December 1, 2004, this property was 100% occupied, with a total 392,587 square feet leased to 34 tenants. The following table sets forth certain information with respect to those leases:

| Lessee | Approximate GLA Leased (Sq. Ft.) | Lease Ends | Renewal Options | Current Annual Rent (\$) |
|------------------------|--|---------------|--------------------|--------------------------------|
| T.J. Maxx | 27,769 | 03/05 | - | 242,978 |
| Sylvan Learning Center | 3,900 | 06/05 | 1/5 yr. | 75,335 |
| AT & T Wireless | 2,000 | 09/05 | 1/5 yr. | 63,999 |
| Carvel Ice Cream | 1,250 | 10/05 | 1/5 yr. | 32,500 |

Edgar Filing: INLAND WESTERN RETAIL REAL ESTATE TRUST INC - Form POS AM

| | | | | |
|----------------------------|--------|-------|----------|---------|
| Foto Image 1 Hour | 1,600 | 11/05 | - | 35,200 |
| Outback Steakhouse | 6,200 | 12/05 | 3/5 yr. | 77,000 |
| Factory Card Outlet | 11,500 | 12/05 | 2/5 yr. | 149,500 |
| Dubinclipped | 1,230 | 06/06 | 2/5 yr. | 33,495 |
| Rockway Bedding | 3,200 | 08/06 | 1/5 yr. | 70,400 |
| Starbucks Coffee | 1,200 | 09/06 | 2/5 yr. | 33,732 |
| Hollywood Tanning System | 3,000 | 03/07 | 1/5 yr. | 89,115 |
| Only Nails | 1,230 | 06/07 | 1/5 yr. | 39,147 |
| Standard Carpet | 3,500 | 07/07 | 1/5 yr. | 92,829 |
| Rack Room Shoes | 6,980 | 11/07 | 1/5 yr. | 127,385 |
| JoAnn Fabrics | 46,000 | 01/09 | 3/5 yr. | 506,000 |
| Red Lobster | 8,355 | 01/09 | 3/5 yr. | 78,750 |
| Giant Food | 40,400 | 10/09 | 3/5 yr. | 176,341 |
| Boston Markets | 5,200 | 12/09 | - | 95,000 |
| Staples | 20,285 | 12/09 | 3/5 yr. | 303,260 |
| Toys "R" Us | 30,000 | 11/10 | 10/5 yr. | 137,499 |
| TGI Fridays | 7,041 | 12/10 | 4/5 yr. | 151,381 |
| Petco | 12,000 | 01/11 | 2/5 yr. | 222,000 |
| The Men's Wearhouse | 6,906 | 02/11 | 2/5 yr. | 151,932 |
| Pier 1 Imports | 9,920 | 02/11 | 2/5 yr. | 200,681 |
| Joo Dry Cleaners | 1,500 | 03/11 | - | 31,827 |
| Sakura | 5,380 | 06/11 | 2/5 yr. | 114,648 |
| Barnes & Noble Superstores | 23,115 | 01/12 | 3/5 yr. | 369,840 |
| Michaels | 35,000 | 01/12 | 3/5 yr. | 349,999 |
| Baja Fresh | 3,000 | 04/12 | 2/5 yr. | 84,000 |

195

| Lessee | Approximate GLA Leased (Sq. Ft.) | Lease Ends | Renewal Options | Current Annual Rent (\$) |
|-------------------|--|---------------|--------------------|--------------------------------|
| First Union Bank | 6,050 | 10/12 | 2/5 yr. | 138,000 |
| Bassett Furniture | 14,144 | 12/13 | 2/5 yr. | 169,728 |
| Tollgate Liquors | 4,282 | 05/14 | 10/1 yr. | 51,384 |
| Pizzeria Uno's | 6,360 | 11/14 | 4/5 yr. | 84,700 |
| Circuit City | 33,090 | 11/15 | 4/5 yr. | 390,828 |

In general, each tenant will pay its proportionate share of real estate taxes, insurance and common area maintenance costs, although the leases with some tenants may provide that the tenant's liability for such expenses is limited in some way, usually so that their liability for such expenses does not exceed a specified amount.

DORMAN CENTER, SPARTANBURG, SOUTH CAROLINA

We purchased the second phase of Dorman Center, containing 37,200 gross leasable square feet for approximately \$7,082,000. We acquired the first phase of Dorman Center, containing 350,867 gross leasable square feet on March 4, 2004 for approximately \$43,118,000. The center is located at Blackstock Road and W.L. Ezell Road, in Spartanburg, South Carolina.

We purchased this property from an unaffiliated third party. Our total acquisition cost was approximately \$50,200,000. This amount may increase by additional costs which have not yet been finally determined. We expect any

Edgar Filing: INLAND WESTERN RETAIL REAL ESTATE TRUST INC - Form POS AM

additional costs to be insignificant. Our acquisition cost was approximately \$123 per square foot of leasable space for Phase I and \$190 for per square foot of leasable space for Phase II.

We purchased this property with our own funds. On April 20, 2004, we obtained financing in the amount of \$27,610,000. The loan requires interest only payments at an annual rate of 4.18% and matures May 1, 2009.

We do not intend to make significant repairs and improvements to this property over the next few years. However, if we were to make any repairs or improvements, the tenants would be obligated to pay a substantial portion of any monies spent pursuant to the provisions of their respective leases.

One tenant, Wal-Mart Supercenter, leases more than 10% of the combined total gross leasable area of the Phase I and Phase II properties. The lease with this tenant requires the tenant to pay base annual rent on a monthly basis as follows:

| Lessee | Approximate GLA Leased (Sq. Ft.) | % of Total GLA | Base Rent Per Square Foot Per Annum (\$) | Be |
|----------------------|--|-------------------|---|----|
| Wal-Mart Supercenter | 219,622 | 57 | 7.45 | 0 |

For federal income tax purposes, the total depreciable basis in this property will be approximately \$37,650,000. When we calculate depreciation expense for tax purposes, we will use the straight-line

196

method. We depreciate buildings and improvements based upon estimated useful lives of 40 and 20 years, respectively.

Dorman Center Phase I was built in 2003 and Dorman Center Phase II was newly constructed in 2004. As of December 1, 2004, this property was 97% occupied, with a total 377,467 square feet leased to 26 tenants. The following table sets forth certain information with respect to those leases:

| Lessee | Approximate GLA Leased (Sq. Ft.) | Lease Ends | Renewal Options | Current Annual Rent (\$) |
|------------------------|--|------------|--------------------|-----------------------------|
| DORMAN CENTER I | | | | |
| Happy Nails | 2,000 | 08/06 | 1/3 yr. | 38,000 |
| Pilgrim's Pathway | 2,000 | 09/06 | 1/3 yr. | 32,000 |
| Alltel | 2,500 | 09/06 | 2/3 yr. | 45,000 |
| Payless Shoesource | 2,800 | 08/08 | 3/5 yr. | 47,600 |
| Your Dollar Store | 5,000 | 08/08 | 2/5 yr. | 77,500 |
| JD's Fashion | 3,500 | 08/08 | 1/5 yr. | 63,000 |
| Lee Jewelers | 1,700 | 09/08 | 2/5 yr. | 33,150 |
| Catherine's | 4,000 | 09/08 | 3/5 yr. | 69,000 |
| Super Tans | 2,500 | 10/08 | 2/3 yr. | 42,500 |

Edgar Filing: INLAND WESTERN RETAIL REAL ESTATE TRUST INC - Form POS AM

| | | | | |
|----------------------|---------|-------|-----------------------|-----------|
| Grand China Buffet | 6,000 | 11/08 | 4/5 yr. | 78,000 |
| Pier 1 Imports | 10,800 | 07/13 | 3/5 yr. | 199,800 |
| Michaels | 23,758 | 09/13 | 4/5 yr. | 249,459 |
| McAllister's Deli | 4,000 | 10/13 | 2/5 yr. | 66,000 |
| Moe's Southwestern | 3,000 | 01/14 | 2/5 yr. | 45,000 |
| Linens 'N Things | 25,000 | 01/14 | 3/5 yr. | 252,050 |
| Ross Dress for Less | 30,187 | 01/14 | 4/5 yr. | 332,057 |
| Wal-Mart Supercenter | 219,622 | 08/23 | 15/5 yr. & 1/4 yr. | 1,636,184 |

DORMAN CENTER II

| | | | | |
|-----------------------|--------|-------|---------|---------|
| American Cash Advance | 1,400 | 04/07 | 1/3 yr. | 24,500 |
| Cingular Wireless | 1,600 | 05/07 | 2/2 yr. | 28,000 |
| Aim Mail Center | 1,600 | 06/09 | - | 28,000 |
| Sally Beauty Supply | 1,400 | 04/09 | 2/5 yr. | 25,200 |
| Cost Cutters | 1,400 | 05/09 | 1/5 yr. | 25,900 |
| American's Home Place | 3,500 | 06/09 | 2/3 yr. | 57,225 |
| America's Best | 3,000 | 07/09 | 1/5 yr. | 46,500 |
| Italian Pie | 3,200 | 07/14 | 2/5 yr. | 52,800 |
| Shoe Carnival | 12,000 | 03/14 | 2/5 yr. | 156,000 |

In general, each tenant will pay its proportionate share of real estate taxes, insurance and common area maintenance costs, although the leases with some tenants may provide that the tenant's liability for such expenses is limited in some way, usually so that their liability for such expenses does not exceed a specified amount.

197

CRANBERRY SQUARE, CRANBERRY TOWNSHIP, PENNSYLVANIA

We purchased an existing shopping center known as Cranberry Square, containing 195,566 gross leasable square feet. The center is located on U.S. Route 19 in Cranberry Township, Pennsylvania.

We purchased this property from an unaffiliated third party. Our total acquisition cost was approximately \$20,220,000. This amount may increase by additional costs which have not yet been finally determined. We expect any additional costs to be insignificant. Our acquisition cost was approximately \$103 per square foot of leasable space.

We purchased this property with our own funds. On July 16, 2004, we obtained financing for this property in the amount of \$10,900,000. The loan requires interest only payments at an annual rate of 4.975% and matures August 2009.

We do not intend to make significant repairs and improvements to this property over the next few years. However, if we were to make any repairs or improvements, the tenants would be obligated to pay a substantial portion of any monies spent pursuant to the provisions of their respective leases.

All five tenants, Barnes & Noble, Dick's Sporting Goods, Best Buy, OfficeMax and Toys "R" Us, each lease more than 10% of the total gross leasable area of the property. The leases with these tenants require the tenants to pay base annual rent on a monthly basis as follows:

Base Rent

Edgar Filing: INLAND WESTERN RETAIL REAL ESTATE TRUST INC - Form POS AM

| Lessee | Approximate GLA Leased (Sq. Ft.) | % of Total GLA | Per Square Foot Per Annum (\$) | Be |
|-----------------------|--|-------------------|--------------------------------------|-------------|
| Barnes & Noble | 25,200 | 13 | 12.50 15.00 | 1 1 |
| Dick's Sporting Goods | 50,000 | 26 | 10.25 | 0 |
| Best Buy | 37,005 | 19 | 12.25 13.25 | 1 0 |
| OfficeMax | 23,380 | 12 | 10.10 10.60 | 1 1 |
| Toys "R" Us | 45,000 | 23 | 10.80 3.78 4.16 | 1 1 0 |

For federal income tax purposes, the depreciable basis in this property will be approximately \$15,165,000. When we calculate depreciation expense for tax purposes, we will use the straight-line method. We depreciate buildings and improvements based upon estimated useful lives of 40 and 20 years, respectively.

Cranberry Square was built in 1996. As of December 1, 2004, this property was 92% occupied, with a total 180,585 square feet leased to five tenants. The following table sets forth certain information with respect to those leases:

198

| Lessee | Approximate GLA Leased (Sq. Ft.) | Lease Ends | Renewal Options | Current Annual Rent (\$) |
|-----------------------|--|------------|--------------------|--------------------------------|
| OfficeMax | 23,380 | 09/11 | 3/5 yr. | 247,828 |
| Barnes & Noble | 25,200 | 10/11 | 2/5 yr. | 315,000 |
| Toys "R" Us | 45,000 | 01/12 | 6/5 yr. | 170,100 |
| Dick's Sporting Goods | 50,000 | 01/12 | 3/5 yr. | 512,500 |
| Best Buy | 37,005 | 01/13 | 4/5 yr. | 453,311 |

In general, each tenant will pay its proportionate share of real estate taxes, insurance and common area maintenance costs, although the leases with some tenants may provide that the tenant's liability for such expenses is limited in some way, usually so that their liability for such expenses does not exceed a specified amount.

KOHL'S/WILSHIRE PLAZA III, KANSAS CITY, MISSOURI

We finalized our purchase of 88,248 gross leasable square feet of a newly constructed single tenant space that is part of a shopping center known as Wilshire Plaza III. The center is located at I-35 and Highway 152 in Kansas City, Missouri.

We purchased this property from an unaffiliated third party. Our total acquisition cost was approximately \$10,099,050. This amount may increase by additional costs which have not yet been finally determined. We expect any additional costs to be insignificant. Our acquisition cost was approximately \$114 per square foot of leasable space.

Edgar Filing: INLAND WESTERN RETAIL REAL ESTATE TRUST INC - Form POS AM

On November 17, 2004, we obtained financing in the amount of \$5,417,500. The loan requires interest only payments at an annual rate of 5.12% and matures in December 2009.

We do not intend to make significant repairs and improvements to this property over the next few years. However, if we were to make any repairs or improvements, the tenants would be obligated to pay a substantial portion of any monies spent pursuant to the provisions of their respective leases.

One tenant, Kohl's, leases 100% of the total gross leasable area of the property. The lease with this tenant requires the tenant to pay base annual rent on a monthly basis as follows:

| Lessee | Approximate GLA Leased (Sq. Ft.) | % of Total GLA | Annual Rent (\$) | Base Rent Per Square Foot Per Annum (\$) | Renewal Options |
|--------|--|----------------------|---------------------|---|--------------------|
| Kohl's | 88,248 | 100 | 738,396 782,760 | 8.37 8.87 | 6/5 yr. |

For federal income tax purposes, the depreciable basis in this property will be approximately \$7,574,000. When we calculate depreciation expense for tax purposes, we will use the straight-line method. We depreciate buildings and improvements based upon estimated useful lives of 40 and 20 years, respectively.

199

SHOPPES OF DALLAS, DALLAS, GEORGIA

We purchased a newly constructed shopping center known as Shoppes of Dallas, containing 70,610 gross leasable square feet. The center is located at Highway 381 and East Paulding Drive, in Dallas, Georgia.

We purchased this property from an unaffiliated third party. Our total acquisition cost was approximately \$13,052,000. This amount may increase by additional costs which have not yet been finally determined. We expect any additional costs to be insignificant. Our acquisition cost was approximately \$185 per square foot of leasable space.

We purchased this property with our own funds. On September 30, 2004, we obtained financing in the amount of \$7,178,700. The loan requires interest only payments at an annual rate of 4.96% and matures in April 2009.

We do not intend to make significant repairs and improvements to this property over the next few years. However, if we were to make any repairs or improvements, the tenants would be obligated to pay a substantial portion of any monies spent pursuant to the provisions of their respective leases.

One tenant, Publix, leases more than 10% of the total gross leasable area of the property. The lease with this tenant requires the tenant to pay base annual rent on a monthly basis as follows:

Base Rent

Edgar Filing: INLAND WESTERN RETAIL REAL ESTATE TRUST INC - Form POS AM

| Lessee | Approximate GLA Leased (Sq. Ft.) | % of Total GLA | Per Square Foot Per Annum (\$) | Beg |
|--------|--|-------------------|--------------------------------------|-----|
| Publix | 44,840 | 64 | 10.25 | 0 |

For federal income tax purposes, the depreciable basis in this property will be approximately \$9,789,000. When we calculate depreciation expense for tax purposes, we will use the straight-line method. We depreciate buildings and improvements based upon estimated useful lives of 40 and 20 years, respectively.

Shoppes of Dallas was newly constructed in 2004. The property is currently in a leasing up phase and certain tenants have executed leases for retail space within the shopping center. As of December 1, 2004, this property was 86% occupied, with a total of 61,010 square feet leased to 12 tenants. In addition, the seller is funding the shortfall rent for certain tenants until the space is occupied. The following table sets forth certain information with respect to those leases:

| Lessee | Approximate GLA Leased (Sq. Ft.) | Lease Ends | Renewal Options | Current Annual Rent (\$) |
|------------------------|--|------------|--------------------|--------------------------------|
| Creative Tan | 1,200 | 04/07 | 1/3 yr. | 24,000 |
| Ladies Fitness Express | 1,200 | 04/07 | 1/3 yr. | 19,800 |
| West Georgia Wireless | 900 | 04/07 | 1/3 yr. | 15,300 |
| Evan Blake Salon | 1,200 | 04/07 | 1/3 yr. | 21,000 |
| Dollar Train | 2,100 | 06/07 | 1/3 yr. | 36,750 |
| USA Nails | 1,200 | 03/09 | 2/5 yr. | 28,800 |
| Great Clips | 1,200 | 04/09 | 2/5 yr. | 26,400 |
| China Fun | 1,200 | 05/09 | 2/5 yr. | 25,200 |

200

| Lessee | Approximate GLA Leased (Sq. Ft.) | Lease Ends | Renewal Options | Current Annual Rent (\$) |
|-----------------|--|------------|--------------------|--------------------------------|
| Dry Clean USA | 1,200 | 06/09 | 2/5 yr. | 28,800 |
| Subway | 1,200 | 07/09 | 2/5 yr. | 22,800 |
| Beef O' Brady's | 3,570 | 08/09 | - | 80,325 |
| Publix | 44,840 | 03/24 | 6/5 yr. | 459,600 |

In general, each tenant will pay its proportionate share of real estate taxes, insurance and common area maintenance costs, although the leases with some tenants may provide that the tenant's liability for such expenses is limited in some way, usually so that their liability for such expenses does not exceed a specified amount.

THE SHOPS AT BOARDWALK, KANSAS CITY, MISSOURI

Edgar Filing: INLAND WESTERN RETAIL REAL ESTATE TRUST INC - Form POS AM

We purchased a newly constructed shopping center known as The Shops at Boardwalk, containing 122,916 gross leasable square feet. The center is located at North Boardwalk Avenue and Ambassador Drive in Kansas City, Missouri.

We purchased this property from an unaffiliated third party. Our total acquisition cost was approximately \$36,642,000. This amount may increase by additional costs which have not yet been finally determined. We expect any additional costs to be insignificant. Our acquisition cost was approximately \$298 per square foot of leasable space.

We purchased this property with our own funds. On July 2, 2004, we obtained financing in the amount of \$20,150,000. The loan requires interest only payments at an annual rate of 4.13% and matures August 2009.

We do not intend to make significant repairs and improvements to this property over the next few years. However, if we were to make any repairs or improvements, the tenants would be obligated to pay a substantial portion of any monies spent pursuant to the provisions of their respective leases.

One tenant, Borders Books, leases more than 10% of the total gross leasable area of the property. The lease with this tenant requires the tenant to pay base annual rent on a monthly basis as follows:

| Lessee | Approximate GLA Leased (Sq. Ft.) | % of Total GLA | Base Rent Per Square Foot Per Annum (\$) | Beginn |
|---------------|--|-------------------|---|--------|
| Borders Books | 19,000 | 16 | 13.95 | 09/0 |
| | | | 14.65 | 09/0 |
| | | | 15.38 | 09/1 |
| | | | 16.11 | 09/1 |

For federal income tax purposes, the depreciable basis in this property will be approximately \$27,500,000. When we calculate depreciation expense for tax purposes, we will use the straight-line method. We depreciate buildings and improvements based upon estimated useful lives of 40 and 20 years, respectively.

201

The Shops at Boardwalk was newly constructed during 2003 and 2004. The property is currently in a leasing up phase and certain tenants have executed leases for retail space within the shopping center. In addition, the seller is funding the shortfall rent for certain tenants until the space is occupied. As of December 1, 2004, this property was 81% occupied, with a total of 99,881 square feet leased to 24 tenants. The following table sets forth certain information with respect to those leases:

| Lessee | Approximate GLA Leased (Sq. Ft.) | Lease Ends | Renewal Options | Current Annual Rent (\$) |
|------------------|--|--------------------|--------------------|--------------------------------|
| Coldwater Creek* | 4,620 | Month-to- Month | 2/5 yr. | 110,808 |

Edgar Filing: INLAND WESTERN RETAIL REAL ESTATE TRUST INC - Form POS AM

| | | | | |
|------------------------|--------|-------|----------------------|---------|
| Nextel Communications | 2,004 | 05/08 | 2/5 yr. | 54,108 |
| Electronic Boutique | 2,195 | 06/08 | 1/5 yr. | 60,582 |
| Chicos | 2,735 | 07/08 | 2/5 yr. | 68,375 |
| Planet Sub | 3,147 | 07/08 | 1/3 yr. & 1/2 yr. | 84,969 |
| Jos. A. Banks | 4,200 | 08/08 | 1/5 yr. | 92,400 |
| Claire's Boutique | 1,200 | 08/08 | 2/2 yr. | 36,000 |
| Maurices | 3,781 | 08/08 | 2/3 yr. | 94,525 |
| Noggin Noodle | 2,390 | 10/08 | 1/5 yr. | 62,140 |
| Select Comfort | 2,158 | 12/08 | 1/3 yr. & 1/2 yr. | 64,740 |
| Archivers | 5,957 | 01/09 | 1/5 yr. | 119,140 |
| 2nd Swing | 3,580 | 04/09 | 1/10 yr. | 93,080 |
| Hallmark | 3,477 | 05/09 | 2/5 yr. | 71,279 |
| Trade Secrets | 2,763 | 08/09 | 1/5 yr. | 74,601 |
| J. Jill | 4,040 | 07/13 | - | 121,200 |
| Chipolte Mexican Grill | 2,801 | 07/13 | 2/5 yr. | 78,428 |
| Yankee Candle | 2,000 | 07/13 | 1/5 yr. | 50,000 |
| Red Star Tavern | 7,200 | 08/13 | 2/5 yr. | 209,061 |
| Christopher & Banks | 3,500 | 08/13 | - | 91,000 |
| Kirklands | 4,915 | 01/14 | - | 108,130 |
| Payless Shoesource | 3,294 | 04/14 | 2/4 yr. | 88,938 |
| Genghis Khan | 4,423 | 05/14 | 2/5 yr. | 88,460 |
| Talbots | 4,501 | 01/16 | 2/4 yr. | 117,026 |
| Borders Books | 19,000 | 01/24 | 4/5 yr. | 265,050 |

* Renewal negotiations in progress

In general, each tenant will pay its proportionate share of real estate taxes, insurance and common area maintenance costs, although the leases with some tenants may provide that the tenant's liability for such expenses is limited in some way, usually so that their liability for such expenses does not exceed a specified amount.

SHOPPES OF PROMINENCE POINT, CANTON, GEORGIA

We purchased a newly constructed shopping center known as Shoppes of Prominence Point, containing 78,058 gross leasable square feet. The center is located at Interstate 575 and State Route 5, in Canton, Georgia.

202

We purchased this property from an unaffiliated third party. Our total acquisition cost was approximately \$15,155,000. This amount may increase by additional costs which have not yet been finally determined. We expect any additional costs to be insignificant. Our acquisition cost was approximately \$194 per square foot of leasable space.

We purchased this property with our own funds. On August 13, 2004, we obtained financing in the amount of \$9,954,300. The loan requires interest only payments at an annual rate of 5.235% and matures September 2009.

We do not intend to make significant repairs and improvements to this property over the next few years. However, if we were to make any repairs or improvements, the tenants would be obligated to pay a substantial portion of any monies spent pursuant to the provisions of their respective leases.

One tenant, Publix, leases more than 10% of the total gross leasable area of the property. The lease with this tenant requires the tenant to pay base annual rent on a monthly basis as follows:

Edgar Filing: INLAND WESTERN RETAIL REAL ESTATE TRUST INC - Form POS AM

| Lessee | Approximate GLA Leased (Sq. Ft.) | % of Total GLA | Base Rent Per Square Foot Per Annum (\$) | Beginn |
|--------|--|-------------------|---|--------|
| Publix | 44,840 | 57 | 10.80 | 03/0 |

For federal income tax purposes, the depreciable basis in this property will be approximately \$11,366,000. When we calculate depreciation expense for tax purposes, we will use the straight-line method. We depreciate buildings and improvements based upon estimated useful lives of 40 and 20 years, respectively.

Shoppes of Prominence Point was newly constructed in 2004. As of December 1, 2004, this property was 91% occupied, with a total of 70,758 square feet leased to 15 tenants. The following table sets forth certain information with respect to those leases:

| Lessee | Approximate GLA Leased (Sq. Ft.) | Lease Ends | Renewal Options | Current Annual Rent (\$) |
|-------------------------|--|------------|--------------------|--------------------------------|
| World Wireless | 1,050 | 03/07 | 1/3 yr. | 21,000 |
| World Dollar Store | 1,610 | 04/07 | 1/3 yr. | 30,590 |
| Curves | 1,400 | 04/07 | 1/3 yr. | 27,300 |
| Prominence Chiropractic | 1,400 | 05/07 | 1/3 yr. | 26,600 |
| Oceanside Tanning | 1,400 | 04/08 | 1/4 yr. | 32,200 |
| Bowen's TaeKwonDo Plus | 2,450 | 04/08 | 1/4 yr. | 47,775 |
| Blockbuster Video | 5,268 | 01/09 | 4/5 yr. | 92,190 |
| Holly Nails | 1,050 | 04/09 | 1/4 yr. | 25,200 |
| Dry Clean USA | 1,400 | 04/09 | - | 33,600 |
| Yoon Sushi Restaurant | 1,400 | 05/09 | 1/5 yr. | 25,900 |
| Great Clips | 1,400 | 05/09 | 2/5 yr. | 30,800 |
| The UPS Store | 1,400 | 05/09 | 1/5 yr. | 26,600 |
| Mui Lan Restaurant | 2,100 | 05/09 | 1/5 yr. | 40,950 |
| Beef O'Brady's | 2,590 | 05/12 | 1/8 yr. | 46,620 |
| Publix | 44,840 | 03/24 | 6/5 yr. | 484,272 |

203

In general, each tenant will pay its proportionate share of real estate taxes, insurance and common area maintenance costs, although the leases with some tenants may provide that the tenant's liability for such expenses is limited in some way, usually so that their liability for such expenses does not exceed a specified amount.

DAVIS TOWNE CROSSING, NORTH RICHLAND HILLS, TEXAS

We purchased 34,091 square feet of a newly constructed shopping center known as Davis Towne Crossing, which will contain 41,295 gross leasable square feet of which 4,000 square feet will be a ground lease. The center is located at Davis Boulevard and Precinct Line Road in North Richland Hills, Texas.

Edgar Filing: INLAND WESTERN RETAIL REAL ESTATE TRUST INC - Form POS AM

We purchased this property from an unaffiliated third party. Our total acquisition cost for the entire property will be approximately \$9,755,000. Our acquisition cost for the portion we purchased was \$8,141,000. This amount may increase by additional costs which have not yet been finally determined. We expect any additional costs to be insignificant. Our acquisition cost for the entire property will be approximately \$236 per square foot of leasable space.

We purchased this property with our own funds. On August 9, 2004, we obtained financing in the amount of \$5,365,200. The loan requires interest only payments at an annual rate of 5.185% and matures September 2009.

We do not intend to make significant repairs and improvements to this property over the next few years. However, if we were to make any repairs or improvements, the tenants would be obligated to pay a substantial portion of any monies spent pursuant to the provisions of their respective leases.

Two tenants, Lady USA Fitness and Cotton Patch Cafe, each lease more than 10% of the total gross leasable area of the property. The leases with these tenants require the tenant to pay base annual rent on a monthly basis as follows:

| Lessee | Approximate GLA Leased (Sq. Ft.) | % of Total GLA | Base Rent Per Square Foot Per Annum (\$) | Beginn |
|-------------------|--|-------------------|---|--------|
| Lady USA Fitness | 6,000 | 14 | 17.00 | 10/ |
| Cotton Patch Cafe | 4,400 | 11 | 20.00 | 12/ |

For federal income tax purposes, the depreciable basis in this property when completed will be approximately \$7,316,000. When we calculate depreciation expense for tax purposes, we will use the straight-line method. We depreciate buildings and improvements based upon estimated useful lives of 40 and 20 years, respectively.

Davis Towne Crossing was newly constructed during 2003 and 2004. The property is currently in a leasing up phase and certain tenants have executed leases for retail space within the shopping center. In addition, the seller is funding the shortfall rent for certain tenants until the space is occupied. As of December 1, 2004, the portion of the property we purchased was 91% occupied with 31,091 square feet leased to 11 tenants and one ground lease tenant. The following table sets forth certain information with respect to those leases:

204

| Lessee | Approximate GLA Leased (Sq. Ft.) | Lease Ends | Renewal Options | Current Annual Rent (\$) |
|-------------|--|------------|--------------------|--------------------------------|
| H & R Block | 2,264 | 05/07 | 1/3 yr. | 45,280 |
| RadioShack | 2,400 | 08/08 | 3/5 yr. | 48,000 |
| Sport Clips | 1,440 | 08/08 | 2/5 yr. | 28,800 |
| EB Games | 1,500 | 09/08 | 2/5 yr. | 31,500 |

Edgar Filing: INLAND WESTERN RETAIL REAL ESTATE TRUST INC - Form POS AM

| | | | | |
|-------------------------------------|-------|-------|---------|---------|
| Luxury Nails | 1,400 | 09/08 | 1/5 yr. | 29,400 |
| Friedman's Jewelers | 1,727 | 10/08 | 3/3 yr. | 32,813 |
| Lady USA Fitness | 6,000 | 10/08 | 2/5 yr. | 102,000 |
| Cotton Patch Cafe | 4,400 | 11/08 | 1/5 yr. | 88,000 |
| The UPS Store | 1,360 | 02/09 | 1/5 yr. | 25,840 |
| Payless Shoes | 3,000 | 07/13 | 2/5 yr. | 54,000 |
| Quiznos Subs | 1,600 | 11/13 | 1/5 yr. | 30,400 |
| Washington Mutual (Ground Lease) | 4,000 | 08/28 | 4/5 yr. | 85,000 |

In general, each tenant will pay its proportionate share of real estate taxes, insurance and common area maintenance costs, although the leases with some tenants may provide that the tenant's liability for such expenses is limited in some way, usually so that their liability for such expenses does not exceed a specified amount.

FULLERTON METROCENTER, FULLERTON, CALIFORNIA

We purchased an existing shopping center known as Fullerton Metrocenter, containing 253,296 gross leasable square feet which includes 5,178 square feet of ground lease space. The center is located at Harbor Boulevard and Orangethorpe Avenue, in Fullerton, California.

We purchased this property from an unaffiliated third party. Our total acquisition cost was approximately \$51,275,000. This amount may increase by additional costs which have not yet been finally determined. We expect any additional costs to be insignificant. Our acquisition cost was approximately \$202 per square foot of leasable space.

We purchased this property with our own funds. On July 9, 2004, we obtained financing in the amount of \$28,050,000. The loan requires interest only payments at an annual rate of 5.09% and matures August 2009.

We do not intend to make significant repairs and improvements to this property over the next few years. However, if we were to make any repairs or improvements, the tenants would be obligated to pay a substantial portion of any monies spent pursuant to the provisions of their respective leases.

One tenant, Sportmart, leases more than 10% of the total gross leasable area of the property. The lease with this tenant requires the tenant to pay base annual rent on a monthly basis as follows:

205

| Lessee | Approximate GLA Leased (Sq. Ft.) | % of Total GLA | Base Rent Per Square Foot Per Annum (\$) | Begin |
|-----------|--|-------------------|---|-------|
| Sportmart | 43,660 | 17 | 8.25 | 10/ |
| | | | 9.13 | 11/ |
| | | | 9.54 | 11/ |
| | | | 9.95 | 11/ |

For federal income tax purposes, the depreciable basis in this property will be approximately \$38,456,000. When we calculate depreciation expense for

Edgar Filing: INLAND WESTERN RETAIL REAL ESTATE TRUST INC - Form POS AM

tax purposes, we will use the straight-line method. We depreciate buildings and improvements based upon estimated useful lives of 40 and 20 years, respectively.

Fullerton Metrocenter was built in 1988. As of December 1, 2004, this property was 82% occupied, with a total 208,174 square feet leased to 38 tenants and two ground lease tenants. The following table sets forth certain information with respect to those leases:

| Lessee | Approximate GLA Leased (Sq. Ft.) | Lease Ends | Renewal Options | Current Annual Rent (\$) |
|----------------------------|--|--------------------|--------------------|--------------------------------|
| H & R Block | 5,250 | Month-to- Month | - | 141,816 |
| Sportmart | 43,660 | 02/06 | 3/5 yr. | 434,334 |
| La Caffepia | 1,245 | 03/06 | - | 36,708 |
| Citi Financial | 1,560 | 05/06 | - | 35,604 |
| KFC (Ground Lease) | 2,304 | 05/06 | - | 100,800 |
| AT & T Wireless Services | 2,775 | 10/06 | 1/5 yr. | 75,980 |
| Payless Shoesource | 2,525 | 10/06 | 1/5 yr. | 49,768 |
| Jenny Craig | 1,900 | 02/07 | - | 53,656 |
| RadioShack | 2,050 | 04/07 | 1/3 yr. | 47,970 |
| Party America | 9,610 | 05/07 | - | 128,064 |
| Adelphia Communications | 1,515 | 06/07 | 1/5 yr. | 41,465 |
| Quizno's Subs | 1,400 | 08/07 | 1/5 yr. | 40,460 |
| Brite Dental | 2,250 | 08/07 | 2/5 yr. | 43,920 |
| Lilacs Flowers and Gifts | 1,200 | 11/07 | 1/5 yr. | 42,275 |
| GameStop | 1,550 | 12/07 | - | 36,900 |
| Ruby's Diner | 3,592 | 02/08 | - | 106,320 |
| Pop's Unfinished Furniture | 6,650 | 04/08 | 2/5 yr. | 101,745 |
| Burger King (Ground Lease) | 2,874 | 04/08 | 2/5 yr. | 130,968 |
| Record Town | 6,350 | 06/08 | 2/5 yr. | 99,920 |
| GMP Vitamin | 1,020 | 07/08 | - | 30,681 |
| Beneficial Finance | 1,775 | 10/08 | - | 51,456 |
| Fantastic Sams | 1,170 | 11/08 | - | 34,728 |
| Beauty Avenue | 5,400 | 11/08 | - | 110,808 |
| Jewelry Mart | 7,000 | 12/08 | 2/5 yr. | 273,432 |
| Tilly's | 6,040 | 12/08 | 1/5 yr. | 132,276 |
| Sylvan Learning Center | 3,648 | 05/09 | 2/3 yr. | 71,646 |

206

| Lessee | Approximate GLA Leased (Sq. Ft.) | Lease Ends | Renewal Options | Current Annual Rent (\$) |
|-----------------------|--|------------|--------------------|--------------------------------|
| Miry Collection | 4,350 | 05/09 | - | 109,260 |
| Vans | 1,650 | 06/09 | - | 46,348 |
| Super Mex Restaurants | 5,500 | 10/09 | - | 163,334 |
| Kim Sun Young Salon | 1,280 | 10/09 | - | 37,860 |
| Metro Dry Cleaning | 1,950 | 11/09 | 1/5 yr. | 53,904 |
| Tip Top Nails | 900 | 01/10 | 1/5 yr. | 36,468 |

Edgar Filing: INLAND WESTERN RETAIL REAL ESTATE TRUST INC - Form POS AM

| | | | | |
|----------------------------|--------|-------|---------|---------|
| Matsunoya | 2,900 | 06/10 | - | 70,932 |
| Baskin-Robbins | 1,275 | 10/10 | 1/5 yr. | 39,948 |
| China Buffet | 10,828 | 06/11 | - | 184,617 |
| First Bank and Trust | 21,600 | 02/13 | 2/5 yr. | 201,256 |
| Orange County Credit Union | 4,000 | 12/13 | 1/5 yr. | 81,600 |
| Big Island BBQ | 1,090 | 03/14 | 1/5 yr. | 31,932 |
| Avenue | 5,300 | 01/15 | 2/5 yr. | 104,256 |
| PETsMART | 19,238 | 03/19 | 3/5 yr. | 278,544 |

In general, each tenant will pay its proportionate share of real estate taxes, insurance and common area maintenance costs, although the leases with some tenants may provide that the tenant's liability for such expenses is limited in some way, usually so that their liability for such expenses does not exceed a specified amount.

LOW COUNTRY VILLAGE SHOPPING CENTER, BLUFFTON, SOUTH CAROLINA

We purchased a newly constructed shopping center known as Low Country Village Shopping Center, containing 76,479 gross leasable square feet (Phase I). We signed an agreement, subject to conditions, to purchase an additional 63,460 gross leasable square feet (Phase II) of construction estimated to be completed in late 2004 to early 2005 for approximately \$10,542,800. The center is located at Highway 278 and Foreman Hill Road in Bluffton, South Carolina.

We purchased this property from an unaffiliated third party. Our total acquisition cost was approximately \$11,091,000 for Phase I. This amount may increase by additional costs which have not yet been finally determined. We expect any additional costs to be insignificant. Our acquisition cost was approximately \$145 per square foot of leasable space for Phase I and \$166 per square foot of leasable space for Phase II.

We purchased Phase I and intend to purchase Phase II with our own funds. On October 6, 2004, we obtained financing in the amount of \$5,370,000. The loan requires interest only payments at an annual rate of 4.96% and matures in May 2009.

We do not intend to make significant repairs and improvements to this property over the next few years. However, if we were to make any repairs or improvements, the tenants would be obligated to pay a substantial portion of any monies spent pursuant to the provisions of their respective leases.

Three tenants, Ross Dress for Less, Michaels and PETsMART, lease more than 10% of the total gross leasable area of the Phase I property. The lease term will be determined in accordance with the tenant's commencement date. The lease with this tenant requires the tenant to pay base annual rent on a monthly basis as follows:

207

| Lessee | Approximate GLA Leased (Sq. Ft.) | Phase I % of Total GLA | Base Rent Per Square Foot Per Annum (\$) | Begin |
|---|--|------------------------------|---|------------|
| <hr style="border-top: 1px dashed black;"/> | | | | |
| Ross Dress for Less | 30,131 | 39 | 9.75 10.25 | 05/ 05/ |

Edgar Filing: INLAND WESTERN RETAIL REAL ESTATE TRUST INC - Form POS AM

| | | | | |
|----------|--------|----|-------|-----|
| Michaels | 21,360 | 28 | 9.75 | 02/ |
| PETsMART | 19,107 | 25 | 12.95 | 02/ |
| | | | 13.95 | 02/ |
| | | | 14.95 | 02/ |

For federal income tax purposes, the depreciable basis in this property will be approximately \$8,318,000 for Phase I. When we calculate depreciation expense for tax purposes, we will use the straight-line method. We depreciate buildings and improvements based upon estimated useful lives of 40 and 20 years, respectively.

Low Country Village Shopping Center is newly constructed in 2004. As of December 1, 2004, Phase I was 97% occupied, with a total of 74,299 square feet leased to six tenants. The property is currently in a leasing up phase for Phase II and certain tenants have executed lease for retail space within the shopping center. The following table sets forth certain information with respect to those leases:

| Lessee | Approximate GLA Leased (Sq. Ft.) | Lease Ends | Renewal Options | Current Annual Rent (\$) |
|-------------------------|--|---------------|--------------------|--------------------------------|
| ----- | | | | |
| PHASE I | | | | |
| Kim Nails | 1,088 | 07/09 | 1/5 yr. | 18,496 |
| Sport Clips | 1,107 | 07/09 | 2/5 yr. | 19,373 |
| Quizno's | 1,506 | 09/09 | 2/5 yr. | 27,108 |
| Michaels | 21,360 | 02/14 | 4/5 yr. | 208,260 |
| Ross Dress for Less | 30,131 | 04/14 | 4/5 yr. | 293,777 |
| PETsMART | 19,107 | 01/19 | 3/5 yr. | 247,436 |
| PHASE II | | | | |
| Linens 'N Things* | 25,080 | 07/14 | | 244,530 |
| Cost Plus World Market* | 18,300 | 01/15 | | 215,025 |

* Lease renewal option information not currently available.

In general, each tenant will pay its proportionate share of real estate taxes, insurance and common area maintenance costs, although the leases with some tenants may provide that the tenant's liability for such expenses is limited in some way, usually so that their liability for such expenses does not exceed a specified amount.

208

NORTHGATE NORTH, SEATTLE, WASHINGTON

We purchased a newly constructed shopping center known as Northgate North, containing 302,095 gross leasable square feet. The center is located at 302 Northeast Northgate Way in Seattle, Washington.

We purchased this property from an unaffiliated third party. Our total acquisition cost was approximately \$48,455,000. This amount may increase by

Edgar Filing: INLAND WESTERN RETAIL REAL ESTATE TRUST INC - Form POS AM

additional costs which have not yet been finally determined. We expect any additional costs to be insignificant. Our acquisition cost was approximately \$160 per square foot of leasable space.

We purchased this property with our own funds. On July 14, 2004, we obtained financing in the amount of \$26,650,000. The loan requires interest only payments at an annual rate of 4.60% and matures July 2008.

We do not intend to make significant repairs and improvements to this property over the next few years. However, if we were to make any repairs or improvements, the tenants would be obligated to pay a substantial portion of any monies spent pursuant to the provisions of their respective leases.

Two tenants, Target and Best Buy, each leases more than 10% of the total gross leasable area of the property. The leases with these tenants require the tenants to pay base annual rent on a monthly basis as follows:

| Lessee | Approximate GLA Leased (Sq. Ft.) | % of Total GLA | Base Rent Per Square Foot Per Annum (\$) | Lea Beginning |
|----------|--|-------------------|---|------------------|
| Target | 147,582 | 49 | 4.34 | 01/01 |
| Best Buy | 51,202 | 17 | 25.00 | 10/00 |
| | | | 27.00 | 02/06 |
| | | | 29.00 | 02/11 |
| | | | 31.00 | 02/16 |

For federal income tax purposes, the depreciable basis in this property will be approximately \$36,341,000. When we calculate depreciation expense for tax purposes, we will use the straight-line method. We depreciate buildings and improvements based upon estimated useful lives of 40 and 20 years, respectively.

Northgate North was constructed between 2000 and 2003. As of December 1, 2004, this property was 98% occupied, with a total 297,006 square feet leased to eight tenants. The following table sets forth certain information with respect to those leases:

| Lessee | Approximate GLA Leased (Sq. Ft.) | Lease Ends | Renewal Options | Current Annual Rent (\$) |
|---------------------|--|---------------|--------------------|--------------------------------|
| Qwest Wireless | 1,950 | 12/07 | 2/5 yr. | 40,000 |
| Quizno's | 1,315 | 07/12 | 2/5 yr. | 41,856 |
| Olive Garden | 7,930 | 10/12 | 4/5 yr. | 205,000 |
| Ross Dress for Less | 25,278 | 01/14 | 4/5 yr. | 391,809 |

Edgar Filing: INLAND WESTERN RETAIL REAL ESTATE TRUST INC - Form POS AM

| Lessee | GLA Leased (Sq. Ft.) | Lease Ends | Renewal Options | Annual Rent (\$) |
|----------------------|-------------------------|---------------|--------------------|---------------------|
| G.I. Joe's (Storage) | 1,968 | 05/18 | 4/5 yr. | 11,808 |
| G.I. Joe's | 44,370 | 05/18 | 4/5 yr. | 532,440 |
| Bassett Furniture | 15,411 | 10/19 | - | 295,000 |
| Best Buy | 51,202 | 01/21 | 4/5 yr. | 1,280,060 |
| Target | 147,582 | 12/25 | 6/5 yr. | 640,000 |

In general, each tenant will pay its proportionate share of real estate taxes, insurance and common area maintenance costs, although the leases with some tenants may provide that the tenant's liability for such expenses is limited in some way, usually so that their liability for such expenses does not exceed a specified amount.

PACHECO PASS SHOPPING CENTER, GILROY, CALIFORNIA

We anticipate purchasing a portion of a newly constructed shopping center known as Pacheco Pass Shopping Center, containing 99,356 gross leasable square feet (which includes 11,810 square feet of ground lease space). The center is located at Camino Arroyo and State Highway 152 in Gilroy, California.

On June 30, 2004, we funded the initial installment of a \$22,000,000 first mortgage in the amount of \$15,332,906. The remainder of \$6,667,094 is expected to be funded in the fourth quarter of 2004. The interest rate of this first mortgage is 6.9933% and it matures on July 15, 2005. We anticipate purchasing the center when the mortgage matures for approximately \$24,400,000. We will use the principal towards our purchase price.

Two tenants, Best Buy and Linens 'N Things, will lease more than 10% of the total gross leasable area of the property. The lease term will be determined in accordance with the tenant's commencement date. The lease with this tenant requires the tenant to pay base annual rent on a monthly basis as follows:

| Lessee | Approximate GLA Leased (Sq. Ft.) | % of Total GLA | Base Rent Per Square Foot Per Annum (\$) | Beginning |
|------------------|--|----------------------|---|-----------|
| Best Buy | 30,000 | 30 | 13.91 | 11/03 |
| Linens 'N Things | 27,984 | 28 | 13.50 | 03/04 |

For federal income tax purposes, the depreciable basis in this property will be approximately \$18,300,000. When we calculate depreciation expense for tax purposes, we will use the straight-line method. We depreciate buildings and improvements based upon estimated useful lives of 40 and 20 years, respectively.

Pacheco Pass Shopping Center was newly constructed in 2004. As of December 1, 2004, the property is currently in a leasing up phase and certain tenants have executed lease for retail space within the shopping center. The following table sets forth certain information with respect to those leases:

Edgar Filing: INLAND WESTERN RETAIL REAL ESTATE TRUST INC - Form POS AM

| Lessee | Approximate GLA Leased (Sq. Ft.) | Lease Ends | Current Annual Rent (\$) |
|--------------------------------|--|---------------|--------------------------------|
| Nextel Communications | 1,500 | 12/10 | 54,000 |
| Electronics Boutique | 1,500 | 11/13 | 52,500 |
| The Sleep Train | 4,550 | 11/13 | 111,475 |
| Best Buy | 30,000 | 01/14 | 417,240 |
| Cold Stone Creamery | 1,200 | 01/14 | 38,880 |
| Jamba Juice | 1,500 | 01/14 | 50,400 |
| Subway | 1,500 | 01/14 | 54,000 |
| Sip n' Hot | 1,650 | 01/14 | 56,925 |
| Maui Taco | 2,528 | 06/14 | 87,216 |
| Monterey Spa & Stove | 4,612 | 07/14 | 103,770 |
| Linens 'N Things | 27,984 | 01/15 | 377,784 |
| Bank of America (Ground Lease) | N/A | 01/24 | 120,000 |
| Chili's (Ground Lease) | N/A | 04/14 | 100,000 |

In general, each tenant will pay its proportionate share of real estate taxes, insurance and common area maintenance costs, although the leases with some tenants may provide that the tenant's liability for such expenses is limited in some way, usually so that their liability for such expenses does not exceed a specified amount.

LAKEWOOD TOWNE CENTER, LAKEWOOD, WASHINGTON

We purchased an existing shopping center known as Lakewood Towne Center, containing 578,863 gross leasable square feet. The center is located at Gravelly Lake Drive and 100th Street, in Lakewood, Washington.

We purchased this property from an unaffiliated third party. Our total acquisition cost was approximately \$81,100,000. This amount may increase by additional costs which have not yet been finally determined. We expect any additional costs to be insignificant. Our acquisition cost was approximately \$140 per square foot of leasable space.

We purchased this property with our own funds. On June 30, 2004, we obtained financing in the form of two loans totaling \$51,260,000. The first loan requires interest only payments on \$44,000,000 at an annual rate of 2.68% for the first ninety days and thereafter at the three month LIBOR Rate. This loan matures June 2009. The second loan requires interest only payments on \$7,260,000 at an annual rate of 3.83% for the first ninety days and thereafter at the LIBOR Rate. This loan matures July 2005.

We do not intend to make significant repairs and improvements to this property over the next few years. However, if we were to make any repairs or improvements, the tenants would be obligated to pay a substantial portion of any monies spent pursuant to the provisions of their respective leases.

Two tenants, Gottschalk's and Burlington Coat Factory, each lease more than 10% of the total gross leasable area of the property. The leases with these tenants require the tenants to pay base annual rent on a monthly basis as follows:

Edgar Filing: INLAND WESTERN RETAIL REAL ESTATE TRUST INC - Form POS AM

| Lessee | Approximate GLA Leased (Sq. Ft.) | % of Total GLA | Base Rent Per Square Foot Per Annum (\$) | Beginning |
|-------------------------|--|----------------------|---|----------------|
| Gottschalk's | 119,256 | 21 | 3.35 | 04/02 |
| Burlington Coat Factory | 70,533 | 12 | 5.50 5.75 | 08/03 09/08 |

For federal income tax purposes, the depreciable basis in this property will be approximately \$60,825,000. When we calculate depreciation expense for tax purposes, we will use the straight-line method. We depreciate buildings and improvements based upon estimated useful lives of 40 and 20 years, respectively.

Lakewood Towne Center was rebuilt in 2002 and 2003. As of December 1, 2004, this property was 95% occupied, with a total 548,113 square feet leased to 26 tenants. The following table sets forth certain information with respect to those leases:

| Lessee | Approximate GLA Leased (Sq. Ft.) | Lease Ends | Renewal Options | Current Annual Rent (\$) |
|--------------------------------|--|----------------|--------------------|--------------------------------|
| Rent-A-Center | 4,275 | 05/05 | 2/5 yr. | 47,025 |
| Catherine P.S. Plus | 4,507 | 07/05 | - | 63,098 |
| Pierce Transit | 4,200 | 07/06 | - | 42,000 |
| Merino's Fine Custom | 1,095 | 09/06 | 1/5 yr. | 21,900 |
| Old Country Buffet | 9,500 | 12/06 | 2/5 yr. | 118,750 |
| Old Navy | 16,172 | 01/08 | 2/5 yr. | 177,892 |
| Famous Footwear | 8,355 | 10/08 | 2/5 yr. | 125,325 |
| EB Games | 1,400 | 08/09 | 1/5 yr. | 35,000 |
| Wells Fargo Financial | 1,750 | 11/09 | - | 19,565 |
| Lowes Cineplex | 48,229 | 11/11 | 4/5 yr. | 516,816 |
| Barnes & Noble | 23,104 | 01/12 | 2/5 yr. | 317,680 |
| Michaels | 24,035 | 02/12 | 3/5 yr. | 288,420 |
| Gottschalk's | 119,256 | 02/12 | - | 400,000 |
| Bed Bath & Beyond | 30,530 | 01/13 | 3/5 yr. | 381,625 |
| The Dollar Store | 15,564 | 01/13 | 1/5 yr. | 210,114 |
| Ross Dress for Less | 30,151 | 01/13 | 4/5 yr. | 354,274 |
| Lakewood Dialysis | 9,450 | 03/13 | 2/5 yr. | 135,418 |
| Burlington Coat Factory | 70,533 | 08/13 | 3/5 yr. | 387,932 |
| Office Depot | 18,000 | 09/13 | 4/5 yr. | 265,500 |
| La Palma Restaurant | 5,120 | 01/14 | 2/5 yr. | 51,200 |
| Pier 1 Imports | 11,142 | 02/14 | 2/5 yr. | 192,200 |
| Motherhood Maternity Avenue | 1,750 5,682 | 05/14 01/16 | 1/5 yr. 3/5 yr. | 42,875 88,469 |
| 24 Hour Fitness | 20,219 | 12/16 | 2/5 yr. | 279,022 |
| G.I. Joes | 45,005 | 11/17 | 4/5 yr. | 540,060 |
| PETSMART | 19,089 | 01/19 | 4/5 yr. | 209,979 |

In general, each tenant will pay its proportionate share of real estate

Edgar Filing: INLAND WESTERN RETAIL REAL ESTATE TRUST INC - Form POS AM

taxes, insurance and common area maintenance costs, although the leases with some tenants may provide that the tenant's liability for such expenses is limited in some way, usually so that their liability for such expenses does not exceed a specified amount.

JOHN'S CREEK VILLAGE, DULUTH, GEORGIA

We purchased 141,802 square feet of a newly constructed shopping center known as John's Creek Village, which will contain 191,752 gross leasable square feet (which includes 10,555 square feet of ground lease space). The center is located at 11720 Medlock Bridge Road, in Duluth, Georgia.

We purchased this property from an unaffiliated third party. Our total acquisition cost for the entire property will be approximately \$42,503,000. Our acquisition cost for the portion we purchased was approximately \$29,158,000. This amount may increase by additional costs which have not yet been finally determined. We expect any additional costs to be insignificant. Our acquisition cost for the entire property will be approximately \$222 per square foot of leasable space.

We purchased this property with our own funds. On July 2, 2004, we obtained financing in the amount of \$23,300,000. The loan requires interest only payments at an annual rate of 5.10% and matures August 2009.

We do not intend to make significant repairs and improvements to this property over the next few years. However, if we were to make any repairs or improvements, the tenants would be obligated to pay a substantial portion of any monies spent pursuant to the provisions of their respective leases.

Three tenants, LA Fitness, Ross Dress For Less and T.J. Maxx, will lease more than 10% of the total gross leasable area of the property. The leases with these tenants require the tenants to pay base annual rent on a monthly basis as follows:

| Lessee | Approximate GLA Leased (Sq. Ft.) | % of Total GLA | Base Rent Per Square Foot Per Annum (\$) | Beginning |
|---------------------|--|----------------------|---|----------------|
| LA Fitness | 41,000 | 21 | 17.00 CPI | 12/03 12/13 |
| Ross Dress for Less | 30,187 | 16 | 10.75 | 05/04 |
| T.J. Maxx | 30,000 | 16 | 8.95 | 09/03 |

For federal income tax purposes, the depreciable basis in this property when completed will be approximately \$31,877,200. When we calculate depreciation expense for tax purposes, we will use the straight-line method. We depreciate buildings and improvements based upon estimated useful lives of 40 and 20 years, respectively.

John's Creek Village was newly constructed in 2003 and 2004. The property is currently leasing up the remaining vacancies and certain tenants have executed leases for retail space within the shopping center. As of December 1, 2004, the portion of the property we purchased was 100% occupied with a total 141,802 square feet leased to 15 tenants and two ground lease tenants. The following table sets forth certain information with respect to those leases:

| Lessee | Approximate GLA Leased (Sq. Ft.) | Lease Ends | Renewal Options | Current Annual Rent (\$) |
|------------------------|--|---------------|--------------------|--------------------------------|
| Nextel Communications | 1,640 | 11/08 | 2/5 yr. | 46,740 |
| American Mattress | 6,500 | 11/08 | 1/5 yr. | 100,750 |
| Electronics Boutique | 1,200 | 01/09 | 2/5 yr. | 36,000 |
| State Farm Insurance | 1,700 | 01/09 | 1/5 yr. | 45,050 |
| T-Mobile | 1,500 | 02/09 | 1/5 yr. | 51,000 |
| Cold Stone Creamery | 1,360 | 02/09 | 2/5 yr. | 39,440 |
| Portrait Innovations | 2,375 | 05/09 | - | 64,125 |
| T.J. Maxx | 30,000 | 09/13 | 4/5 yr. | 268,500 |
| Dry Cleaners | 1,700 | 12/13 | 2/5 yr. | 47,600 |
| Chipolte Mexican Grill | 3,000 | 12/13 | 3/5 yr. | 93,000 |
| Starbucks | 1,665 | 02/14 | 4/5 yr. | 56,527 |
| Ross Dress for Less | 30,187 | 01/15 | 4/5 yr. | 324,510 |
| Doctor's Visionworks | 2,400 | 03/14 | 2/5 yr. | 64,800 |
| Hollywood Video | 5,020 | 06/14 | 4/5 yr. | 124,245 |
| LA Fitness | 41,000 | 04/19 | 3/5 yr. | 697,000 |
| Chili's (Ground Lease) | 5,555 | 05/14 | 4/5 yr. | 100,000 |
| IHOP (Ground Lease) | 5,000 | 12/23 | 4/5 yr. | 85,000 |

In general, each tenant will pay its proportionate share of real estate taxes, insurance and common area maintenance costs, although the leases with some tenants may provide that the tenant's liability for such expenses is limited in some way, usually so that their liability for such expenses does not exceed a specified amount.

HUEBNER OAKS CENTER, SAN ANTONIO, TEXAS

We purchased an existing shopping center known as Huebner Oaks Center, containing 286,684 gross leasable square feet (which includes 8,036 square feet of ground lease space). The center is located at I-10 and Huebner Road, in San Antonio, Texas.

We purchased this property from an unaffiliated third party. Our total acquisition cost was approximately \$79,721,000. This amount may increase by additional costs which have not yet been finally determined. We expect any additional costs to be insignificant. Our acquisition cost was approximately \$278 per square foot of leasable space.

We purchased this property with our own funds. On June 22, 2004, we obtained financing in the form of two loans totaling \$48,000,000. The first loan requires interest only payments on \$31,723,000 at an annual rate of 4.20% and matures July 2010. The second loan requires interest only payments on \$16,277,000 at an annual rate of 3.96% and matures July 2010.

We do not intend to make significant repairs and improvements to this property over the next few years. However, if we were to make any repairs or improvements, the tenants would be obligated to pay a substantial portion of any monies spent pursuant to the provisions of their respective leases.

One tenant, Bed, Bath & Beyond, leases more than 10% of the total gross leasable area of the property. The lease with this tenant requires the tenant to

Edgar Filing: INLAND WESTERN RETAIL REAL ESTATE TRUST INC - Form POS AM

pay base annual rent on a monthly basis as follows:

214

| Lessee | Approximate GLA Leased (Sq. Ft.) | % of Total GLA | Base Rent Per Square Foot Per Annum (\$) | Lease Term Beginning To | |
|--------------------|--|----------------------|---|----------------------------|-------|
| Bed, Bath & Beyond | 35,009 | 12 | 9.65 | 03/97 | 03/02 |
| | | | 10.62 | 04/02 | 03/07 |
| | | | 11.68 | 04/07 | 01/08 |

For federal income tax purposes, the depreciable basis in this property will be approximately \$60,006,000. When we calculate depreciation expense for tax purposes, we will use the straight-line method. We depreciate buildings and improvements based upon estimated useful lives of 40 and 20 years, respectively.

Huebner Oaks Center was built between 1997 and 1998. As of December 1, 2004, this property was 98% occupied, with a total 282,286 square feet leased to 55 tenants and one ground lease tenant. The following table sets forth certain information with respect to those leases:

| Lessee | Approximate GLA Leased (Sq. Ft.) | Lease Ends | Renewal Options | Current Annual Rent (\$) |
|-----------------------|--|---------------|----------------------|--------------------------------|
| Mattress Firm | 2,942 | 05/05 | - | 64,724 |
| Compass ATM | 60 | 07/05 | 1/2 yr. | 20,000 |
| AAA Texas | 3,682 | 11/05 | 1/5 yr. | 77,322 |
| Marble Slab | 1,542 | 12/05 | 1/3 yr. & 1/5 yr. | 37,008 |
| Kinko's | 4,760 | 02/06 | 3/5 yr. | 92,249 |
| EB Game World | 1,160 | 08/06 | 1/5 yr. | 33,640 |
| Pier 1 Imports | 8,990 | 02/07 | 3/5 yr. | 182,137 |
| Old Navy | 14,000 | 03/07 | 1/5 yr. | 196,000 |
| Shoes 4 Kids | 1,000 | 02/07 | 1/3 yr. | 26,500 |
| La Madeleine | 4,200 | 03/07 | 2/5 yr. | 86,100 |
| Moon Mippy | 930 | 04/07 | 1/4 yr. | 26,040 |
| Club Humidor | 2,254 | 06/07 | - | 54,096 |
| Cingular Wireless | 2,502 | 06/07 | - | 60,048 |
| All Ashore Sportswear | 1,264 | 07/07 | - | 27,808 |
| Pearle Vision | 2,721 | 07/07 | 2/5 yr. | 68,025 |
| Beauty First | 3,681 | 09/07 | 1/5 yr. | 77,301 |
| Verizon Wireless | 1,803 | 10/07 | 1/5 yr. | 46,878 |
| Oreck Homecare | 1,103 | 10/07 | 1/5 yr. | 24,266 |
| Bed, Bath & Beyond | 35,009 | 01/08 | 2/5 yr. | 371,796 |
| Frankly Fake Copy | 854 | 01/08 | 1/5 yr. | 23,912 |
| Ross Dress for Less | 28,200 | 01/08 | 5/5 yr. | 267,900 |
| Men's Wearhouse | 4,500 | 02/08 | 2/5 yr. | 88,020 |
| Fire Wok | 2,500 | 03/08 | 1/5 yr. | 52,500 |
| Ride Away Bicycles | 3,917 | 04/08 | - | 58,755 |
| Claire's Boutique | 1,200 | 08/08 | - | 33,600 |
| Sports Clips | 1,057 | 09/08 | - | 27,482 |

Edgar Filing: INLAND WESTERN RETAIL REAL ESTATE TRUST INC - Form POS AM

| | | | | |
|-------------------|-------|-------|---------|---------|
| Gap Kids | 8,500 | 09/08 | 1/5 yr. | 180,540 |
| Victoria's Secret | 4,500 | 09/08 | - | 94,500 |

215

| Lessee | Approximate GLA Leased (Sq. Ft.) | Lease Ends | Renewal Options | Current Annual Rent (\$) |
|--|--|---------------|--------------------|--------------------------------|
| Bath & Body Works | 2,500 | 09/08 | - | 58,750 |
| Lane Bryant | 4,500 | 09/08 | - | 94,500 |
| Banana Republic | 5,964 | 09/08 | 1/5 yr. | 114,807 |
| California Pizza Kitchen | 4,301 | 10/08 | 2/5 yr. | 118,708 |
| GNC | 1,155 | 10/08 | - | 28,875 |
| Hallmark Creations | 6,416 | 10/08 | 2/5 yr. | 130,566 |
| Barbeques Galore | 4,498 | 11/08 | 2/5 yr. | 124,145 |
| Abercrombie & Fitch | 6,766 | 11/08 | - | 135,320 |
| Casual Male Big & Tall | 3,914 | 12/08 | - | 90,022 |
| Eddie Bauer | 6,384 | 01/09 | - | 193,691 |
| Gymboree | 1,925 | 01/09 | - | 46,200 |
| Ann Taylor | 4,500 | 01/09 | - | 131,175 |
| Starbucks | 1,690 | 02/09 | 2/5 yr. | 38,870 |
| Steak Escape | 1,663 | 03/09 | 1/5 yr. | 39,912 |
| Tanfastic | 1,824 | 04/09 | - | 43,776 |
| Cactus Low Carb Superstore | 2,083 | 05/09 | 1/5 yr. | 33,328 |
| Brighton | 1,498 | 06/09 | - | 41,285 |
| Inksell.com | 1,000 | 07/09 | 1/5 yr. | 30,000 |
| Ben Adams Jewelers | 3,234 | 11/09 | - | 83,853 |
| Bombay Company | 4,500 | 12/09 | - | 121,500 |
| Yankee Candle | 2,028 | 02/10 | - | 54,756 |
| Talbots | 6,314 | 01/11 | 1/3 yr. | 164,164 |
| Chico's | 3,060 | 07/11 | 2/5 yr. | 107,100 |
| Macaroni Grill | 7,846 | 08/12 | 2/5 yr. | 107,000 |
| American Eagle | 5,800 | 01/14 | - | 168,200 |
| Chipotle Mexican Grill | 2,556 | 03/14 | 2/5 yr. | 69,012 |
| Borders Books | 27,500 | 01/18 | 5/5 yr. | 411,670 |
| Saltgrass Restaurant (Ground Lease) | 8,036 | 06/07 | 4/5 yr. | 105,000 |

In general, each tenant will pay its proportionate share of real estate taxes, insurance and common area maintenance costs, although the leases with some tenants may provide that the tenant's liability for such expenses is limited in some way, usually so that their liability for such expenses does not exceed a specified amount.

PINE RIDGE PLAZA, LAWRENCE, KANSAS

We purchased an existing shopping center known as Pine Ridge Plaza, containing 230,510 gross leasable square feet (which includes 84,676 square feet of ground lease space). The center is located at 3106 - 3140 Iowa Street, in Lawrence, Kansas.

We purchased this property from an unaffiliated third party. Our total acquisition cost was approximately \$26,982,000. This amount may increase by additional costs which have not yet been finally determined. We expect any additional costs to be insignificant. Our acquisition cost was approximately

Edgar Filing: INLAND WESTERN RETAIL REAL ESTATE TRUST INC - Form POS AM

\$117 per square foot of leasable space.

216

We purchased this property with our own funds. On July 27, 2004, we obtained financing in the amount of \$14,700,000. The loan requires interest only payments at an annual rate of 5.085% and matures August 2009.

We do not intend to make significant repairs and improvements to this property over the next few years. However, if we were to make any repairs or improvements, the tenants would be obligated to pay a substantial portion of any monies spent pursuant to the provisions of their respective leases.

Three tenants, Kohl's, T.J. Maxx and Bed, Bath & Beyond, each lease more than 10% of the total gross leasable area of the property. The leases with these tenants require the tenants to pay base annual rent on a monthly basis as follows:

| Lessee | Approximate GLA Leased (Sq. Ft.) | % of Total GLA | Base Rent Per Square Foot Per Annum (\$) | Lease Beginning |
|--------------------------------------|--|----------------------|---|--------------------|
| Kohl's* | 80,654 | 35 | N/A | 03/98 |
| T.J. Maxx | 25,420 | 11 | 8.50 9.00 | 04/04 04/09 |
| Bed, Bath & Beyond * Ground lease | 24,000 | 10 | 10.00 | 12/03 |

For federal income tax purposes, the depreciable basis in this property will be approximately \$20,236,000. When we calculate depreciation expense for tax purposes, we will use the straight-line method. We depreciate buildings and improvements based upon estimated useful lives of 40 and 20 years, respectively.

Pine Ridge Plaza was redeveloped from 1998 through 2004 and the inline strip center portion of the property was completed in 2001. As of December 1, 2004, this property was 100% occupied, with a total 230,510 square feet leased to 12 tenants and two ground lease tenants. The following table sets forth certain information with respect to those leases:

| Lessee | Approximate GLA Leased (Sq. Ft.) | Lease Ends | Renewal Options | Current Annual Rent (\$) |
|---------------------|--|---------------|--------------------|--------------------------------|
| Old Navy | 22,000 | 07/06 | 2/5 yr. | 220,000 |
| Deals | 9,862 | 08/07 | 2/5 yr. | 128,206 |
| Electronic Boutique | 2,190 | 03/08 | 2/5 yr. | 41,063 |
| Sports Clips | 2,190 | 05/08 | 1/5 yr. | 31,317 |
| Famous Footwear | 12,000 | 05/11 | 3/5 yr. | 180,000 |
| Bath & Body Works | 2,500 | 01/12 | 2/5 yr. | 37,500 |
| Hurst Diamonds | 1,375 | 01/12 | 1/5 yr. | 24,750 |
| Jason's Deli | 5,000 | 02/12 | 3/5 yr. | 90,000 |

Edgar Filing: INLAND WESTERN RETAIL REAL ESTATE TRUST INC - Form POS AM

| | | | | |
|------------------------|--------|-------|---------|---------|
| Bed, Bath & Beyond | 24,000 | 01/14 | 3/5 yr. | 240,000 |
| Michaels | 21,000 | 02/14 | 4/5 yr. | 201,495 |
| T.J. Maxx | 25,420 | 03/14 | 4/5 yr. | 216,070 |
| Cost Plus World Market | 18,297 | 01/15 | 3/5 yr. | 247,010 |

217

| Lessee | Approximate GLA Leased (Sq. Ft.) | Lease Ends | Renewal Options | Current Annual Rent (\$) |
|-----------------------|--|---------------|--------------------|--------------------------------|
| Kohl's (Ground Lease) | 80,654 | 01/19 | 6/5 yr. | 360,000 |
| IHOP (Ground Lease) | 4,022 | 11/19 | 3/5 yr. | 60,504 |

In general, each tenant will pay its proportionate share of real estate taxes, insurance and common area maintenance costs, although the leases with some tenants may provide that the tenant's liability for such expenses is limited in some way, usually so that their liability for such expenses does not exceed a specified amount.

ECKERD DRUG STORES

We purchased the following four separate existing freestanding retail properties built during 2003 and 2004 known as Eckerd Drug Stores, containing a total of 54,912 gross leasable square feet.

| Location | Square Feet | Lease Term |
|---|-------------|---------------------|
| 1100 W. Hampton Boulevard Greer, South Carolina | 13,824 | 06/03/04 - 06/02/24 |
| 2041 S. Croatan Highway Kill Devil Hills, North Carolina | 13,824 | 06/03/04 - 06/02/24 |
| Broad River and Kennerly Columbia, South Carolina | 13,440 | 06/03/04 - 06/02/24 |
| 1106 Main Street Crossville, Tennessee | 13,824 | 06/03/04 - 06/02/24 |

We purchased the four Eckerd Drug Stores from Eckerd, an unaffiliated third party. Our total acquisition cost, including expenses, was approximately \$12,604,000. This amount may increase by additional costs which have not yet been finally determined. We expect any additional costs to be insignificant. Our acquisition cost was approximately \$230 per square foot of leasable space.

We purchased these properties with our own funds. On July 21, 2004, we obtained financing in the form of four loans totaling \$6,800,000. The loans on each property are as follows: Eckerd Drug Store in Greer, South Carolina requires interest only payments on \$1,650,000; Eckerd Drug Store in Kill Devil Hills, North Carolina requires interest only payments on \$1,975,000; Eckerd Drug Store in Columbia, South Carolina requires interest only payments on \$1,750,000;

Edgar Filing: INLAND WESTERN RETAIL REAL ESTATE TRUST INC - Form POS AM

and Eckerd Drug Store in Crossville, Tennessee requires interest only payments on \$1,425,000. The interest rate of all the properties' loans is 5.275% and all the properties' loans mature in August 2009.

In evaluating these properties as potential acquisitions and determining the appropriate amount of consideration to be paid for the properties, we considered a variety of factors including location, demographics, quality of tenant, length of lease, price per square foot, occupancy and the fact that overall rental rate at the property is comparable to market rates. We believe that each of these properties is well located, has acceptable roadway access and is well maintained. These properties will be subject to competition from similar properties within their market area, and economic performance could be

218

affected by changes in local economic conditions. We did not consider any other factors materially relevant to the decision to acquire these properties.

One tenant, Eckerd Drug Store, leases 100% of the total gross leasable area of each property. The leases with this tenant requires the tenant to pay base annual rent on a monthly basis as follows:

| Lessee/Location | Approximate GLA Leased (Sq. Ft.) | % of Total GLA of each Property | Current Annual Rent (\$) | Renewal Options | Base Rent Per Square Foot Per Annum (\$) | Beg |
|--|--|--|-----------------------------------|--------------------|---|-----|
| 1100 W. Hampton Blvd. Greer, SC | 13,824 | 100 | 254,727 | 4/5 yr. | 18.43 | 06 |
| 2041 S. Croatan Hwy. Kill Devil Hills, NC | 13,824 | 100 | 302,950 | 4/5 yr. | 21.91 | 06 |
| Broad River and Kennerly Columbia, SC | 13,440 | 100 | 270,580 | 4/5 yr. | 20.13 | 06 |
| 1106 Main Street Crossville, TN | 13,824 | 100 | 217,875 | 4/5 yr. | 15.76 | 06 |

For federal income tax purposes, the depreciable basis in these properties will be approximately \$9,453,000. When we calculate depreciation expense for tax purposes, we will use the straight-line method. We depreciate buildings and improvements based upon estimated useful lives of 40 and 20 years, respectively.

PLAZA SANTA FE, PHASE II, SANTA FE, NEW MEXICO

We purchased an existing shopping center known as Plaza Santa Fe, Phase II, containing 222,389 gross leasable square feet. The center is located at Cerrillos Road and Zafarano Boulevard in Santa Fe, New Mexico.

We purchased this property from an unaffiliated third party. Our total

Edgar Filing: INLAND WESTERN RETAIL REAL ESTATE TRUST INC - Form POS AM

acquisition cost was approximately \$30,971,000. This amount may increase by additional costs which have not yet been finally determined. We expect any additional costs to be insignificant. Our acquisition cost was approximately \$139 per square foot of leasable space.

We purchased this property with our own funds and by assuming the existing mortgage debt on the property. The outstanding balance on the mortgage debt at the date of acquisition was \$17,551,721. This loan requires monthly principal and interest payments based on a fixed interest rate of 6.2% per annum and cannot be prepaid prior to January 2005. The loan matures on December 1, 2012.

219

We do not intend to make significant repairs and improvements to this property over the next few years. However, if we were to make any repairs or improvements, the tenants would be obligated to pay a substantial portion of any monies spent pursuant to the provisions of their respective leases.

Three tenants, Best Buy, Linens 'N Things and T.J. Maxx, each lease more than 10% of the total gross leasable area of the property. The leases with these tenants require the tenants to pay base annual rent on a monthly basis as follows:

| Lessee | Approximate GLA Leased (Sq. Ft.) | % of Total GLA | Base Rent Per Square Foot Per Annum (\$) | Beginning |
|------------------|--|----------------------|---|-------------------------|
| Best Buy | 31,226 | 14 | 13.50 14.00 | 09/01 02/09 |
| Linens 'N Things | 31,500 | 14 | 13.50 14.85 16.34 | 11/00 02/06 02/11 |
| T.J. Maxx | 30,900 | 14 | 10.50 | 11/00 |

For federal income tax purposes, the depreciable basis in this property will be approximately \$23,300,000. When we calculate depreciation expense for tax purposes, we will use the straight-line method. We depreciate buildings and improvements based upon estimated useful lives of 40 and 20 years, respectively.

Plaza Santa Fe Phase II was built between 2000 to 2002. As of December 1, 2004, this property was 98% occupied, with a total 217,329 square feet leased to 20 tenants. The following table sets forth certain information with respect to those leases:

| Lessee | Approximate GLA Leased (Sq. Ft.) | Lease Ends | Renewal Options | Current Annual Rent (\$) |
|----------------------|--|---------------|--------------------|--------------------------------|
| State Farm Insurance | 1,250 | 02/05 | 2/3 yr. | 27,500 |
| Old Navy | 20,115 | 11/06 | 2/5 yr. | 251,438 |
| H & R Block | 1,900 | 10/07 | 1/5 yr. | 38,000 |

Edgar Filing: INLAND WESTERN RETAIL REAL ESTATE TRUST INC - Form POS AM

| | | | | |
|---------------------|--------|-------|---------|---------|
| Corral West | 7,556 | 10/07 | 1/5 yr. | 75,560 |
| Cactus Salon | 1,250 | 01/08 | 1/5 yr. | 30,000 |
| French & French | 3,038 | 11/08 | 1/7 yr. | 69,874 |
| Alltel | 3,932 | 12/08 | 2/5 yr. | 112,612 |
| T.J. Maxx | 30,900 | 11/10 | 3/5 yr. | 324,450 |
| Michaels | 20,280 | 03/11 | 3/5 yr. | 253,500 |
| D & A Mattress | 4,710 | 05/11 | 2/5 yr. | 89,490 |
| Famous Footwear | 8,000 | 01/12 | 2/5 yr. | 136,000 |
| Super Nails | 1,000 | 05/12 | 1/5 yr. | 30,000 |
| Quizno's | 1,900 | 08/12 | 1/5 yr. | 37,715 |
| Osaka Grill | 6,000 | 09/12 | 2/5 yr. | 150,000 |
| Payless Shoe Source | 2,850 | 09/13 | 2/5 yr. | 57,000 |
| Men's Wearhouse | 4,505 | 02/15 | 1/5 yr. | 83,343 |

220

| Lessee | Approximate GLA Leased (Sq. Ft.) | Lease Ends | Renewal Options | Current Annual Rent (\$) |
|------------------|--|---------------|--------------------|--------------------------------|
| Linens 'N Things | 31,500 | 01/16 | 3/5 yr. | 425,250 |
| Best Buy | 31,226 | 01/17 | 2/5 yr. | 421,551 |
| PETsMART | 20,010 | 01/17 | 3/5 yr. | 284,742 |
| Borders | 15,407 | 01/18 | 5/5 yr. | 234,957 |

In general, each tenant will pay its proportionate share of real estate taxes, insurance and common area maintenance costs, although the leases with some tenants may provide that the tenant's liability for such expenses is limited in some way, usually so that their liability for such expenses does not exceed a specified amount.

NORTHPOINTE PLAZA, SPOKANE, WASHINGTON

We purchased an existing shopping center known as Northpointe Plaza, containing 377,949 gross leasable square feet (which consists of 18,719 square feet of ground lease space). The center is located at 10100 N. Newport Highway in Spokane, Washington.

We purchased this property from an unaffiliated third party. Our total acquisition cost was approximately \$54,524,000. This amount may increase by additional costs which have not yet been finally determined. We expect any additional costs to be insignificant. Our acquisition cost was approximately \$144 per square foot of leasable space.

We purchased this property with our own funds. On June 4, 2004, we obtained financing in the amount of \$30,850,000. The loan requires interest only payments at an annual rate of 4.272% and matures in May 2009.

We do not intend to make significant repairs and improvements to this property over the next few years. However, if we were to make any repairs or improvements, the tenants would be obligated to pay a substantial portion of any monies spent pursuant to the provisions of their respective leases.

Three tenants, Safeway, Best Buy and Gart Sports, each leases more than 10% of the total gross leasable area of the property. The leases with these tenants require the tenants to pay base annual rent on a monthly basis as follows:

Edgar Filing: INLAND WESTERN RETAIL REAL ESTATE TRUST INC - Form POS AM

| Lessee | Approximate GLA Leased (Sq. Ft.) | % of Total GLA | Base Rent Per Square Foot Per Annum (\$) | Beginning |
|---------|--|----------------------|---|-----------|
| Safeway | 47,000 | 12 | 7.09 | 11/90 |
| | | | 7.43 | 11/95 |
| | | | 7.44 | 12/95 |
| | | | 7.80 | 11/00 |
| | | | 7.82 | 12/00 |
| | | | 8.19 | 11/05 |
| | | | 8.21 | 12/05 |

221

| Lessee | Approximate GLA Leased (Sq. Ft.) | % of Total GLA | Base Rent Per Square Foot Per Annum (\$) | Beginning |
|-------------|--|----------------------|---|-----------|
| Best Buy | 45,000 | 12 | 7.56 | 10/01 |
| | | | 8.12 | 02/07 |
| | | | 8.71 | 02/12 |
| Gart Sports | 45,658 | 12 | 9.95 | 10/97 |
| | | | 10.56 | 09/98 |
| | | | 11.56 | 11/02 |
| | | | 12.66 | 11/07 |

For federal income tax purposes, the depreciable basis in this property will be approximately \$40,893,000. When we calculate depreciation expense for tax purposes, we will use the straight-line method. We depreciate buildings and improvements based upon estimated useful lives of 40 and 20 years, respectively.

Northpointe Plaza was built between 1991 to 1993. As of December 1, 2004, this property was 99% occupied, with a total 373,207 square feet leased to 27 tenants and four ground lease tenants. The following table sets forth certain information with respect to those leases:

| Lessee | Approximate GLA Leased (Sq. Ft.) | Lease Ends | Renewal Options | Current Annual Rent (\$) |
|-----------------------|--|---------------|--------------------|--------------------------------|
| RadioShack | 2,764 | 08/05 | - | 34,550 |
| Payless Shoes | 2,992 | 11/05 | 1/5 yr. | 52,659 |
| T.J. Maxx | 24,894 | 01/06 | 2/5 yr. | 186,705 |
| Sally Beauty Supplies | 1,778 | 03/06 | 2/5 yr. | 22,401 |
| Corral West | 7,560 | 03/06 | 1/5 yr. | 64,260 |
| Great Clips | 1,600 | 05/06 | - | 27,920 |

Edgar Filing: INLAND WESTERN RETAIL REAL ESTATE TRUST INC - Form POS AM

| | | | | |
|-------------------------------------|--------|-------|---------|---------|
| Mother Cupboard | 1,600 | 05/06 | 1/5 yr. | 26,400 |
| Washington Mutual | 4,500 | 06/06 | 2/5 yr. | 82,404 |
| Fashion Bug | 9,000 | 01/07 | 3/5 yr. | 81,000 |
| Pier 1 Imports | 10,000 | 06/07 | 2/5 yr. | 148,200 |
| Foxy Nails | 1,840 | 10/07 | 1/5 yr. | 33,180 |
| Payday Plus | 1,250 | 06/08 | 1/5 yr. | 26,400 |
| Mark Webb | 1,500 | 01/09 | - | 25,500 |
| America's Best | 4,500 | 03/09 | - | 72,000 |
| Hollywood Video | 7,500 | 08/09 | 1/5 yr. | 141,450 |
| Safeway | 47,000 | 11/10 | 7/5 yr. | 367,386 |
| Safeway Gas Bar (Ground Lease) | 4,000 | 01/11 | 7/5 yr. | 98,000 |
| Bath & Body Works | 2,363 | 01/11 | 2/5 yr. | 42,888 |
| Marks Hallmark | 3,426 | 01/11 | - | 75,390 |
| Mail Boxes, Etc. | 1,600 | 07/11 | 1/5 yr. | 27,200 |
| Red Robin Restaurant (Ground Lease) | 6,469 | 11/11 | 4/5 yr. | 87,808 |
| Taco Bell (Ground Lease) | 3,000 | 05/12 | 4/5 yr. | 54,996 |

222

| Lessee | Approximate GLA Leased (Sq. Ft.) | Lease Ends | Renewal Options | Current Annual Rent (\$) |
|--------------------------|--|---------------|--------------------|--------------------------------|
| Gart Sports | 45,658 | 01/13 | 2/5 yr. | 527,592 |
| Old Country Buffet | 10,172 | 01/13 | 2/5 yr. | 140,373 |
| Azteca Restaurant | 5,275 | 04/13 | 2/5 yr. | 87,860 |
| Staples | 25,356 | 07/13 | 3/5 yr. | 305,793 |
| PETSMART | 26,175 | 08/13 | 4/5 yr. | 376,396 |
| Linens 'N Things | 36,554 | 09/15 | 3/5 yr. | 448,517 |
| Best Buy | 45,000 | 01/17 | 3/5 yr. | 340,000 |
| Borders | 22,631 | 01/18 | 5/5 yr. | 178,785 |
| Applebees (Ground Lease) | 5,230 | 12/27 | 4/5 yr. | 66,999 |

In general, each tenant will pay its proportionate share of real estate taxes, insurance and common area maintenance costs, although the leases with some tenants may provide that the tenant's liability for such expenses is limited in some way, usually so that their liability for such expenses does not exceed a specified amount.

WATAUGA PAVILION, WATAUGA, TEXAS

We purchased a newly constructed shopping center known as Watauga Pavilion, containing 205,195 gross leasable square feet. The center is located at 7600-7620 Denton Highway in Watauga, Texas.

We purchased this property from an unaffiliated third party. Our total acquisition cost was approximately \$35,669,000. This amount may increase by additional costs which have not yet been finally determined. We expect any additional costs to be insignificant. Our acquisition cost was approximately \$173 per square foot of leasable space.

We purchased this property with our own funds. On June 7, 2004, we obtained financing in the amount of \$19,617,000. The loan requires interest only payments at an annual rate of 4.140% and matures in July 2010.

Edgar Filing: INLAND WESTERN RETAIL REAL ESTATE TRUST INC - Form POS AM

We do not intend to make significant repairs and improvements to this property over the next few years. However, if we were to make any repairs or improvements, the tenants would be obligated to pay a substantial portion of any monies spent pursuant to the provisions of their respective leases.

Three tenants, Oshman's Sporting Goods, Ross Dress for Less and Bed, Bath & Beyond, each lease more than 10% of the total gross leasable area of the property. The leases with these tenants require the tenants to pay base annual rent on a monthly basis as follows:

| Lessee | Approximate GLA Leased (Sq. Ft.) | % of Total GLA | Base Rent Per Square Foot Per Annum (\$) | Beginning | Leas |
|-------------------------|--|----------------------|---|----------------|------|
| Oshman's Sporting Goods | 32,630 | 16 | 10.50 11.00 | 03/04 02/10 | |

223

| Lessee | Approximate GLA Leased (Sq. Ft.) | % of Total GLA | Base Rent Per Square Foot Per Annum (\$) | Beginning | Leas |
|---------------------|--|----------------------|---|----------------|------|
| Ross Dress for Less | 30,130 | 15 | 9.25 9.50 | 05/04 06/09 | |
| Bed, Bath & Beyond | 24,272 | 12 | 7.50 | 01/04 | |

For federal income tax purposes, the depreciable basis in this property will be approximately \$26,800,000. When we calculate depreciation expense for tax purposes, we will use the straight-line method. We depreciate buildings and improvements based upon estimated useful lives of 40 and 20 years, respectively.

Watauga Pavilion was built during 2003 to 2004. As of December 1, 2004, this property was 96% occupied, with a total 197,218 square feet leased to 16 tenants. The following table sets forth certain information with respect to those leases:

| Lessee | Approximate GLA Leased (Sq. Ft.) | Lease Ends | Renewal Options | Current Annual Rent (\$) |
|------------------|--|------------|--------------------|-----------------------------|
| Cool Cuts 4 Kids | 1,210 | 10/08 | 1/5 yr. | 25,410 |
| Sprint Spectrum | 2,738 | 12/08 | 2/5 yr. | 60,236 |
| Mattress Giant | 5,000 | 01/09 | 2/5 yr. | 110,000 |
| EB Games | 1,500 | 02/09 | 2/5 yr. | 34,500 |
| Beauty Brands | 6,260 | 02/09 | 2/5 yr. | 138,600 |

Edgar Filing: INLAND WESTERN RETAIL REAL ESTATE TRUST INC - Form POS AM

| | | | | |
|----------------------------|--------|-------|---------|---------|
| Vision City | 2,258 | 10/09 | 3/5 yr. | 63,224 |
| Half Price Books | 9,663 | 01/14 | 2/5 yr. | 115,956 |
| Bed, Bath & Beyond | 24,272 | 01/14 | 3/5 yr. | 182,040 |
| Pier 1 Imports | 9,373 | 02/14 | 2/5 yr. | 161,491 |
| Office Depot | 20,000 | 04/14 | 3/5 yr. | 260,832 |
| Zales Fine Jewelry | 2,805 | 12/14 | 2/5 yr. | 78,540 |
| Party City | 12,000 | 01/15 | 3/5 yr. | 159,000 |
| Ross Dress for Less | 30,130 | 01/15 | 5/5 yr. | 278,703 |
| Oshman's Sporting Goods | 32,630 | 01/15 | 3/5 yr. | 342,615 |
| Cost Plus World Market | 17,999 | 01/15 | 3/5 yr. | 238,487 |
| PETSMART | 19,380 | 03/19 | 4/5 yr. | 201,552 |

In general, each tenant will pay its proportionate share of real estate taxes, insurance and common area maintenance costs, although the leases with some tenants may provide that the tenant's liability for such expenses is limited in some way, usually so that their liability for such expenses does not exceed a specified amount.

224

EASTWOOD TOWNE CENTER, LANSING, MICHIGAN

We purchased an existing shopping center known as Eastwood Towne Center, containing 332,131 gross leasable square feet (which consists of 24,110 square feet of ground lease space). The center is located at 3003 Preyde Boulevard in Lansing, Michigan.

We purchased this property from an unaffiliated third party. Our total acquisition cost was approximately \$85,000,000. This amount may increase by additional costs which have not yet been finally determined. We expect any additional costs to be insignificant. Our acquisition cost was approximately \$256 per square foot of leasable space.

We purchased this property with our own funds. On June 23, 2004, we obtained financing in the amount of \$46,750,000. The loan requires interest only payments at an annual rate of 4.64% and matures in July 2009.

We do not intend to make significant repairs and improvements to this property over the next few years. However, if we were to make any repairs or improvements, the tenants would be obligated to pay a substantial portion of any monies spent pursuant to the provisions of their respective leases.

One tenant, Dick's Sporting Goods, leases more than 10% of the total gross leasable area of the property. The lease with this tenant requires the tenant to pay base annual rent on a monthly basis as follows:

| Lessee | Approximate GLA Leased (Sq. Ft.) | % of Total GLA | Base Rent Per Square Foot Per Annum (\$) | Lea Beginning |
|-----------------------|--|----------------------|---|----------------------------------|
| ----- | | | | |
| Dick's Sporting Goods | 45,000 | 13 | 0 8.00 8.50 9.00 | 09/02 07/04 02/08 02/13 |

Edgar Filing: INLAND WESTERN RETAIL REAL ESTATE TRUST INC - Form POS AM

For federal income tax purposes, the depreciable basis in this property will be approximately \$63,750,000. When we calculate depreciation expense for tax purposes, we will use the straight-line method. We depreciate buildings and improvements based upon estimated useful lives of 40 and 20 years, respectively.

Eastwood Towne Center was built in 2002. As of December 1, 2004, this property was 97% occupied, with a total 322,722 square feet leased to 57 tenants and four ground lease tenants. The following table sets forth certain information with respect to those leases:

| Lessee | Approximate GLA Leased (Sq. Ft.) | Lease Ends | Renewal Options | Current Annual Rent (\$) |
|--------------------------------|--|------------|--------------------|-----------------------------|
| State Employee Credit Union | 2,120 | 09/07 | 2/5 yr. | 74,200 |
| Panchero's | 2,409 | 09/07 | 2/5 yr. | 52,998 |
| Claire's | 1,200 | 09/07 | 1/5 yr. | 38,400 |
| Sprint PCS | 1,089 | 09/07 | 1/5 yr. | 47,916 |
| Fabiano's Candies | 1,090 | 09/07 | 1/5 yr. | 27,250 |

225

| Lessee | Approximate GLA Leased (Sq. Ft.) | Lease Ends | Renewal Options | Current Annual Rent (\$) |
|---------------------------|--|------------|---------------------------------|-----------------------------|
| Electronics Boutique | 1,148 | 09/07 | 2/3 yr. | 45,920 |
| Hallmark | 4,500 | 02/08 | 2/5 yr. | 94,500 |
| Star Image Photography | 825 | 07/08 | 3/5 yr. | 28,875 |
| LA Weight Loss | 1,100 | 04/09 | - | 22,000 |
| See Optics | 1,200 | 09/09 | 1/5 yr. 1/4 yr. | 45,000 |
| Banana Republic | 7,000 | 09/10 | 1/4 yr. & 1/3 yr. | 105,000 |
| The Gap | 7,526 | 09/10 | 1/4 yr. & 1/3 yr. 1/3 yr. | 120,416 |
| Maggie Moo's | 1,105 | 10/10 | 2/5 yr. | 44,200 |
| Beauty First | 3,388 | 10/10 | 1/7 yr. | 84,700 |
| Pier 1 Imports | 10,002 | 06/12 | 2/5 yr. | 200,040 |
| Limited Too | 3,980 | 09/12 | 1/5 yr. | 91,540 |
| Old Thyme Herbs | 1,000 | 09/12 | 2/5 yr. | 38,000 |
| Mall Office | 1,000 | 09/12 | - | 20,000 |
| Ritz Camera | 1,500 | 09/12 | 2/5 yr. | 37,500 |
| Johnny Rockets | 2,592 | 09/12 | 4/5 yr. | 85,536 |
| Claddagh Pub | 5,987 | 09/12 | 2/5 yr. | 137,701 |
| Forever 21 | 6,838 | 09/12 | 2/5 yr. | 143,598 |
| Casual Corner | 6,019 | 09/12 | 1/5 yr. | 150,475 |
| Subway | 1,729 | 10/12 | 2/5 yr. | 60,515 |
| Treehouse Toys | 4,716 | 10/12 | 2/5 yr. | 113,184 |
| Mitchell's Fish | | | | |

Edgar Filing: INLAND WESTERN RETAIL REAL ESTATE TRUST INC - Form POS AM

| | | | | |
|--------------------------|--------|-------|---------|---------|
| Market | 7,264 | 11/12 | 2/5 yr. | 183,416 |
| Coldwater Creek | 6,000 | 11/12 | 2/5 yr. | 150,000 |
| J. Crew | 6,000 | 01/13 | 1/5 yr. | 144,000 |
| Guess | 5,000 | 01/13 | - | 125,000 |
| White House Black Market | 1,850 | 01/13 | 2/5 yr. | 61,050 |
| Express | 8,000 | 01/13 | 2/5 yr. | 192,000 |
| Victoria's Secret | 6,500 | 01/13 | 2/5 yr. | 156,000 |
| DSW Shoe Warehouse | 25,000 | 01/13 | 4/5 yr. | 300,000 |
| Jos A. Banks | 4,500 | 01/13 | 1/5 yr. | 121,500 |
| American Eagle | 5,400 | 01/13 | 2/5 yr. | 129,600 |
| Ann Taylor Loft | 5,280 | 01/13 | 2/5 yr. | 132,000 |
| Bath & Body Works | 3,360 | 01/13 | 2/5 yr. | 80,640 |
| Yankee Candle | 2,500 | 01/13 | 2/5 yr. | 75,000 |
| The Children's Place | 4,526 | 01/13 | 2/5 yr. | 117,676 |
| Aeropostal | 3,600 | 01/13 | 1/5 yr. | 86,400 |
| Starbuck's | 1,440 | 02/13 | 4/5 yr. | 50,400 |
| Lane Bryant | 5,390 | 02/13 | 2/5 yr. | 140,140 |
| McAlister's Deli | 3,311 | 02/13 | 2/5 yr. | 79,464 |
| Christopher & Banks | 3,000 | 03/13 | 2/5 yr. | 105,000 |

226

| Lessee | Approximate GLA Leased (Sq. Ft.) | Lease Ends | Renewal Options | Current Annual Rent (\$) |
|-----------------------------|--|------------|--------------------|-----------------------------|
| Venetian Nails | 1,376 | 04/13 | 2/5 yr. | 48,160 |
| April Cornell | 2,250 | 05/13 | 2/5 yr. | 76,500 |
| Mother's Work | 2,685 | 06/13 | 2/5 yr. | 93,975 |
| Capitol Fur | 1,157 | 10/13 | 2/5 yr. | 30,081 |
| Hampton Jewelers | 2,163 | 10/13 | 2/5 yr. | 43,260 |
| Talbots | 4,800 | 01/14 | 2/5 yr. | 112,800 |
| Ecco Shoes | 1,599 | 05/14 | 2/5 yr. | 51,168 |
| Williams-Sonoma | 5,500 | 01/15 | - | 121,000 |
| Pottery Barn | 10,500 | 01/15 | - | 231,000 |
| Earport, Inc. | 1,046 | 04/16 | - | 26,150 |
| Brio/Bravo | 7,134 | 09/17 | 1/5 yr. | 190,000 |
| Borders (Schuler Books) | 24,418 | 01/18 | 3/5 yr. | 439,524 |
| Dick's Sporting Goods | 45,000 | 01/18 | 4/5 yr. | 360,000 |
| CoAmerica (Ground Lease) | 3,310 | 10/18 | 4/5 yr. | 125,000 |
| Max & Erma's (Ground Lease) | 7,000 | 09/19 | 4/5 yr. | 202,000 |
| PF Changs (Ground Lease) | 6,800 | 11/12 | 3/5 yr. | 60,000 |
| Smoky Bones (Ground Lease) | 7,000 | 10/13 | 4/5 yr. | 110,000 |

In general, each tenant will pay its proportionate share of real estate taxes, insurance and common area maintenance costs, although the leases with some tenants may provide that the tenant's liability for such expenses is limited in some way, usually so that their liability for such expenses does not

Edgar Filing: INLAND WESTERN RETAIL REAL ESTATE TRUST INC - Form POS AM

exceed a specified amount.

ARVADA MARKETPLACE AND ARVADA CONNECTION, ARVADA, COLORADO

We purchased two existing shopping centers, situated directly across the street from each other, containing 358,757 total gross leasable square feet. Arvada Marketplace contains 297,678 square feet and Arvada Connection contains 61,079 square feet (which includes 2,040 square feet of ground lease space). The centers are located at 7320-7490 West 52nd Street in Arvada, Colorado.

We purchased these two centers from one unaffiliated third party. Our total acquisition cost was approximately \$51,550,000. This amount may increase by additional costs which have not yet been finally determined. We expect any additional costs to be insignificant. Our acquisition cost was approximately \$144 per square foot of leasable space.

We purchased this property with our own funds. On June 21, 2004 we obtained financing in the amount of \$28,510,000. The loan requires interest only payments at an annual rate of 4.13% and matures in July 2009.

227

We do not intend to make significant repairs and improvements to this property over the next few years. However, if we were to make any repairs or improvements, the tenants would be obligated to pay a substantial portion of any monies spent pursuant to the provisions of their respective leases.

Two tenants, Sam's Club and Gart Sports, each lease more than 10% of the total gross leasable area of Arvada Marketplace and two tenants, Old Country Buffet and Pier 1 Imports, each lease more than 10% of the total gross leasable area at Arvada Connection. The leases with these tenants require the tenants to pay base annual rent on a monthly basis as follows:

| Lessee | Approximate GLA Leased (Sq. Ft.) | % of Total GLA | Base Rent Per Square Foot Per Annum (\$) | Lease Term Beginning |
|--------------------|--|----------------------|---|-------------------------|
| ARVADA MARKETPLACE | | | | |
| Sam's Club | 142,491 | 48 | 4.04 | 03/86 |
| | | | 5.25 | 08/90 |
| | | | 6.31 | 07/95 |
| | | | 8.01 | 04/01 |
| Gart Sports | 54,903 | 18 | 6.24 | 10/93 |
| | | | 7.15 | 02/99 |
| | | | 5.75 | 01/04 |
| | | | 7.03 | 02/04 |
| | | | 7.25 | 02/09 |
| ARVADA CONNECTION | | | | |
| Old Country Buffet | 10,000 | 16 | 8.00 | 09/92 |
| | | | 10.00 | 01/98 |
| | | | 11.00 | 01/03 |
| Pier 1 Imports | 8,068 | 13 | 14.00 | 04/88 |
| | | | 15.00 | 05/93 |

Edgar Filing: INLAND WESTERN RETAIL REAL ESTATE TRUST INC - Form POS AM

| | |
|-------|-------|
| 15.00 | 05/98 |
| 15.50 | 05/99 |
| 16.00 | 05/00 |
| 16.50 | 05/01 |
| 17.00 | 05/02 |
| 17.00 | 05/03 |
| 18.00 | 05/06 |

For federal income tax purposes, the depreciable basis in this property will be approximately \$38,700,000. When we calculate depreciation expense for tax purposes, we will use the straight-line method. We depreciate buildings and improvements based upon estimated useful lives of 40 and 20 years, respectively.

Arvada Marketplace and Arvada Connection were built between 1987 through 1990. As of December 1, 2004, Arvada Marketplace was 97% occupied, with a total 288,819 square feet leased to 26 tenants and Arvada Connection was 78% occupied, with a total 47,483 square feet leased to 11 tenants

228

and one ground lease tenant. The following table sets forth certain information with respect to those leases:

| Lessee | Approximate GLA Leased (Sq. Ft.) | Lease Ends | Renewal Options | Current Annual Rent (\$) |
|-----------------------------|--|----------------|--------------------|-----------------------------|
| ARVADA | | | | |
| MARKETPLACE | | | | |
| Carefree Spas & Pools | 6,367 | Month-to-Month | - | 54,120 |
| Elegant Nails | 1,000 | Month-to-Month | - | 17,000 |
| Ted Johnson, DDS | 1,564 | Month-to-Month | 1/5 yr. | 25,376 |
| Lady of America Fitness | 4,200 | 02/05 | 1/5 yr. | 88,200 |
| Amanda's Bridal | 5,155 | 05/05 | 1/5 yr. | 54,128 |
| Fast Signs | 1,600 | 06/05 | 1/5 yr. | 24,000 |
| American General Finance | 1,381 | 11/05 | 1/5 yr. | 24,168 |
| Namiko's Restaurant | 3,015 | 02/06 | - | 53,577 |
| Cruise Holidays | 1,400 | 02/06 | - | 21,000 |
| Citi Financial | 2,251 | 12/06 | 1/5 yr. | 35,821 |
| Schlotzsky's Deli | 1,900 | 07/07 | - | 26,600 |
| The UPS Store | 1,375 | 12/07 | 1/5 yr. | 24,063 |
| Supercuts | 2,213 | 12/07 | 1/5 yr. | 37,621 |
| Fantastic Sam's | 1,350 | 12/07 | 1/5 yr. | 22,275 |
| Fashion Bug | 10,000 | 03/08 | 1/15 yr. | 80,000 |
| Subway | 1,230 | 10/08 | 1/5 yr. | 22,755 |
| RadioShack | 2,791 | 10/08 | 2/5 yr. | 43,958 |
| Lone Star Steakhouse | 6,000 | 11/08 | 1/5 yr. | 85,430 |
| Tile for Less | 3,016 | 03/09 | - | 48,256 |
| Executive Tans | 1,500 | 06/09 | - | 22,687 |
| 1st Cleaners | 1,400 | 04/10 | 1/5 yr. | 23,800 |
| Red Robin Burger | 7,300 | 12/10 | 1/5 yr. | 201,795 |
| Sam's Club | 142,491 | 03/11 | 4/5 yr. | 1,142,063 |
| Famous American Bar-B-Que | 6,054 | 03/12 | 2/5 yr. | 149,836 |
| Gart Sports | 54,903 | 01/14 | 2/5 yr. | 385,902 |
| Office Depot | 17,363 | 05/14 | 3/5 yr. | 138,904 |

Edgar Filing: INLAND WESTERN RETAIL REAL ESTATE TRUST INC - Form POS AM

| ARVADA CONNECTION | | | | |
|--------------------------|-------|-------|---------|---------|
| Liquor Paradise | 2,600 | 04/06 | 1/5 yr. | 34,450 |
| Kwal-Howell Paint Center | 3,965 | 05/06 | - | 58,484 |
| State Farm Insurance | 1,190 | 07/06 | 1/5 yr. | 20,825 |
| U-Frame-It | 1,680 | 09/06 | - | 24,780 |
| Verizon Wireless | 1,400 | 10/06 | - | 27,398 |
| Pier 1 Imports | 8,068 | 04/08 | - | 137,156 |

229

| Lessee | Approximate GLA Leased (Sq. Ft.) | Lease Ends | Renewal Options | Current Annual Rent (\$) |
|--------------------------|--|------------|--------------------|-----------------------------|
| Household Finance | 1,680 | 11/07 | 1/5 yr. | 26,880 |
| Old Country Buffet | 10,000 | 12/07 | 2/5 yr. | 110,000 |
| Taco Bell (Ground Lease) | 2,240 | 12/07 | 2/5 yr. | 74,347 |
| Waldenbooks & More | 7,600 | 01/09 | - | 176,700 |
| SAS Shoes | 2,600 | 11/09 | 1/5 yr. | 28,600 |
| IHOP | 4,460 | 01/10 | 1/3 yr. 1/4 yr. | 101,900 |

In general, each tenant will pay its proportionate share of real estate taxes, insurance and common area maintenance costs, although the leases with some tenants may provide that the tenant's liability for such expenses is limited in some way, usually so that their liability for such expenses does not exceed a specified amount.

ALISON'S CORNER SHOPPING CENTER, SAN ANTONIO, TEXAS

We purchased an existing shopping center known as Alison's Corner Shopping Center containing 55,066 gross leasable square feet. The center is located at 2720 SW Military Drive in San Antonio, Texas.

We purchased this property from an unaffiliated third party. Our total acquisition cost was approximately \$7,042,000. This amount may increase by additional costs which have not yet been finally determined. We expect any additional costs to be insignificant. Our acquisition cost was approximately \$128 per square foot of leasable space.

We purchased this property with our own funds. On May 10, 2004, we obtained financing in the amount of \$3,850,000. The loan requires interest only payments at an annual rate of 4.272% and matures June 2010.

We do not intend to make significant repairs and improvements to this property over the next few years. However, if we were to make any repairs or improvements, the tenants would be obligated to pay a substantial portion of any monies spent pursuant to the provisions of their respective leases.

Three tenants, Ross Dress for Less, Shoe Carnival and Mattress Firm, each lease more than 10% of the total gross leasable area of the property. The leases with these tenants require the tenants to pay base annual rent on a monthly basis as follows:

Edgar Filing: INLAND WESTERN RETAIL REAL ESTATE TRUST INC - Form POS AM

| Lessee | Approximate GLA Leased (Sq. Ft.) | % of Total GLA | Base Rent Per Square Foot Per Annum (\$) | Lease Beginning |
|---------------------|--|----------------------|---|--------------------|
| Ross Dress for Less | 30,066 | 55 | 10.00 | 09/03 |
| Shoe Carnival | 12,000 | 22 | 13.00 | 09/03 |
| Mattress Firm | 9,000 | 16 | 12.00 | 01/04 |

230

For federal income tax purposes, the depreciable basis in this property will be approximately \$5,282,000. When we calculate depreciation expense for tax purposes, we will use the straight-line method. We depreciate buildings and improvements based upon estimated useful lives of 40 and 20 years, respectively.

Alison's Corner was built in 2003. As of December 1, 2004, this property was 100% occupied, with a total 55,066 square feet leased to four tenants. The following table sets forth certain information with respect to those leases:

| Lessee | Approximate GLA Leased (Sq. Ft.) | Lease Ends | Renewal Options | Current Annual Rent (\$) |
|---------------------|--|------------|--------------------|-----------------------------|
| Mattress Firm | 9,000 | 12/08 | 2/5 yr. | 108,000 |
| Dots | 4,000 | 01/09 | 3/5 yr. | 67,000 |
| Shoe Carnival | 12,000 | 08/13 | 2/5 yr. | 156,000 |
| Ross Dress for Less | 30,066 | 01/14 | 5/5 yr. | 300,660 |

In general, each tenant will pay its proportionate share of real estate taxes, insurance and common area maintenance costs, although the leases with some tenants may provide that the tenant's liability for such expenses is limited in some way, usually so that their liability for such expenses does not exceed a specified amount.

NORTH RIVERS TOWN CENTER, CHARLESTON, SOUTH CAROLINA

We purchased a portion of a newly constructed shopping center known as North Rivers Town Center. The property we acquired contains 141,204 gross leasable square feet, (which includes 31,280 square feet of ground lease space). The center is located at Rivers Avenue and Ashley Phosphate Road in Charleston, South Carolina.

We purchased this property from an unaffiliated third party. Our total acquisition cost was approximately \$20,100,000. This amount may increase by additional costs which have not yet been finally determined. We expect any additional costs to be insignificant. Our acquisition cost was approximately \$142 per square foot of leasable space.

We purchased this property with our own funds. On June 3, 2004, we obtained financing in the amount of \$11,050,000. The loan requires interest only payments at an annual rate of 4.76% and matures May 2009.

Edgar Filing: INLAND WESTERN RETAIL REAL ESTATE TRUST INC - Form POS AM

We do not intend to make significant repairs and improvements to this property over the next few years. However, if we were to make any repairs or improvements, the tenants would be obligated to pay a substantial portion of any monies spent pursuant to the provisions of their respective leases.

Four tenants, Babies "R" Us, Bed, Bath & Beyond, Ross Dress for Less and Office Depot, each lease more than 10% of the total gross leasable area of the property. The leases with these tenants require the tenants to pay base annual rent on a monthly basis as follows:

231

| Lessee | Approximate GLA Leased (Sq. Ft.) | % of Total GLA | Base Rent Per Square Foot Per Annum (\$) | Lease Beginning |
|---------------------|--|----------------------|---|--------------------|
| Bed, Bath & Beyond | 28,200 | 20 | 10.85 | 11/03 |
| Ross Dress For Less | 30,024 | 21 | 11.00 | 02/04 |
| Office Depot | 16,000 | 11 | 11.50 | 02/04 |
| Babies "R" Us * | 31,280 | 22 | N/A | 11/03 |

* Ground Lease

For federal income tax purposes, the depreciable basis in this property will be approximately \$15,100,000. When we calculate depreciation expense for tax purposes, we will use the straight-line method. We depreciate buildings and improvements based upon estimated useful lives of 40 and 20 years, respectively.

North Rivers Town Center was built during 2003 and 2004. As of December 1, 2004, this property was 100% occupied, with a total 141,204 square feet leased to 15 tenants and one ground lease tenant. The following table sets forth certain information with respect to those leases:

| Lessee | Approximate GLA Leased (Sq. Ft.) | Lease Ends | Renewal Options | Current Annual Rent (\$) |
|---------------------------|--|------------|--------------------|-----------------------------|
| All About Cellular | 1,400 | 01/07 | 1/3 yr. | 27,300 |
| Mattress Gallery | 2,400 | 10/08 | 2/5 yr. | 52,800 |
| Super Nails | 1,400 | 11/08 | 1/3 yr. | 28,000 |
| GameStop | 1,750 | 11/08 | 2/5 yr. | 35,000 |
| Great Clips | 1,250 | 01/09 | 2/5 yr. | 26,250 |
| Cold Stone Creamery | 1,500 | 01/09 | 3/5 yr. | 30,000 |
| Firehouse Subs | 1,800 | 02/09 | 2/3 yr. | 36,000 |
| Towne Centre | 1,600 | 04/09 | 2/3 yr. | 26,400 |
| Pro Golf of Charleston | 4,800 | 03/10 | 2/3 yr. | 76,800 |
| David's Bridal | 10,000 | 10/13 | 2/5 yr. | 155,000 |

Edgar Filing: INLAND WESTERN RETAIL REAL ESTATE TRUST INC - Form POS AM

| | | | | |
|---------------------------------|--------|-------|---------|---------|
| Bed, Bath & Beyond | 28,200 | 01/14 | 3/5 yr. | 305,970 |
| Office Depot | 16,000 | 01/14 | 4/5 yr. | 184,000 |
| Babies "R" Us (Ground Lease) | 31,280 | 01/14 | 6/5 yr. | 160,776 |
| Just Fresh Bakery & Cafe | 4,800 | 02/14 | 2/5 yr. | 100,800 |
| Pearle Vision | 3,000 | 02/14 | 2/5 yr. | 60,000 |
| Ross Dress For Less | 30,024 | 01/15 | 4/5 yr. | 330,264 |

In general, each tenant will pay its proportionate share of real estate taxes, insurance and common area maintenance costs, although the leases with some tenants may provide that the tenant's liability for

232

such expenses is limited in some way, usually so that their liability for such expenses does not exceed a specified amount.

BLUEBONNET PARC, BATON ROUGE, LOUISIANA

We purchased an existing shopping center known as Bluebonnet Parc containing 135,289 gross leasable square feet. The center is located at I-10 and Bluebonnet Road in Baton Rouge, Louisiana.

We purchased this property from an unaffiliated third party. Our total acquisition cost was approximately \$22,000,000. This amount may increase by additional costs which have not yet been finally determined. We expect any additional costs to be insignificant. Our acquisition cost was approximately \$163 per square foot of leasable space.

We purchased this property with our own funds. On May 10, 2004, we obtained financing in the amount of \$12,100,000. The loan requires interest only payments at an annual rate of 4.372% and matures May 2009.

We do not intend to make significant repairs and improvements to this property over the next few years. However, if we were to make any repairs or improvements, the tenants would be obligated to pay a substantial portion of any monies spent pursuant to the provisions of their respective leases.

Three tenants, Best Buy, Linens 'N Things and Cost Plus World Market, each lease more than 10% of the total gross leasable area of the property. The leases with these tenants require the tenants to pay base annual rent on a monthly basis as follows:

| Lessee | Approximate GLA Leased (Sq. Ft.) | % of Total GLA | Base Rent Per Square Foot Per Annum (\$) | Lease Beginning |
|------------------------|--|----------------------|---|--------------------|
| Best Buy | 45,439 | 34 | 13.00 | 08/02 |
| | | | 13.50 | 02/08 |
| | | | 14.25 | 02/13 |
| Linens 'N Things | 32,418 | 24 | 11.50 | 10/02 |
| | | | 12.50 | 02/09 |
| Cost Plus World Market | 18,300 | 14 | 14.00 | 12/02 |

For federal income tax purposes, the depreciable basis in this property will be approximately \$16,500,000. When we calculate depreciation expense for tax purposes, we will use the straight-line method. We depreciate buildings and improvements based upon estimated useful lives of 40 and 20 years, respectively.

Bluebonnet Parc was built in 2002. As of December 1, 2004, this property was 95% occupied, with a total 120,289 square feet leased to seven tenants. The following table sets forth certain information with respect to those leases:

233

| Lessee | Approximate GLA Leased (Sq. Ft.) | Lease Ends | Renewal Options | Current Annual Rent (\$) |
|--------------------------------|--|------------|--------------------|-----------------------------|
| Brook May Music | 8,000 | 06/09 | 2/5 yr. | 128,000 |
| David's Bridal | 9,998 | 09/12 | 2/5 yr. | 159,968 |
| Lifeway Christian Bookstore | 9,161 | 10/12 | 2/5 yr. | 141,995 |
| Cost Plus World Market | 18,300 | 01/14 | 3/5 yr. | 256,200 |
| Linens' N Things | 32,418 | 01/14 | 3/5 yr. | 372,807 |
| The Men's Wearhouse | 4,973 | 02/14 | 2/5 yr. | 99,460 |
| Best Buy | 45,439 | 01/18 | 3/5 yr. | 590,707 |

In general, each tenant will pay its proportionate share of real estate taxes, insurance and common area maintenance costs, although the leases with some tenants may provide that the tenant's liability for such expenses is limited in some way, usually so that their liability for such expenses does not exceed a specified amount.

BEST ON THE BOULEVARD, LAS VEGAS, NEVADA

We purchased an existing shopping center known as Best on the Boulevard, containing 204,427 gross leasable square feet. The center is located at 3820 Maryland Parkway in Las Vegas, Nevada.

We purchased this property from an unaffiliated third party. Our total acquisition cost was approximately \$35,500,000. This amount may increase by additional costs which have not yet been finally determined. We expect any additional costs to be insignificant. Our acquisition cost was approximately \$174 per square foot of leasable space.

We purchased this property with our own funds. On May 7, 2004, we obtained financing in the amount of \$19,525,000. The loan requires interest only payments at an annual rate of 3.99% and matures May 2009.

We do not intend to make significant repairs and improvements to this property over the next few years. However, if we were to make any repairs or improvements, the tenants would be obligated to reimburse a substantial portion of any monies spent pursuant to the provisions of their respective leases.

Three tenants, Best Buy, Barnes & Noble Booksellers and Copeland's Sporting

Edgar Filing: INLAND WESTERN RETAIL REAL ESTATE TRUST INC - Form POS AM

Goods, each lease more than 10% of the total gross leasable area of the property. The leases with these tenants require the tenants to pay base annual rent on a monthly basis as follows:

| Lessee | Approximate GLA Leased (Sq. Ft.) | % of Total GLA | Base Rent Per Square Foot Per Annum (\$) | Beginning |
|----------|--|----------------------|---|-------------------------|
| Best Buy | 57,726 | 28 | 15.00 CPI CPI | 11/94 02/05 02/10 |

234

| Lessee | Approximate GLA Leased (Sq. Ft.) | % of Total GLA | Base Rent Per Square Foot Per Annum (\$) | Beginning |
|----------------------------|--|----------------------|---|----------------------------------|
| Barnes & Noble Booksellers | 26,092 | 13 | 13.41 14.35 | 09/99 10/04 |
| Copeland's Sporting Goods | 25,129 | 12 | 27.52 13.50 15.12 16.93 | 07/97 09/99 07/02 07/07 |

For federal income tax purposes, the depreciable basis in this property will be approximately \$26,265,000. When we calculate depreciation expense for tax purposes, we will use the straight-line method. We depreciate buildings and improvements based upon estimated useful lives of 40 and 20 years, respectively.

Best on the Boulevard was built during the three year period from 1996 to 1999. As of December 1, 2004, this property was 77% occupied, with a total 156,756 square feet leased to eight tenants. The following table sets forth certain information with respect to those leases:

| Lessee | Approximate GLA Leased (Sq. Ft.) | Lease Ends | Renewal Options | Current Annual Rent (\$) |
|-------------------------------|--|------------|--------------------|-----------------------------|
| Barnes & Noble Booksellers | 26,092 | 01/10 | 3/5 yr. | 374,500 |
| Rochester Big & Tall | 7,000 | 08/10 | 2/5 yr. | 206,533 |
| Deli Planet | 4,800 | 11/10 | 2/5 yr. | 115,200 |
| Cost Plus World Market | 18,508 | 02/11 | 3/5 yr. | 303,531 |
| Hallmark | 7,500 | 02/12 | 3/5 yr. | 205,500 |

Edgar Filing: INLAND WESTERN RETAIL REAL ESTATE TRUST INC - Form POS AM

| | | | | |
|---------------------------|--------|-------|---------|---------|
| Copeland's Sporting Goods | 25,129 | 06/12 | 4/5 yr. | 379,950 |
| Pier 1 Imports | 10,001 | 02/14 | 3/5 yr. | 169,753 |
| Best Buy | 57,726 | 01/15 | 2/5 yr. | 865,890 |

In general, each tenant will pay its proportionate share of real estate taxes, insurance and common area maintenance costs, although the leases with some tenants may provide that the tenant's liability for such expenses is limited in some way, usually so that their liability for such expenses does not exceed a specified amount.

PARADISE VALLEY MARKETPLACE, PHOENIX, ARIZONA

We purchased an existing shopping center known as Paradise Valley Marketplace containing 92,158 gross leasable square feet (which includes 10,908 square feet of ground lease space). The center is located at Tatum Boulevard and Shea Boulevard in Phoenix, Arizona.

235

We purchased this property from an unaffiliated third party. Our total acquisition cost was approximately \$28,510,000. This amount may increase by additional costs which have not yet been finally determined. We expect any additional costs to be insignificant. Our acquisition cost was approximately \$309 per square foot of leasable space. Included in the purchase price was 11,000 square feet is vacant land that has been approved for development.

We purchased this property with our own funds. On June 3, 2004, we obtained financing in the amount of \$15,680,500. The loan requires interest only payments at an annual rate of 4.55% and matures May 2009.

We do not intend to make significant repairs and improvements to this property over the next few years. However, if we were to make any repairs or improvements, the tenants would be obligated to pay a substantial portion of any monies spent pursuant to the provisions of their respective leases.

One tenant, Whole Foods Grocery Store, leases more than 10% of the total gross leasable area of the property. The lease with this tenant requires the tenant to pay base annual rent on a monthly basis as follows:

| Lessee | Approximate GLA Leased (Sq. Ft.) | % of Total GLA | Base Rent Per Square Foot Per Annum (\$) | Lease Term Beginning | |
|-------------|--|----------------------|---|-------------------------|---|
| Whole Foods | 32,000 | 35 | 13.50 | 01/02 | 0 |
| | | | CPI | 02/12 | 0 |
| | | | CPI | 02/17 | 0 |

For federal income tax purposes, the depreciable basis in this property will be approximately \$21,383,000. When we calculate depreciation expense for tax purposes, we will use the straight-line method. We depreciate buildings and improvements based upon estimated useful lives of 40 and 20 years, respectively.

Paradise Valley Marketplace was built in 2002. As of December 1, 2004, this property was 79% occupied, with a total 72,704 square feet leased to 17 tenants.

Edgar Filing: INLAND WESTERN RETAIL REAL ESTATE TRUST INC - Form POS AM

The following table sets forth certain information with respect to those leases:

| Lessee | Approximate GLA Leased (Sq. Ft.) | Lease Ends | Renewal Options | Current Annual Rent (\$) | Base Squa Per A |
|--------------------------|--|------------|--------------------|-----------------------------|-----------------------|
| EB Gameworld | 1,015 | 11/05 | 2/3 yr. | 30,450 | 3 |
| Beauty Brands | 5,510 | 12/06 | 1/5 yr. | 176,320 | 3 |
| Verizon Wireless | 2,047 | 12/06 | 2/3 yr. | 65,504 | 3 |
| Soma Restaurant | 3,452 | 10/07 | 1/5 yr. | 112,190 | 3 |
| Ship Rite | 1,340 | 11/07 | 1/5 yr. | 36,673 | 2 |
| So-Oh! Fashion Outlet | 1,964 | 02/08 | 1/5 yr. | 53,028 | 2 |
| Hava Java | 1,587 | 05/08 | 1/5 yr. | 58,846 | 3 |
| Mattress Authority | 2,453 | 08/08 | - | 75,062 | 3 |
| Nick's Restaurant | 2,100 | 11/08 | 2/5 yr. | 73,542 | 3 |
| Washington Mutual | 4,114 | 01/09 | 3/5 yr. | 131,648 | 3 |

236

| Lessee | Approximate GLA Leased (Sq. Ft.) | Lease Ends | Renewal Options | Current Annual Rent (\$) | Base Squa Per A |
|---------------------------|--|------------|--------------------|-----------------------------|-----------------------|
| The Village Frame Shop | 1,400 | 04/09 | 1/5 yr. | 37,800 | 2 |
| The Diamond Source | 1,677 | 11/09 | 1/3 yr. | 46,956 | 2 |
| Baja Fresh | 2,544 | 12/11 | 2/6 yr. | 97,079 | 3 |
| Pick Up Stix | 1,820 | 01/12 | 2/5 yr. | 67,363 | 3 |
| Select Dry Cleaning | 2,505 | 01/13 | 2/5 yr. | 77,404 | 3 |
| The Men's Wearhouse | 5,176 | 03/13 | 2/5 yr. | 165,632 | 3 |
| Whole Foods | 32,000 | 01/22 | 4/5 yr. | 432,000 | 1 |

In general, each tenant will pay its proportionate share of real estate taxes, insurance and common area maintenance costs, although the leases with some tenants may provide that the tenant's liability for such expenses is limited in some way, usually so that their liability for such expenses does not exceed a specified amount.

HERITAGE TOWNE CROSSING, EULESS, TEXAS

We purchased an existing shopping center known as Heritage Towne Crossing containing 73,579 gross leasable square feet (which includes 7,246 square feet of ground lease space). The center is located at Glade Road and State Highway 121 in Euleless, Texas.

We purchased this property from an unaffiliated third party. Our total acquisition cost was approximately \$14,855,000. This amount may increase by additional costs which have not yet been finally determined. We expect any additional costs to be insignificant. Our acquisition cost was approximately \$202 per square foot of leasable space. A portion of the purchase price will be

Edgar Filing: INLAND WESTERN RETAIL REAL ESTATE TRUST INC - Form POS AM

held in an escrow, to be paid to the seller when the remaining spaces are leased.

We purchased this property with our own funds. On April 30, 2004, we obtained financing in the amount of \$8,950,000. The loan requires interest only payments at an annual rate of 4.374% and matures June 2009.

We do not intend to make significant repairs and improvements to this property over the next few years. However, if we were to make any repairs or improvements, the tenants would be obligated to pay a substantial portion of any monies spent pursuant to the provisions of their respective leases.

No individual tenant leases more than 10% of the total gross leasable area of the property.

For federal income tax purposes, the depreciable basis in this property will be approximately \$12,200,000. When we calculate depreciation expense for tax purposes, we will use the straight-line method. We depreciate buildings and improvements based upon estimated useful lives of 40 and 20 years, respectively.

Heritage Towne Crossing was built in 2002. As of December 1, 2004, this property was 98% occupied, with a total 72,119 square feet leased to 27 tenants and two ground lease tenants. The following table sets forth certain information with respect to those leases:

237

| Lessee | Approximate GLA Leased (Sq. Ft.) | Lease Ends | Renewal Options | Current Annual Rent (\$) | Base Squa Per A |
|-------------------------------|--|------------|--------------------|-----------------------------|-----------------------|
| APB Mortgage | 2,530 | 09/06 | 1/3 yr. | 45,540 | 1 |
| GameStop | 1,400 | 03/07 | 1/3 yr. | 29,400 | 2 |
| Mattress Firm | 4,000 | 04/07 | 2/5 yr. | 96,000 | 2 |
| All Battery Store | 2,000 | 04/07 | 2/5 yr. | 44,000 | 2 |
| Cow Fireworks | 1,200 | 05/07 | 2/5 yr. | 20,400 | 1 |
| Dapper Dan Cleaners | 2,000 | 06/07 | 1/5 yr. | 38,000 | 1 |
| Lava Asian Grill | 3,000 | 07/07 | 1/5 yr. | 51,000 | 1 |
| Salon G | 2,800 | 08/07 | 1/5 yr. | 50,400 | 1 |
| Ultra Tan | 1,600 | 08/07 | 2/5 yr. | 24,000 | 1 |
| Golf USA of Euless Coppell | 3,473 | 12/07 | 1/5 yr. | 69,460 | 2 |
| Spine/Sports Rehab | 2,000 | 03/08 | 1/3 yr. | 38,000 | 1 |
| Sara Donuts | 1,400 | 04/08 | 1/5 yr. | 23,800 | 1 |
| Plato's Closet | 3,000 | 04/08 | 1/5 yr. | 54,000 | 1 |
| Village Barber | 1,100 | 04/08 | 1/5 yr. | 23,100 | 2 |
| Town & Country | 1,800 | 04/08 | 2/5 yr. | 32,400 | 1 |
| Parker Uniforms | 3,000 | 05/08 | 1/5 yr. | 42,000 | 1 |
| The Cash Store | 1,300 | 07/08 | 2/5 yr. | 24,700 | 1 |
| Art & Frame Warehouse | 2,546 | 07/08 | 1/5 yr. | 39,463 | 1 |
| Wings to Go | 2,000 | 09/08 | 1/5 yr. | 32,000 | 1 |
| Delicious Delights | 1,500 | 10/08 | 1/5 yr. | 27,000 | 1 |
| Ultima Fitness | 2,266 | 11/08 | 1/5 yr. | 37,389 | 1 |
| Nails Spa | 3,410 | 01/09 | 1/5 yr. | 61,380 | 1 |
| Double Daves | 3,308 | 03/09 | 1/5 yr. | 54,582 | 1 |
| The Soccer Corner | 4,000 | 05/10 | 2/5 yr. | 62,600 | 1 |

Edgar Filing: INLAND WESTERN RETAIL REAL ESTATE TRUST INC - Form POS AM

| | | | | | |
|-------------------------------|-------|-------|---------|--------|---|
| Panda Express | 2,250 | 04/12 | 2/5 yr. | 47,250 | 2 |
| Washington Mutual | 4,000 | 10/12 | 4/5 yr. | 84,000 | 2 |
| Pearle Vision | 1,990 | 12/12 | 2/5 yr. | 35,820 | 1 |
| Whataburger (Ground lease) | 3,500 | 08/18 | 3/5 yr. | 60,000 | |
| Taco Bell (Ground lease) | 3,746 | 09/23 | 4/5 yr. | 51,000 | |

In general, each tenant will pay its proportionate share of real estate taxes, insurance and common area maintenance costs, although the leases with some tenants may provide that the tenant's liability for such expenses is limited in some way, usually so that their liability for such expenses does not exceed a specified amount.

PEORIA CROSSINGS, PEORIA, ARIZONA

We purchased a newly constructed shopping center known as Peoria Crossings, containing 213,733 gross leasable square feet. The center is located at 9350 West Northern Avenue, in Peoria, Arizona.

238

We purchased this property from an unaffiliated third party. Our total acquisition cost was approximately \$37,368,000. This amount may increase by additional costs which have not yet been finally determined. We expect any additional costs to be insignificant. Our acquisition cost was approximately \$175 per square foot of leasable space.

We originally purchased this property with our own funds. On March 5, 2004, we obtained financing in the amount of \$20,497,000. The loan requires interest only payments at an annual rate of 4.09% and matures April 2009.

We do not intend to make significant repairs and improvements to this property over the next few years. However, if we were to make any repairs or improvements, the tenants would be obligated to pay a substantial portion of any monies spent pursuant to the provisions of their respective leases.

Three tenants, Ross Dress for Less, Michaels and Petco, each lease more than 10% of the total gross leasable area of the property. The leases with these tenants require the tenant to pay base annual rent on a monthly basis as follows:

| Lessee | Approximate GLA Leased (Sq. Ft.) | % of Total GLA | Base Rent Per Square Foot Per Annum (\$) | Lease Term Beginning | |
|---------------------|--|----------------------|---|-------------------------|---|
| Ross Dress for Less | 30,171 | 14 | 10.00 | 05/03 | 0 |
| Michaels | 24,063 | 11 | 11.00 | 03/02 | 0 |
| Kohl's | 88,408 | 41 | 8.79 | 03/04 | 0 |

For federal income tax purposes, the depreciable basis in this property will be approximately \$28,026,000. When we calculate depreciation expense for tax purposes, we will use the straight-line method. We depreciate buildings and

Edgar Filing: INLAND WESTERN RETAIL REAL ESTATE TRUST INC - Form POS AM

improvements based upon estimated useful lives of 40 and 20 years, respectively.

Peoria Crossing was built in 2002 and 2003. As of December 1, 2004, this property was 98% occupied, with a total 209,211 square feet leased to 21 tenants. The following table sets forth certain information with respect to those leases:

| Lessee | Approximate GLA Leased (Sq. Ft.) | Lease Ends | Renewal Options | Current Annual Rent (\$) | Base Squa Per A |
|------------------------|--|------------|--------------------|-----------------------------|-----------------------|
| Famous Footwear | 10,030 | 01/08 | 2/5 yr. | 162,988 | 1 |
| EB Games | 1,500 | 01/08 | 1/5 yr. | 37,500 | 2 |
| Sally Beauty Supply | 1,200 | 02/08 | 1/5 yr. | 26,400 | 2 |
| Claire's Boutique | 1,269 | 02/08 | 1/5 yr. | 30,456 | 2 |
| Voice Stream | 1,200 | 02/08 | 5/1 yr. | 32,400 | 2 |
| Sleep America | 4,500 | 03/08 | 1/5 yr. | 112,500 | 2 |
| Cold Stone Creamery | 1,400 | 05/08 | 5/1 yr. | 37,492 | 2 |
| Sarpino's Pizzeria | 1,200 | 07/08 | 1/5 yr. | 32,136 | 2 |
| Great Clips | 1,405 | 08/08 | 5/1 yr. | 36,179 | 2 |

239

| Lessee | Approximate GLA Leased (Sq. Ft.) | Lease Ends | Renewal Options | Current Annual Rent (\$) | Base Squa Per A |
|---------------------|--|------------|--------------------|-----------------------------|-----------------------|
| Salon 74 | 1,300 | 12/08 | 1/5 yr. | 33,800 | 2 |
| Supercuts | 1,202 | 12/08 | 2/5 yr. | 33,656 | 2 |
| Michaels | 24,063 | 02/12 | 4/5 yr. | 264,693 | 1 |
| Petco | 15,216 | 10/12 | 2/5 yr. | 216,067 | 1 |
| Payless Shoes | 4,042 | 01/13 | 2/5 yr. | 80,840 | 2 |
| Quizno's | 1,400 | 05/13 | 2/5 yr. | 38,500 | 2 |
| Panda Express | 2,205 | 06/13 | 2/5 yr. | 59,535 | 2 |
| Dress Barn | 8,000 | 06/13 | 2/5 yr. | 140,000 | 1 |
| Anna's Linens | 8,000 | 09/13 | 2/5 yr. | 112,000 | 1 |
| Ross Dress for Less | 30,171 | 01/14 | 4/5 yr. | 301,710 | 1 |
| Jazzy Java | 1,500 | 11/14 | - | 43,645 | 2 |
| Kohl's | 88,408 | 01/24 | 6/5 yr. | 777,524 | 2 |

In general, each tenant will pay its proportionate share of real estate taxes, insurance and common area maintenance costs, although the leases with some tenants may provide that the tenant's liability for such expenses is limited in some way, usually so that their liability for such expenses does not exceed a specified amount.

PROMENADE AT RED CLIFF, ST. GEORGE, UTAH

We acquired an existing shopping center known as Promenade at Red Cliff containing 94,445 gross leasable square feet. The center is located at 250 N. Red Cliffs Drive in St. George, Utah.

Edgar Filing: INLAND WESTERN RETAIL REAL ESTATE TRUST INC - Form POS AM

We purchased this property from an unaffiliated third party. Our total acquisition cost was approximately \$19,537,000. This amount may increase by additional costs which have not yet been finally determined. We expect any additional costs to be insignificant. Our acquisition cost was approximately \$207 per square foot of leasable space.

We purchased this property with our own funds. On April 8, 2004, we obtained financing in the amount of \$10,590,000. The loan requires interest only payments at an annual rate of 4.29% and matures May 1, 2009.

We do not intend to make significant repairs and improvements to this property over the next few years. However, if we were to make any repairs or improvements, the tenants would be obligated to pay a substantial portion of any monies spent pursuant to the provisions of their respective leases.

Three tenants, Old Navy, Staples, and Big 5 Sporting Goods, each lease more than 10% of the total gross leasable area of the property. The leases with these tenants require the tenants to pay base annual rent on a monthly basis as follows:

| Lessee | Approximate GLA Leased (Sq. Ft.) | % of Total GLA | Base Rent Per Square Foot Per Annum (\$) | Lease Term Beginning | Lease Term Ending |
|----------------------|--|----------------------|---|-------------------------|----------------------|
| Big 5 Sporting Goods | 10,000 | 11 | 11.50 12.54 | 06/97 06/02 | 0 0 |

240

| Lessee | Approximate GLA Leased (Sq. Ft.) | % of Total GLA | Base Rent Per Square Foot Per Annum (\$) | Lease Term Beginning | Lease Term Ending |
|----------|--|----------------------|---|-------------------------|----------------------|
| Old Navy | 19,324 | 20 | 12.00 13.51 | 02/98 12/03 | 1 1 |
| Staples | 22,500 | 24 | 11.50 | 06/97 | 0 |

For federal income tax purposes, the depreciable basis in this property will be approximately \$14,650,000. When we calculate depreciation expense for tax purposes, we will use the straight-line method. We depreciate buildings and improvements based upon estimated useful lives of 40 and 20 years, respectively.

Promenade at Red Cliff was built in 1998. As of December 1, 2004, this property was 95% occupied, with a total 89,561 square feet leased to 18 tenants. The following table sets forth certain information with respect to those leases:

| Approximate GLA Leased | Renewal | Current Annual | Base Squa |
|---------------------------|---------|----------------|--------------|
|---------------------------|---------|----------------|--------------|

Edgar Filing: INLAND WESTERN RETAIL REAL ESTATE TRUST INC - Form POS AM

| Lessee | (Sq. Ft.) | Lease Ends | Options | Rent (\$) | Per A |
|--|-----------|------------|---------|-----------|-------|
| Franklin Quest Hollywood | 1,206 | 12/06 | - | 30,150 | 2 |
| Entertainment Big 5 Sporting Goods | 6,200 | 12/06 | 2/5 yr. | 122,328 | 1 |
| Vitamin World | 10,000 | 01/07 | 4/5 yr. | 125,352 | 1 |
| Sally Beauty Supply | 1,280 | 06/07 | - | 26,880 | 2 |
| Gen X Clothing | 1,200 | 06/07 | - | 22,876 | 1 |
| Prudential | 7,816 | 06/07 | 1/5 yr. | 131,543 | 1 |
| Papa John's Pizza | 1,017 | 06/07 | 1/5 yr. | 25,628 | 2 |
| Durango Grill | 1,347 | 12/07 | 1/5 yr. | 35,022 | 2 |
| Supercuts | 2,693 | 02/08 | 1/5 yr. | 75,404 | 2 |
| Cold Stone Creamery | 1,030 | 02/08 | - | 24,720 | 2 |
| Country Clutter | 1,173 | 08/08 | 2/5 yr. | 33,501 | 2 |
| Old Navy | 1,545 | 09/08 | 1/5 yr. | 39,398 | 2 |
| Samuri 21 | 19,324 | 11/08 | 1/5 yr. | 261,036 | 1 |
| Quizno's | 4,057 | 12/08 | 1/5 yr. | 97,368 | 2 |
| 2 Fat Guys Pizza | 1,424 | 01/09 | 1/5 yr. | 30,828 | 2 |
| Panda Express | 4,236 | 02/09 | 1/5 yr. | 91,074 | 2 |
| Staples | 1,513 | 12/09 | 2/5 yr. | 36,312 | 2 |
| | 22,500 | 05/12 | 3/5 yr. | 258,750 | 1 |

In general, each tenant will pay its proportionate share of real estate taxes, insurance and common area maintenance costs, although the leases with some tenants may provide that the tenant's liability for such expenses is limited in some way, usually so that their liability for such expenses does not exceed a specified amount.

241

NEWNAN CROSSING WEST AND PHASE II, NEWNAN, GEORGIA

We acquired an existing shopping center known as Newnan Crossing Phase II containing 160,254 gross leasable square feet (which includes 6,650 square feet of ground lease space), for approximately \$22,362,000. This property is adjacent to Newnan Crossing West, which we acquired on December 24, 2003 for approximately \$16,808,000. Newnan Crossing West contains 131,196 gross leasable square feet. The center is located at 591 Bullsboro Drive in Newnan, Georgia.

We purchased the property from an unaffiliated third party. This amount may increase by additional costs which have not been finally determined. We expect any additional costs to be insignificant. Our acquisition cost was approximately \$139 per square foot, and \$128 per square foot of leasable space for Newnan Crossing Phase II and Newnan Crossing West, respectively. We intend to purchase an additional 28,000 gross leasable square feet for approximately \$4,042,000 in late 2004 when construction has been completed.

We originally purchased this property with our own funds. On February 17, 2004, we obtained financing in the amount of \$21,543,091. On December 8, 2004, we increased the loan amount by an additional \$2,223,100 to a total of \$23,766,191. The loan requires interest only payments at an annual rate of 4.38% and matures March 1, 2009.

We do not intend to make significant repairs and improvements to this property over the next few years. However, if we were to make any repairs or improvements, the tenants would be obligated to pay a substantial portion of any monies spent pursuant to the provisions of their respective leases.

Edgar Filing: INLAND WESTERN RETAIL REAL ESTATE TRUST INC - Form POS AM

Three tenants, BJ's Wholesale, T.J. Maxx and Office Depot, each lease more than 10% of the combined total gross leasable area of the West and Phase II properties. The leases with these tenants require the tenant to pay base annual rent on a monthly basis as follows:

| Lessee | Approximate GLA Leased (Sq. Ft.) | % of Total GLA | Base Rent Per Square Foot Per Annum (\$) | Lease Term Beginning | |
|----------------|--|----------------------|---|----------------------------------|------------------|
| Office Depot | 30,000 | 10 | 10.75 | 06/99 | 0 |
| T.J. Maxx | 30,000 | 10 | 7.35 8.00 | 08/99 09/04 | 0 0 |
| BJ's Wholesale | 115,396 | 40 | 8.75 CPI CPI CPI | 05/03 05/08 05/13 05/18 | 0 0 0 0 |

For federal income tax purposes, the depreciable basis will be approximately \$15,930,000 and \$11,356,000 for Phase II and West, respectively. When we calculate depreciation expense for tax purposes, we will use the straight-line method. We depreciate buildings and improvements based upon estimated useful lives of 40 and 20 years, respectively.

Newnan Crossing West and Phase II were built in 1999. As of December 1, 2004, the property was 100% occupied, with a total 291,450 square feet leased to 21 tenants and one ground lease. The following table sets forth certain information with respect to those leases:

242

| Lessee | Approximate GLA Leased (Sq. Ft.) | Lease Ends | Renewal Options | Current Annual Rent (\$) | Base Squa Per A |
|-----------------------------|--|------------|--------------------|-----------------------------|-----------------------|
| Hallmark | 5,000 | 07/06 | 2/5 yr. | 72,500 | 1 |
| RadioShack | 3,000 | 08/06 | 2/5 yr. | 51,000 | 1 |
| Stratus Communication | 1,300 | 12/06 | 1/5 yr. | 22,750 | 1 |
| Hibbett's Sporting Goods | 7,000 | 01/07 | 2/5 yr. | 94,500 | 1 |
| USA Tan | 1,300 | 04/07 | 1/5 yr. | 23,400 | 1 |
| Ted's Montana Grill | 4,000 | 04/08 | 4/5 yr. | 64,000 | 1 |
| Planet Smoothie | 1,040 | 07/08 | 1/5 yr. | 18,200 | 1 |
| The Corner Tavern | 5,000 | 08/08 | 2/5 yr. | 85,000 | 1 |
| Great Clips | 1,200 | 10/08 | 1/5 yr. | 21,600 | 1 |
| Banana Beach | 1,200 | 12/08 | 1/5 yr. | 21,600 | 1 |
| Cingular Wireless | 1,760 | 12/08 | 1/5 yr. | 31,680 | 1 |
| Michaels | 23,704 | 02/09 | 4/5 yr. | 213,336 | 1 |
| My Friend's Place | 1,600 | 03/09 | 2/5 yr. | 28,800 | 1 |
| T.J. Maxx | 30,000 | 08/09 | 3/5 yr. | 240,000 | 1 |

Edgar Filing: INLAND WESTERN RETAIL REAL ESTATE TRUST INC - Form POS AM

| | | | | | |
|-------------------------------|---------|-------|---------|-----------|---|
| Old Navy | 25,000 | 09/09 | 1/5 yr. | 236,925 | |
| Party City | 12,000 | 10/09 | 2/5 yr. | 156,000 | 1 |
| Payless Shoesource | 3,000 | 11/09 | 2/5 yr. | 51,000 | 1 |
| Rack Room | 7,300 | 01/10 | 3/5 yr. | 124,100 | 1 |
| Sizes Unlimited | 5,000 | 01/12 | 2/4 yr. | 77,500 | 1 |
| O'Charley's (Ground Lease) | 6,650 | 02/14 | 3/5 yr. | 66,000 | |
| Office Depot | 30,000 | 06/14 | 3/5 yr. | 322,500 | 1 |
| BJ's Wholesale | 115,396 | 05/23 | 4/5 yr. | 1,009,715 | |

In general, each tenant will pay its proportionate share of real estate taxes, insurance and common area maintenance costs, although the leases with some tenants may provide that the tenant's liability for such expenses is limited in some way, usually so that their liability for such expenses does not exceed a specified amount.

MACARTHUR CROSSING, LAS COLINAS (IRVING), TEXAS

We purchased an existing shopping center known as MacArthur Crossing containing 109,755 gross leasable square feet (which includes 6,500 square feet of ground lease space). The center is located at MacArthur Boulevard and LBJ Freeway in Las Colinas (Irving), Texas.

We purchased this property from an unaffiliated third party. Our total acquisition cost was approximately \$23,102,000. This amount may increase by additional costs which have not yet been finally determined. We expect any additional costs to be insignificant. Our acquisition cost was approximately \$210 per square foot of leasable space.

We purchased this property with our own funds. On April 2, 2004, we obtained financing in the amount of \$12,700,000. The loan requires interest only payments at an annual rate of 4.29% and matures May 1, 2009.

243

We do not intend to make significant repairs and improvements to this property over the next few years. However, if we were to make any repairs or improvements, the tenants would be obligated to pay a substantial portion of any monies spent pursuant to the provisions of their respective leases.

One tenant, Stein Mart, leases more than 10% of the total gross leasable area of the property. The lease with this tenant requires the tenant to pay base annual rent on a monthly basis as follows:

| Lessee | Approximate GLA Leased (Sq. Ft.) | % of Total GLA | Base Rent Per Square Foot Per Annum (\$) | Lease Term Beginning | |
|------------|--|----------------------|---|-------------------------|--------|
| Stein Mart | 34,000 | 31 | 6.75 7.25 | 07/96 08/06 | 0 0 |

For federal income tax purposes, the depreciable basis in this property will be approximately \$17,340,000. When we calculate depreciation expense for tax purposes, we will use the straight-line method. We depreciate buildings and improvements based upon estimated useful lives of 40 and 20 years, respectively.

Edgar Filing: INLAND WESTERN RETAIL REAL ESTATE TRUST INC - Form POS AM

MacArthur Crossing was built in 1995 and 1996. As of December 1, 2004, this property was 98% occupied, with a total 107,759 square feet leased to 27 tenants and one ground lease tenant. The following table sets forth certain information with respect to those leases:

| Lessee | Approximate GLA Leased (Sq. Ft.) | Lease Ends | Renewal Options | Current Annual Rent (\$) | Base Squa Per A |
|-------------------------------------|--|------------|--------------------|-----------------------------|-----------------------|
| Monarch Dental Valley Ranch | 3,920 | 12/04 | 1/5 yr. | 66,640 | 1 |
| Vacations | 1,381 | 06/05 | - | 24,858 | 1 |
| Regis Haircutters | 1,500 | 01/06 | 1/5 yr. | 37,500 | 2 |
| RadioShack | 2,000 | 02/06 | 1/5 yr. | 31,000 | 1 |
| Wolf Camera | 1,780 | 02/06 | 1/5 yr. | 35,600 | 2 |
| Merle Norman | 1,457 | 02/06 | 1/5 yr. | 23,880 | 1 |
| GNC | 1,400 | 02/06 | 1/5 yr. | 25,200 | 1 |
| Rice Boxx | 2,101 | 02/06 | - | 52,525 | 2 |
| Starbucks Coffee | 1,604 | 03/06 | 2/5 yr. | 32,080 | 2 |
| The UPS Store | 1,260 | 06/06 | 1/5 yr. | 30,240 | 2 |
| Sally Beauty Supply | 1,500 | 06/06 | 1/5 yr. | 29,100 | 1 |
| I Fratelli Restaurant | 5,000 | 08/06 | - | 107,500 | 2 |
| Subway | 1,400 | 09/06 | 1/5 yr. | 21,000 | 1 |
| Planet Tan | 4,400 | 10/06 | 1/5 yr. | 79,200 | 1 |
| Blockbuster Video (Ground Lease) | 6,500 | 12/06 | 4/5 yr. | 127,335 | |
| Flowers For You | 2,100 | 02/07 | - | 42,000 | 2 |
| Isshin Sushi | 4,000 | 03/07 | - | 80,000 | 2 |
| State Farm Insurance | 2,000 | 04/07 | 1/5 yr. | 34,000 | 1 |
| Eyecare 20/20 | 2,000 | 06/07 | 1/5 yr. | 40,000 | 2 |

244

| Lessee | Approximate GLA Leased (Sq. Ft.) | Lease Ends | Renewal Options | Current Annual Rent (\$) | Base Squa Per A |
|-----------------------------|--|------------|--------------------|-----------------------------|-----------------------|
| Marshall Message Therapy | 640 | 03/08 | 2/5 yr. | 11,520 | 1 |
| TD Waterhouse | 2,500 | 04/08 | 2/5 yr. | 55,000 | 2 |
| Custom Cleaners | 2,100 | 02/09 | 1/5 yr. | 58,800 | 2 |
| Quizno's | 2,100 | 06/09 | 2/5 yr. | 52,500 | 2 |
| Stein Mart | 34,000 | 07/11 | 3/5 yr. | 229,500 | |
| MiCocina | 4,964 | 01/12 | 2/5 yr. | 124,100 | 2 |
| Pei Wei | 3,160 | 02/12 | 2/5 yr. | 96,380 | 3 |
| Mattress Firm | 4,000 | 04/14 | 2/5 yr. | 108,000 | 2 |
| Firestone Tire | 6,992 | 07/16 | 2/5 yr. | 145,000 | 2 |

In general, each tenant will pay its proportionate share of real estate taxes, insurance and common area maintenance costs, although the leases with some tenants may provide that the tenant's liability for such expenses is limited in some way, usually so that their liability for such expenses does not

Edgar Filing: INLAND WESTERN RETAIL REAL ESTATE TRUST INC - Form POS AM

exceed a specified amount.

LA PLAZA DEL NORTE, SAN ANTONIO, TEXAS

We purchased an existing shopping center known as La Plaza Del Norte, containing 320,345 gross leasable square feet. The center is located at 125 Northwest Loop 410, in San Antonio, Texas.

We purchased this property from an unaffiliated third party. Our total acquisition cost was approximately \$58,143,000. This amount may increase by additional costs which have not yet been finally determined. We expect any additional costs to be insignificant. Our acquisition cost was approximately \$182 per square foot of leasable space.

We purchased this property with our own funds. On February 4, 2004, we obtained financing in the amount of \$32,528,000. The loan requires interest only payments at an annual rate of 4.61% and matures March 1, 2010.

We do not intend to make significant repairs and improvements to this property over the next few years. However, if we were to make any repairs or improvements, the tenants would be obligated to pay a substantial portion of any monies spent pursuant to the provisions of their respective leases.

Two tenants, Oshman's Sporting Goods and Best Buy, each lease more than 10% of the total gross leasable area of the property. The leases with these tenants require the tenant to pay base annual rent on a monthly basis as follows:

| Lessee | Approximate GLA Leased (Sq. Ft.) | % of Total GLA | Base Rent Per Square Foot Per Annum (\$) | Lease Term Beginning | |
|-------------------------|--|----------------------|---|-------------------------|---|
| Oshman's Sporting Goods | 65,000 | 20 | 11.11 | 09/96 | 0 |
| | | | 11.61 | 02/02 | 0 |
| | | | 12.11 | 02/07 | 0 |
| | | | 12.61 | 02/12 | 0 |

245

| Lessee | Approximate GLA Leased (Sq. Ft.) | % of Total GLA | Base Rent Per Square Foot Per Annum (\$) | Lease Term Beginning | |
|----------|--|----------------------|---|-------------------------|---|
| Best Buy | 58,000 | 18 | 14.00 | 08/96 | 0 |
| | | | 14.75 | 02/02 | 0 |
| | | | 15.50 | 02/07 | 0 |

For federal income tax purposes, the depreciable basis in this property will be approximately \$43,076,000. When we calculate depreciation expense for tax purposes, we will use the straight-line method. We depreciate buildings and improvements based upon estimated useful lives of 40 and 20 years, respectively.

Edgar Filing: INLAND WESTERN RETAIL REAL ESTATE TRUST INC - Form POS AM

La Plaza Del Norte was built in 1996 and 1999. As of December 1, 2004, this property was 95% occupied, with a total 303,245 square feet leased to 16 tenants. The following table sets forth certain information with respect to those leases:

| Lessee | Approximate GLA Leased (Sq. Ft.) | Lease Ends | Renewal Options | Current Annual Rent (\$) | Base Rent P Square Foo Per Annum (|
|----------------------------|--|------------|---------------------------|--------------------------------|--|
| Lifeway Christian | 6,000 | 11/06 | 2/5 yr. | 132,000 | 22.00 |
| Pearle Vision | 3,500 | 12/06 | 2/5 yr. | 120,750 | 34.50 |
| Ross Dress for Less | 28,438 | 01/07 | 4/5 yr. | 288,640 | 10.15 |
| Office Max | 23,229 | 11/12 | 2/5 yr. | 261,326 | 11.25 |
| DSW Shoe Warehouse | 22,000 | 04/07 | 4/5 yr. | 374,000 | 17.00 |
| All Battery Center | 1,600 | 05/07 | 2/5 yr. | 36,800 | 23.00 |
| Successories | 1,200 | 09/08 | 1/3 yr. and 1/2 yr. | 26,400 | 22.00 |
| GameStop | 2,006 | 12/08 | - | 52,156 | 26.00 |
| Half Price Books | 8,000 | 10/09 | 1/5 yr. | 96,000 | 12.00 |
| David's Bridal | 12,000 | 11/09 | 2/5 yr. | 198,240 | 16.52 |
| Petco | 13,650 | 11/11 | 3/5 yr. | 278,187 | 20.38 |
| Cost Plus World Market | 18,900 | 01/12 | 3/5 yr. | 302,400 | 16.00 |
| Best Buy | 58,000 | 01/12 | 3/5 yr. | 855,500 | 14.75 |
| Simpson-Williams | 9,875 | 12/12 | - | 161,600 | 16.36 |
| Bealls | 29,847 | 01/14 | 2/5 yr. | 194,005 | 6.50 |
| Oshman's Sporting Goods | 65,000 | 01/17 | 4/5 yr. | 754,650 | 11.61 |

In general, each tenant will pay its proportionate share of real estate taxes, insurance and common area maintenance costs, although the leases with some tenants may provide that the tenant's liability for such expenses is limited in some way, usually so that their liability for such expenses does not exceed a specified amount.

246

SHOPPES AT QUARTERFIELD (METRO SQUARE CENTER/SUPER VALU SHOPPING CENTER), SEVERN, MARYLAND

We purchased an existing shopping center formerly known as Metro Square Center and Super Valu Shopping Center, containing 61,817 gross leasable square feet. The center is located at 7858 Quarterfield in Severn (Annapolis), Maryland.

We purchased this property from an unaffiliated third party. Our total acquisition cost was approximately \$11,031,000. This amount may increase by additional costs which have not yet been finally determined. We expect any additional costs to be insignificant. Our acquisition cost was approximately \$178 per square foot of leasable space.

We purchased this property with our own funds. On April 1, 2004, we obtained financing in the amount of \$6,067,183. The loan requires interest only payments at an annual rate of 4.28% and matures April 1, 2009.

We do not intend to make significant repairs and improvements to this

Edgar Filing: INLAND WESTERN RETAIL REAL ESTATE TRUST INC - Form POS AM

property over the next few years. However, if we were to make any repairs or improvements, the tenants would be obligated to pay a substantial portion of any monies spent pursuant to the provisions of their respective leases.

One tenant, Shoppers Food Warehouse, leases more than 10% of the total gross leasable area of the property. The lease with this tenant requires the tenant to pay base annual rent on a monthly basis as follows:

| Lessee | Approximate GLA Leased (Sq. Ft.) | % of Total GLA | Base Rent Per Square Foot Per Annum (\$) | Lease Term Beginning | |
|-------------------------|--|----------------------|---|-------------------------|---|
| Shoppers Food Warehouse | 58,217 | 94 | 14.00 | 09/99 | 0 |
| | | | 14.50 | 09/04 | 0 |
| | | | 15.24 | 09/09 | 0 |
| | | | 16.00 | 09/14 | 0 |

For federal income tax purposes, the depreciable basis in this property will be approximately \$8,840,000. When we calculate depreciation expense for tax purposes, we will use the straight-line method. We depreciate buildings and improvements based upon estimated useful lives of 40 and 20 years, respectively.

Shoppes at Quarterfield was built in 1999. As of December 1, 2004, this property was 96% occupied, with a total 59,417 square feet leased to two tenants. The following table sets forth certain information with respect to those leases:

| Lessee | Approximate GLA Leased (Sq. Ft.) | Lease Ends | Renewal Options | Current Annual Rent (\$) | Base Rent P Square Foo Per Annum (|
|-------------------------|--|------------|--------------------|--------------------------------|--|
| Great Clips | 1,200 | 12/05 | 5/1 yr. | 28,366 | 23.64 |
| Shoppers Food Warehouse | 58,217 | 01/20 | 4/5 yr. | 844,146 | 14.50 |

In general, each tenant will pay its proportionate share of real estate taxes, insurance and common area maintenance costs, although the leases with some tenants may provide that the tenant's liability for

247

such expenses is limited in some way, usually so that their liability for such expenses does not exceed a specified amount.

LARKSPUR LANDING, LARKSPUR, CALIFORNIA

We purchased an existing shopping center known as Larkspur Landing, containing 173,821 gross leasable square feet. The center is located at 2257 Larkspur Landing Circle, in Larkspur, California.

We purchased this property from an unaffiliated third party. Our total acquisition cost was approximately \$61,145,000. This amount may increase by

Edgar Filing: INLAND WESTERN RETAIL REAL ESTATE TRUST INC - Form POS AM

additional costs which have not yet been finally determined. We expect any additional costs to be insignificant. Our acquisition cost was approximately \$352 per square foot of leasable space.

We originally purchased this property with our own funds. On January 30, 2004, we obtained financing in the amount of \$33,630,000. The loan requires interest only payments at an annual rate of 4.45% and matures February 1, 2009.

We do not intend to make significant repairs and improvements to this property over the next few years. However, if we were to make any repairs or improvements, the tenants would be obligated to pay a substantial portion of any monies spent pursuant to the provisions of their respective leases.

One tenant, Bed, Bath & Beyond, leases more than 10% of the total gross leasable area of the property. The lease with this tenant requires the tenant to pay base annual rent on a monthly basis as follows:

| Lessee | Approximate GLA Leased (Sq. Ft.) | % of Total GLA | Base Rent Per Square Foot Per Annum (\$) | Lease Term Beginning | |
|--------------------|--|----------------------|---|-------------------------|---|
| Bed, Bath & Beyond | 42,318 | 24 | 20.50 | 11/02 | 1 |
| | | | 21.83 | 12/06 | 1 |
| | | | 23.21 | 12/11 | 1 |

For federal income tax purposes, the depreciable basis in this property will be approximately \$45,859,000. When we calculate depreciation expense for tax purposes, we will use the straight-line method. We depreciate buildings and improvements based upon estimated useful lives of 40 and 20 years, respectively.

Larkspur Landing was built in 1978 and renovated in 2001. As of December 1, 2004, this property was 87% occupied, with a total 150,893 square feet leased to 33 tenants. The following table sets forth certain information with respect to those leases:

| Lessee | Approximate GLA Leased (Sq. Ft.) | Lease Ends | Renewal Options | Current Annual Rent (\$) | Base Rent P Square Foo Per Annum (\$) |
|--------------------------|--|--------------------|--------------------|--------------------------------|---|
| Golden Gate Printing* | 3,287 | Month-to -Month | - | 30,010 | 9.13 |
| Allstate Insurance* | 405 | Month-to -Month | - | 13,365 | 33.00 |

| Lessee | Approximate GLA Leased (Sq. Ft.) | Lease Ends | Renewal Options | Current Annual Rent (\$) | Base Rent P Square Foo Per Annum (\$) |
|--------|--|------------|--------------------|--------------------------------|---|
|--------|--|------------|--------------------|--------------------------------|---|

Edgar Filing: INLAND WESTERN RETAIL REAL ESTATE TRUST INC - Form POS AM

| | | | | | |
|----------------------|--------|----------|---------|---------|-------|
| Avanti* | 1,115 | Month-to | - | 2,400 | 2.15 |
| | | -Month | | | |
| John Connelly* | 880 | Month-to | - | 6,924 | 7.87 |
| | | -Month | | | |
| Benchmark Medical | 5,791 | 04/05 | 1/5 yr. | 152,786 | 26.38 |
| Roadrunner Burrito | 800 | 06/05 | - | 30,624 | 38.28 |
| Redhill | 2,688 | 07/05 | 3/1 yr. | 74,189 | 27.60 |
| Jaeger | 1,500 | 07/05 | - | 42,966 | 28.64 |
| Oliver Allen Corp. | 9,392 | 09/05 | 1/5 yr. | 242,313 | 25.80 |
| Robert Buerger | 880 | 06/06 | 1/3 yr. | 18,480 | 21.00 |
| Maxwell Cleaners | 2,748 | 09/06 | - | 107,172 | 39.00 |
| Norman Mahan | | | | | |
| Jewelers | 1,333 | 01/07 | - | 43,669 | 32.76 |
| Determined | | | | | |
| Productions | 11,185 | 03/07 | 1/4 yr. | 608,663 | 54.42 |
| Larkspur Shoes & | | | | | |
| Repair | 807 | 03/07 | - | 23,564 | 29.20 |
| Marin Visitor | | | | | |
| Bureau | 720 | 07/07 | - | 19,440 | 27.00 |
| Bay Area Wireless | 610 | 04/08 | 2/5 yr. | 23,790 | 39.00 |
| Larkspur Landing | | | | | |
| Optometry | 1,165 | 06/08 | - | 39,598 | 33.99 |
| American Nails | 745 | 06/08 | - | 23,691 | 31.80 |
| AAA | 5,245 | 07/08 | 2/5 yr. | 169,938 | 32.40 |
| Togo's Eatery | 1,625 | 07/08 | - | 40,677 | 28.03 |
| Timothy Bricca DD | 1,064 | 07/08 | - | 36,133 | 33.96 |
| All California | 3,359 | 07/08 | - | 114,172 | 33.99 |
| Weight Watchers | 1,291 | 09/08 | - | 61,219 | 47.42 |
| Cooper Alley | 2,000 | 11/08 | - | 107,987 | 53.99 |
| Ragged Sailor | 1,207 | 12/08 | - | 33,888 | 28.08 |
| Larkspur Landing | | | | | |
| Pet Clinic | 1,141 | 04/09 | - | 36,831 | 32.28 |
| Sushi Ko | 1,709 | 08/09 | - | 55,372 | 32.40 |
| 24 Hour Fitness | 17,844 | 03/10 | 1/5 yr. | 535,320 | 30.00 |
| Marin Brewing Co. | 5,978 | 03/11 | - | 190,219 | 31.82 |
| Fidelity Investments | 7,232 | 07/11 | 2/5 yr. | 459,955 | 63.60 |
| Yogalive | 6,150 | 09/12 | - | 184,500 | 30.00 |
| Bed, Bath & Beyond | 42,318 | 11/17 | 3/5 yr. | 867,519 | 20.50 |
| Noonan's Restaurant | 6,679 | 12/18 | 2/5 yr. | 222,878 | 33.37 |

* Renewal negotiations in progress

In general, each tenant will pay its proportionate share of real estate taxes, insurance and common area maintenance costs, although the leases with some tenants may provide that the tenant's liability for such expenses is limited in some way, usually so that their liability for such expenses does not exceed a specified amount.

249

NORTH RANCH PAVILIONS, THOUSAND OAKS, CALIFORNIA

We purchased an existing shopping center known as North Ranch Pavilions, containing 62,812 gross leasable square feet. The center is located at 1125-85 Lindero Road, in Thousand Oaks, California.

We purchased this property from an unaffiliated third party. Our total acquisition cost was approximately \$18,468,000. This amount may increase by additional costs which have not yet been finally determined. We expect any

Edgar Filing: INLAND WESTERN RETAIL REAL ESTATE TRUST INC - Form POS AM

additional costs to be insignificant. Our acquisition cost was approximately \$294 per square foot of leasable space.

We purchased this property with our own funds. On March 3, 2004, we obtained financing in the amount of \$10,157,000. The loan requires interest only payments at an annual rate of 4.12% and matures April 2009.

We do not intend to make significant repairs and improvements to this property over the next few years. However, if we were to make any repairs or improvements, the tenants would be obligated to pay a substantial portion of any monies spent pursuant to the provisions of their respective leases.

One tenant, Savvy Salon, leases more than 10% of the total gross leasable area of the property. The lease with this tenant requires the tenant to pay base annual rent on a monthly basis as follows:

| Lessee | Approximate GLA Leased (Sq. Ft.) | % of Total GLA | Base Rent Per Square Foot Per Annum (\$) | Lease Term Beginning | |
|-------------|--|----------------------|---|-------------------------|---|
| Savvy Salon | 6,500 | 10 | 11.71 | 10/03 | 0 |
| | | | 25.20 | 02/04 | 0 |
| | | | 26.76 | 02/06 | 0 |
| | | | 28.32 | 02/08 | 0 |
| | | | 30.00 | 02/10 | 0 |
| | | | 31.80 | 02/12 | 0 |

For federal income tax purposes, the depreciable basis in this property will be approximately \$13,851,000. When we calculate depreciation expense for tax purposes, we will use the straight-line method. We depreciate buildings and improvements based upon estimated useful lives of 40 and 20 years, respectively.

North Ranch Pavilions was built in 1992. As of December 1, 2004, this property was 89% occupied, with a total 55,928 square feet leased to 24 tenants. The following table sets forth certain information with respect to those leases:

| Lessee | Approximate GLA Leased (Sq. Ft.) | Lease Ends | Renewal Options | Current Annual Rent (\$) | Base Squa Per A |
|--------------------|--|------------|--------------------|-----------------------------|-----------------------|
| Prudential Realty | 3,379 | 11/04 | - | 103,397 | 3 |
| Ilene's Boutique | 2,105 | 12/04 | - | 51,590 | 2 |
| Seta's Shoes | 1,086 | 04/05 | - | 19,548 | 1 |
| Walton's Portraits | 1,300 | 08/06 | 1/5 yr. | 31,359 | 2 |
| Postal Club | 1,086 | 10/06 | 1/5 yr. | 24,891 | 2 |
| Dance Trends | 2,338 | 11/06 | 1/5 yr. | 41,523 | 1 |

Edgar Filing: INLAND WESTERN RETAIL REAL ESTATE TRUST INC - Form POS AM

| Lessee | GLA Leased (Sq. Ft.) | Lease Ends | Renewal Options | Current Annual Rent (\$) | Squa Per A |
|--------------------------|-------------------------|------------|----------------------|-----------------------------|---------------|
| Bank of America | 4,500 | 12/06 | - | 194,619 | 4 |
| Clubhouse Cleaners | 1,505 | 12/06 | 1/5 yr. | 43,765 | 2 |
| Cookies by Design | 1,353 | 01/07 | 1/5 yr. | 32,822 | 2 |
| Malibu Gymnastics | 3,740 | 02/07 | 1/1 yr. & 3/3 yr. | 67,320 | 1 |
| State Farm Insurance | 1,023 | 03/07 | - | 22,791 | 2 |
| Tae Kwon Do Academy | 1,512 | 06/07 | 2/5 yr. | 34,648 | 2 |
| Treasured Memories | 3,691 | 08/07 | 1/5 yr. | 46,129 | 1 |
| Kay's Nails | 1,028 | 10/07 | - | 24,178 | 2 |
| Total Body Fitness | 1,998 | 12/07 | 1/5 yr. | 37,042 | 1 |
| Malibu Gymnastics | 3,040 | 11/08 | 5/1 yr. | 56,362 | 1 |
| Sudore Pilates | 1,346 | 01/09 | 1/5 yr. | 36,342 | 2 |
| Exotic Thai | 1,746 | 02/11 | - | 52,380 | 3 |
| Rustico Ristorante | 3,495 | 08/11 | 2/5 yr. | 94,412 | 2 |
| We Frame It | 1,526 | 09/11 | 1/5 yr. | 36,075 | 2 |
| Lamp Post Pizza | 3,600 | 11/11 | - | 90,145 | 2 |
| Sushi Tei | 1,725 | 07/12 | 2/5 yr. | 52,705 | 3 |
| North Ranch Dentistry | 1,306 | 10/13 | 2/5 yr. | 39,548 | 3 |
| Savvy Salon | 6,500 | 02/14 | 2/5 yr. | 163,800 | 2 |

In general, each tenant will pay its proportionate share of real estate taxes, insurance and common area maintenance costs, although the leases with some tenants may provide that the tenant's liability for such expenses is limited in some way, usually so that their liability for such expenses does not exceed a specified amount.

HICKORY RIDGE SHOPPING CENTER, HICKORY, NORTH CAROLINA

We purchased an existing shopping center known as Hickory Ridge Shopping Center containing 380,487 gross leasable square feet (which includes 70,127 square feet of ground lease space). The center is located at Catawba Valley Road in Hickory, North Carolina.

We purchased this property from an unaffiliated third party. Our total acquisition cost was approximately \$41,900,000. This amount may increase by additional costs which have not yet been finally determined. We expect any additional costs to be insignificant. Our acquisition cost was approximately \$110 per square foot of leasable space.

We originally purchased this property with our own funds. On January 23, 2004, we obtained financing in the amount of \$23,650,000. The loan requires interest only payments as an annual rate of 4.531% and matures February 1, 2009.

We do not intend to make significant repairs and improvements to this property over the next few years. However, if we were to make any repairs or improvements, the tenants would be obligated to pay a substantial portion of any monies spent pursuant to the provisions of their respective leases.

Three tenants, Best Buy, Kohl's and Dick's Sporting Goods, each lease more than 10% of the total gross leasable area of the property. The leases with these tenants require the tenants to pay base annual rent on a monthly basis as follows:

Edgar Filing: INLAND WESTERN RETAIL REAL ESTATE TRUST INC - Form POS AM

| Lessee | Approximate GLA Leased (Sq. Ft.) | % of Total GLA | Base Rent Per Square Foot Per Annum (\$) | Lease Term Beginning | |
|-------------------------|--|----------------------|---|-------------------------|---|
| Best Buy | 45,000 | 12 | 10.75 | 07/99 | 0 |
| Dick's Sporting Goods * | 45,000 | 12 | N/A | 01/00 | 0 |
| Kohl's | 86,584 | 23 | 6.83 | 08/99 | 0 |

* Ground lease

For federal income tax purposes, the depreciable basis in this property will be approximately \$35,068,000. When we calculate depreciation expense for tax purposes, we will use the straight-line method. We depreciate buildings and improvements based upon estimated useful lives of 40 and 20 years, respectively.

Hickory Ridge Shopping Center was built in 1999. As of December 1, 2004, this property was 100% occupied, with a total 380,487 square feet leased to 19 tenants and two ground lease tenants. The following table sets forth certain information with respect to those leases:

| Lessee | Approximate GLA Leased (Sq. Ft.) | Lease Ends | Renewal Options | Current Annual Rent (\$) | Base Squa Per A |
|-------------------------------|--|------------|--------------------|-----------------------------|-----------------------|
| Osaka Japanese Cuisine | 2,100 | 01/05 | 1/5 yr. | 40,950 | 1 |
| Thai Orchid | 2,800 | 01/05 | 1/5 yr. | 53,200 | 1 |
| Tony's Pizza | 2,100 | 01/05 | 1/5 yr. | 45,150 | 2 |
| EB Games | 1,600 | 10/05 | 1/5 yr. | 32,000 | 2 |
| Factory Mattress | 3,600 | 11/06 | 1/5 yr. | 66,600 | 1 |
| Party City | 12,000 | 06/09 | 2/5 yr. | 162,000 | 1 |
| Marshalls | 30,000 | 08/09 | 3/5 yr. | 234,000 | |
| Great Clips | 1,200 | 12/09 | - | 23,400 | 1 |
| Old Navy | 25,000 | 01/10 | 1/5 yr. | 212,500 | |
| Shoe Carnival | 12,000 | 01/10 | 2/5 yr. | 129,000 | 1 |
| Sprint PCS | 2,800 | 01/10 | - | 50,400 | 1 |
| Hallmark Cards | 6,000 | 02/10 | 1/5 yr. | 93,900 | 1 |
| Family Christian Bookstore | 5,000 | 03/10 | 2/5 yr. | 90,000 | 1 |
| Pier 1 Imports | 9,976 | 03/12 | 2/5 yr. | 174,580 | 1 |
| The Avenue | 6,600 | 01/13 | 2/5 yr. | 78,012 | 1 |
| Best Buy | 45,000 | 01/15 | 3/5 yr. | 483,750 | 1 |
| A.C. Moore | 21,000 | 12/15 | 3/5 yr. | 248,730 | 1 |
| Linens 'N Things | 35,000 | 01/16 | 3/5 yr. | 367,500 | 1 |
| Kohl's | 86,584 | 02/20 | 6/5 yr. | 590,995 | |

Edgar Filing: INLAND WESTERN RETAIL REAL ESTATE TRUST INC - Form POS AM

| Lessee | Approximate GLA Leased (Sq. Ft.) | Lease Ends | Renewal Options | Current Annual Rent (\$) | Base Squa Per A |
|--|--|------------|--------------------|-----------------------------|-----------------------|
| Dicks Sporting Goods (Ground Lease) | 45,000 | 01/20 | 6/5 yr. | 185,000 | |
| Babies "R" Us (Ground Lease) | 25,127 | 01/13 | 6/5 yr. | 126,647 | |

In general, each tenant will pay its proportionate share of real estate taxes, insurance and common area maintenance costs, although the leases with some tenants may provide that the tenant's liability for such expenses is limited in some way, usually so that their liability for such expenses does not exceed a specified amount.

CORWEST PLAZA, NEW BRITAIN, CONNECTICUT

We purchased an existing shopping center known as CorWest Plaza containing 115,011 gross leasable square feet. The center is located at 665 and 687 West Main Street in New Britain, Connecticut.

We purchased this property from an unaffiliated third party. Our total acquisition cost was approximately \$33,000,000. This amount may increase by additional costs which have not yet been finally determined. We expect any additional costs to be insignificant. Our acquisition cost was approximately \$287 per square foot of leasable space.

We originally purchased this property with our own funds. On January 7, 2004, we obtained financing in the amount of \$18,150,000. The loan requires interest only payments at an annual rate of 4.56% and matures February 1, 2009.

We do not intend to make significant repairs and improvements to this property over the next few years. However, if we were to make any repairs or improvements, the tenants would be obligated to pay a substantial portion of any monies spent pursuant to the provisions of their respective leases.

Three tenants, Super Stop and Shop, Liquor Depot and CVS Pharmacy, each lease more than 10% of the total gross leasable area of the property. The leases with these tenants require the tenants to pay base annual rent on a monthly basis as follows:

| Lessee | Approximate GLA Leased (Sq. Ft.) | % of Total GLA | Base Rent Per Square Foot Per Annum (\$) | Lease Term Beginning | |
|----------------------|--|-------------------|---|-------------------------|---|
| Super Stop & Shop | 68,073 | 59 | 26.00 | 05/03 | 0 |
| | | | 26.50 | 06/08 | 0 |
| | | | 27.00 | 06/13 | 0 |
| | | | 27.50 | 06/18 | 0 |
| CVS Pharmacy | 12,150 | 11 | 28.00 | 06/23 | 0 |
| | | | 26.00 | 06/01 | 0 |

| Lessee | Approximate GLA Leased (Sq. Ft.) | % of Total GLA | Base Rent Per Square Foot Per Annum (\$) | Lease Term Beginning | |
|--------------|--|-------------------|---|-------------------------|--------|
| Liquor Depot | 14,000 | 12 | 14.00 16.00 | 08/01 09/06 | 0 0 |

For federal income tax purposes, the depreciable basis in this property will be approximately \$26,101,000. When we calculate depreciation expense for tax purposes, we will use the straight-line method. We depreciate buildings and improvements based upon estimated useful lives of 40 and 20 years, respectively.

CorWest Plaza was built in phases between 1999 to 2003. As of December 1, 2004, this property was 99% occupied, with a total 114,023 square feet leased to 10 tenants. The following table sets forth certain information with respect to those leases:

| Lessee | Approximate GLA Leased (Sq. Ft.) | Lease Ends | Renewal Options | Current Annual Rent (\$) | Base Rent P Square Foo Per Annum (\$) |
|--|--|------------|--------------------|--------------------------------|---|
| Video One | 3,500 | 09/05 | 2/3 yr. | 51,181 | 14.62 |
| Rent-A-Center | 6,000 | 02/06 | 1/5 yr. | 90,000 | 15.00 |
| Cingular Wireless | 1,553 | 06/06 | 1/5 yr. | 27,954 | 18.00 |
| Subway | 1,500 | 08/06 | 4/2 yr. | 20,011 | 13.34 |
| Webster Bank | 2,147 | 11/05 | 2/5 yr. | 38,646 | 18.00 |
| Papa Gino's | 3,000 | 02/11 | 2/5 yr. | 60,000 | 20.00 |
| Liquor Depot | 14,000 | 08/11 | 2/5 yr. | 196,000 | 14.00 |
| Frazier's Two Cleaners & Laundromat | 2,100 | 10/11 | 2/5 yr. | 37,800 | 18.00 |
| CVS Pharmacy | 12,150 | 01/22 | 4/5 yr. | 315,900 | 26.00 |
| Super Stop & Shop | 68,073 | 05/28 | 6/5 yr. | 1,769,898 | 26.00 |

In general, each tenant will pay its proportionate share of real estate taxes, insurance and common area maintenance costs, although the leases with some tenants may provide that the tenant's liability for such expenses is limited in some way, usually so that their liability for such expenses does not exceed a specified amount.

SHAW'S SUPERMARKET, NEW BRITAIN, CONNECTICUT

We purchased a single user retail center known as Shaw's Supermarket, New Britain, containing 65,658 gross leasable square feet. The property is located in New Britain, Connecticut.

We purchased this property from an unaffiliated third party. Our total acquisition cost was approximately \$13,656,000. This amount may increase by additional costs which have not yet been finally determined. We expect any additional costs to be insignificant. Our acquisition cost was approximately \$208 per square foot of leasable space.

Edgar Filing: INLAND WESTERN RETAIL REAL ESTATE TRUST INC - Form POS AM

We originally purchased this property with our own funds. On January 28, 2004, we obtained financing in the amount of \$6,450,000. The loan requires interest only payments as an annual rate of 4.684% and matures November 1, 2028.

254

We do not intend to make significant repairs and improvements to this property over the next few years. However, if we were to make any repairs or improvements, the tenant would be obligated to pay a substantial portion of any monies spent pursuant to the provisions of its lease.

Shaw's Supermarket was built in 1995. One tenant, Shaw's Supermarket, leases 100% of the total gross leasable area of the property. The lease with this tenant requires the tenant to pay base annual rent on a monthly basis as follows:

| Lessee | Approximate GLA Leased (Sq. Ft.) | % of Total GLA | Renewal Options | Base Rent Per Annum (\$) | Base Rent Per Square Foot Per Annum (\$) | Be |
|----------------|--|----------------------|--------------------|--------------------------------|---|----|
| Shaw's | 65,658 | 100 | 6/5 yr. | 1,017,699 | 15.50 | |
| Supermarkets - | | | | 1,083,357 | 16.50 | |
| New Britain | | | | 1,149,015 | 17.50 | |
| | | | | 1,181,844 | 18.00 | |

For federal income tax purposes, the depreciable basis in this property will be approximately \$10,681,000. When we calculate depreciation expense for tax purposes, we will use the straight-line method. We depreciate buildings and improvements based upon estimated useful lives of 40 and 20 years, respectively.

PAVILION AT KING'S GRANT, CONCORD, NORTH CAROLINA

We purchased a newly constructed shopping center known as Pavilion at King's Grant, containing 79,109 gross leasable square feet (which includes 65,000 square feet of ground lease space). The center is located at 8050 Concord Mills Boulevard in Concord, North Carolina.

We purchased this property from an unaffiliated third party. Our total acquisition cost was approximately \$8,151,000. This amount may increase by additional costs which have not yet been finally determined. We expect any additional costs to be insignificant. One tenant, Toys "R" Us, is currently paying half rent. When the tenant begins paying full rent, we will pay the balance of the purchase price of approximately \$1,563,000. Our total acquisition cost is expected to be approximately \$103 per square foot of leasable space.

We originally purchased this property with our own funds. On April 6, 2004, we obtained financing in the amount of \$5,342,000. The loan requires interest only payments at an annual rate of 4.39% and matures May 1, 2009.

We do not intend to make significant repairs and improvements to this property over the next few years. However, if we were to make any repairs or improvements, the tenants would be obligated to pay a substantial portion of any monies spent pursuant to the provisions of their respective leases.

Two tenants, Toys "R" Us and Olive Garden, each lease more than 10% of the

Edgar Filing: INLAND WESTERN RETAIL REAL ESTATE TRUST INC - Form POS AM

total gross leasable area of the property. The leases with these tenants require the tenants to pay base annual rent on a monthly basis as follows:

255

| Lessee | Approximate GLA Leased (Sq. Ft.) | % of Total GLA | Base Rent Per Square Foot Per Annum (\$) | Lease Term Beginning | To |
|---------------|--|-------------------|--|-------------------------|----------------|
| Toys "R" Us * | 49,000 | 62 | 5.10 | 10/02 | 01/13 |
| Olive Garden* | 8,500 | 11 | 9.41 10.35 | 04/02 05/07 | 04/07 04/12 |

* ground lease

For federal income tax purposes, the depreciable basis in this property will be approximately \$2,741,000. When we calculate depreciation expense for tax purposes, we will use the straight-line method. We depreciate buildings and improvements based upon estimated useful lives of 40 and 20 years, respectively.

Pavilion at King's Grant was built in 2002 and 2003. As of December 1, 2004, this property was 100% occupied, with a total 79,109 square feet leased to four tenants and three ground lessees. The following table sets forth certain information with respect to those leases:

| Lessee | Approximate GLA Leased (Sq. Ft.) | Lease Ends | Renewal Options | Current Annual Rent (\$) | Base Rent Square Foot Annum (\$) |
|-----------------|--|------------|--------------------|--------------------------------|--|
| RadioShack | 2,400 | 04/08 | 2/5 yr. | 40,800 | 17.00 |
| Bank of America | 100 | 08/08 | 2/5 yr. | 14,400 | 144.00 |
| Panera Bread | 5,609 | 12/14 | 2/5 yr. | 109,376 | 19.50 |
| Jared Jewelers | 6,000 | 01/23 | 2/5 yr. | 220,020 | 36.67 |
| Olive Garden * | 8,500 | 04/12 | 4/5 yr. | 80,000 | N/A |
| Red Lobster * | 7,500 | 05/12 | 4/5 yr. | 80,000 | N/A |
| Toys "R" Us * | 49,000 | 01/13 | 6/5 yr. | 250,000 | N/A |

* Ground lease

In general, each tenant will pay its proportionate share of real estate taxes, insurance and common area maintenance costs, although the leases with some tenants may provide that the tenant's liability for such expenses is limited in some way, usually so that their liability for such expenses does not exceed a specified amount.

CVS PHARMACIES (ECKERD DRUG STORES)

We purchased the following two separate existing freestanding retail properties known as CVS Pharmacies, formerly Eckerd Drug Stores, containing a total of 27,648 gross leasable square feet.

Edgar Filing: INLAND WESTERN RETAIL REAL ESTATE TRUST INC - Form POS AM

| Location | Square Feet | Completion Date | Purchase Price (\$) |
|--|-------------|-----------------|---------------------|
| 33rd Street and Santa Fe Edmond, Oklahoma | 13,824 | 2003 | 3,364,000 |
| 36th and Robinson Norman, Oklahoma | 13,824 | 2003 | 5,288,000 |

256

We purchased these CVS Pharmacies from an unaffiliated third party. Our total acquisition cost was approximately \$8,652,000. This amount may increase by additional costs which have not yet been finally determined. We expect any additional costs to be insignificant. Our acquisition cost was approximately \$313 per square foot of leasable space.

We purchased these properties with our own funds. On April 30, 2004, we obtained financing in the amounts of \$1,850,000 and \$2,900,000 for CVS Pharmacy - Edmond and CVS Pharmacy - Norman, respectively. Both loans require interest only payments at an annual rate of 4.374% and mature June 2009.

One tenant, CVS Pharmacy, leases 100% of the total gross leasable area of each property. The leases with this tenant require the tenant to pay base annual rent on a monthly basis as follows:

| Lessee/Location | Approximate GLA Leased (Sq. Ft.) | % of Total GLA of each Property | Current Annual Rent (\$) | Renewal Options | Base Rent Per Square Foot Per Annum (\$) |
|---|--|---|--------------------------------|--------------------|---|
| 33rd Street & Santa Fe Edmond, OK | 13,824 | 100 | 289,292 | 4/5 yr. | 20.93 |
| 36th & Robinson Norman, OK | 13,824 | 100 | 454,806 | 4/5 yr. | 32.90 |

A twenty year lease commenced as of the date of acquisition with no increases during the term of the lease. Each lease includes four options, each for a term of five years.

These properties are on triple net leases and the tenant will be responsible for all repairs.

For federal income tax purposes, the depreciable basis in these properties will be approximately \$6,770,000. When we calculate depreciation expense for tax purposes, we will use the straight-line method. We depreciate buildings and improvements based upon estimated useful lives of 40 and 20 years, respectively.

DARIEN TOWNE CENTRE, DARIEN, ILLINOIS

We purchased an existing shopping center known as Darien Towne Centre

Edgar Filing: INLAND WESTERN RETAIL REAL ESTATE TRUST INC - Form POS AM

containing 223,844 gross leasable square feet (which includes 6,371 square feet of ground lease space). The center is located at 2189 75th Street, in Darien, Illinois.

We purchased this property from an unaffiliated third party. Our total acquisition cost was approximately \$30,000,000. This amount may increase by additional costs which have not yet been finally determined. We expect any additional costs to be insignificant. Our acquisition cost was approximately \$134 per square foot of leasable space.

Simultaneously with the purchase this property, we obtained a new loan in the amount of \$16,500,000. The loan requires interest only payments based on a rate of 4.65% per annum and matures June 2010.

257

We do not intend to make significant repairs and improvements to this property over the next few years. However, if we were to make any repairs or improvements, the tenants would be obligated to pay a substantial portion of any monies spent pursuant to the provisions of their respective leases.

Three tenants, Home Depot, Circuit City and PETSMART, each lease more than 10% of the total gross leasable area of the property. The leases with these tenants require the tenants to pay base annual rent on a monthly basis as follows:

| Lessee | Approximate GLA Leased (Sq. Ft.) | % of Total GLA | Base Rent Per Square Foot Per Annum (\$) | Lease Term Beginning | To |
|--------------|--|-------------------|--|-------------------------|-------|
| Home Depot | 109,200 | 49 | 7.98 | 05/94 | 04/99 |
| | | | 8.35 | 05/99 | 04/04 |
| | | | 8.60 | 05/04 | 04/09 |
| | | | 9.10 | 05/09 | 04/14 |
| Circuit City | 32,984 | 15 | 10.50 | 05/94 | 01/05 |
| | | | CPI | 02/05 | 01/10 |
| | | | CPI | 02/10 | 01/15 |
| PETSMART | 25,487 | 11 | 11.20 | 10/94 | 09/04 |
| | | | 11.70 | 10/04 | 09/09 |

For federal income tax purposes, the depreciable basis in this property will be approximately \$22,468,400. When we calculate depreciation expense for tax purposes, we will use the straight-line method. We depreciate buildings and improvements based upon estimated useful lives of 40 and 20 years, respectively.

Darien Towne Centre was built in 1994. As of December 1, 2004, this property was 94% occupied, with a total 210,010 square feet was leased to 11 tenants and one ground lease tenant. The following table sets forth certain information with respect to those leases:

| Lessee | Approximate GLA Leased (Sq. Ft.) | Lease Ends | Renewal Options | Current Annual Rent (\$) | Base Rent P Square Foo Per Annum (|
|--------|--|------------|--------------------|--------------------------------|--|
|--------|--|------------|--------------------|--------------------------------|--|

Edgar Filing: INLAND WESTERN RETAIL REAL ESTATE TRUST INC - Form POS AM

| | | | | | |
|----------------------------|---------|-------|---------|---------|-------|
| Gingiss Formalwear | 2,000 | 12/04 | - | 35,010 | 17.50 |
| Coldwell Banker | 2,468 | 03/05 | - | 45,831 | 18.57 |
| Jenny Craig | 2,000 | 05/07 | 1/3 yr. | 44,000 | 22.00 |
| Deals | 12,000 | 07/07 | 1/5 yr. | 120,000 | 10.00 |
| TGI Fridays (Ground Lease) | 6,371 | 05/09 | 3/5 yr. | 79,860 | N/A |
| Great Clips | 1,500 | 08/09 | 2/3 yr. | 33,000 | 22.00 |
| PETsMART | 25,487 | 09/09 | 5/5 yr. | 298,197 | 11.70 |
| Murray's Discount Auto | 10,000 | 10/09 | 1/5 yr. | 115,000 | 11.50 |
| Panera Bread | 4,500 | 12/12 | 3/5 yr. | 94,500 | 21.00 |
| Home Depot | 109,200 | 04/14 | 4/5 yr. | 939,120 | 8.60 |
| Signature Cleaners | 1,500 | 11/14 | - | 37,260 | 24.84 |
| Circuit City | 32,984 | 01/15 | 4/5 yr. | 346,332 | 10.50 |

258

In general, each tenant will pay its proportionate share of real estate taxes, insurance and common area maintenance costs, although the leases with some tenants may provide that the tenant's liability for such expenses is limited in some way, usually so that their liability for such expenses does not exceed a specified amount.

STONY CREEK MARKETPLACE, NOBLESVILLE, INDIANA

We purchased a newly constructed shopping center known as Stony Creek Marketplace containing 153,796 gross leasable square feet (which consists of 8,000 square feet of ground lease space). The center is located at 1713C Mercantile Boulevard in Noblesville, Indiana.

We purchased this property from an unaffiliated third party. Our total acquisition cost was approximately \$25,750,000. This amount may increase by additional costs which have not yet been finally determined. We expect any additional costs to be insignificant. Our acquisition cost was approximately \$167 per square foot of leasable space.

We originally purchased this property with our own funds. On January 20, 2004, we obtained financing in the amount of \$14,162,000. The loan requires interest only payments at an annual rate of 4.77% and matures January 1, 2011.

We do not intend to make significant repairs and improvements to this property over the next few years. However, if we were to make any repairs or improvements, the tenants would be obligated to pay a substantial portion of any monies spent pursuant to the provisions of their respective leases.

Three tenants, T.J. Maxx, Linens 'N Things and Barnes & Noble, each lease more than 10% of the total gross leasable area of the property. The leases with these tenants require the tenants to pay base annual rent on a monthly basis as follows:

| Lessee | Approximate GLA Leased (Sq. Ft.) | % of Total GLA | Base Rent Per Square Foot Per Annum (\$) | Lease Term Beginning | To |
|------------------|--|-------------------|--|-------------------------|-------|
| T.J. Maxx | 30,000 | 20 | 9.50 | 09/03 | 09/13 |
| Linens 'N Things | 28,444 | 18 | 11.50 | 07/03 | 01/09 |

Edgar Filing: INLAND WESTERN RETAIL REAL ESTATE TRUST INC - Form POS AM

| | | | | | |
|----------------|--------|----|-------|-------|-------|
| | | | 12.00 | 02/09 | 01/14 |
| Barnes & Noble | 21,980 | 14 | 13.50 | 09/03 | 01/16 |

For federal income tax purposes, the depreciable basis in this property will be approximately \$17,564,000. When we calculate depreciation expense for tax purposes, we will use the straight-line method. We depreciate buildings and improvements based upon estimated useful lives of 40 and 20 years, respectively.

Stony Creek Marketplace was built in 2003. As of December 1, 2004, this property was 100% occupied, with a total 153,796 square feet leased to 19 tenants and one ground lease tenant. The following table sets forth certain information with respect to those leases:

259

| Lessee | Approximate GLA Leased (Sq. Ft.) | Lease Ends | Renewal Options | Current Annual Rent (\$) | Ba Squ |
|-------------------------------------|--|---------------|--------------------|-----------------------------|-----------|
| Cingular Wireless | 1,487 | 06/08 | 2/5 yr. | 31,227 | |
| RJ Fastframe | 1,618 | 06/08 | 1/5 yr. | 33,915 | |
| The UPS Store | 1,618 | 08/08 | 1/5 yr. | 33,978 | |
| Scrapbook Corner | 4,095 | 12/08 | - | 75,758 | |
| Papa Johns Pizza | 1,615 | 01/09 | - | 33,915 | |
| Giovanni Jewelers | 1,615 | 02/09 | 1/5 yr. | 33,915 | |
| Quizno's Classic Subs | 1,600 | 12/09 | 2/4 yr. | 29,600 | |
| Blockbuster Video | 4,892 | 05/11 | 2/5 yr. | 102,732 | |
| Today's Bedroom One | 4,890 | 06/11 | 1/5 yr. | 90,465 | |
| Panera Bread | 4,200 | 12/12 | 2/5 yr. | 88,200 | |
| Maggie Moo's Ice Cream | 1,615 | 03/13 | 2/5 yr. | 33,915 | |
| Qdoba Mexican Restaurant | 2,272 | 04/13 | 2/5 yr. | 45,440 | |
| Ossip Optometry, P.C. | 3,230 | 04/13 | 2/5 yr. | 60,563 | |
| Pier 1 Imports | 9,375 | 07/13 | 2/5 yr. | 160,696 | |
| Shoe Carnival | 10,000 | 07/13 | 2/5 yr. | 130,000 | |
| T.J. Maxx | 30,000 | 09/13 | 3/5 yr. | 285,000 | |
| Linens 'N Things | 28,444 | 01/14 | 3/5 yr. | 327,118 | |
| Factory Card Outlet | 11,250 | 01/14 | 2/5 yr. | 160,313 | |
| Barnes & Noble | 21,980 | 01/16 | 2/5 yr. | 296,730 | |
| Logan's Roadhouse (Ground Lease) | 8,000 | 03/18 | 3/5 yr. | 75,500 | |

In general, each tenant will pay its proportionate share of real estate taxes, insurance and common area maintenance costs, although the leases with some tenants may provide that the tenant's liability for such expenses is limited in some way, usually so that their liability for such expenses does not exceed a specified amount.

THE SHOPS AT PARK PLACE, PLANO, TEXAS

We acquired an existing shopping center known as The Shops at Park Place through the purchase of all of the membership interests of the general partner and the membership interest of limited partner of the limited partnership holding title to this center. The center contains 116,300 gross leasable square feet (which includes 3,822 square feet of ground lease space) and is located at 6401 W. Plano Parkway in Plano, Texas.

Edgar Filing: INLAND WESTERN RETAIL REAL ESTATE TRUST INC - Form POS AM

An affiliate of our business manager/advisor, Inland Park Place Limited Partnership, acquired this property on September 30, 2003 from CDG Park Place LLC, an unaffiliated third party for \$23,868,000. Inland Park Place Limited Partnership agreed to sell this property to us when we had raised sufficient funds from the sale of shares to acquire this property from them. The affiliate agreed to sell us this property for the price it paid to the unaffiliated third party, plus any actual costs incurred. Our board of directors unanimously approved acquiring this property, including a unanimous vote of the independent directors.

Our total acquisition cost was \$24,000,000, which included \$132,000 of costs incurred by Inland Park Place Limited Partnership. We expect any additional costs to be insignificant. Our acquisition cost is approximately \$206 per square foot of leasable space.

260

As part of the purchase, title to the property was subject to a loan placed on the property by Inland Park Place Limited Partnership for our benefit. The loan is in the amount of \$13,127,000, requires interest only payments at a rate of 4.71% per annum and matures November 2008. We believe the interest rate on this loan is no greater than what we could have obtained from an unaffiliated third party lender.

We do not intend to make significant repairs and improvements to this property over the next few years. However, if we were to make any repairs or improvements, the tenants would be obligated to pay a substantial portion of any monies spent pursuant to the provisions of their respective leases.

Four tenants, Walgreens, OfficeMax, Michaels and Bed, Bath & Beyond, each lease more than 10% of the total gross leasable area of the property. The leases with these tenants require the tenants to pay base annual rent on a monthly basis as follows:

| Lessee | Approximate GLA Leased (Sq. Ft.) | % of Total GLA | Base Rent Per Square Foot Per Annum (\$) | Lease Term Beginning | To |
|-----------------------|--|-------------------|--|-------------------------|----------------|
| Walgreens | 15,120 | 13 | 20.83 | 05/00 | 04/60 |
| OfficeMax | 23,429 | 20 | 13.50 14.00 | 11/01 12/11 | 11/11 11/16 |
| Michaels | 24,133 | 21 | 13.50 | 08/01 | 10/11 |
| Bed, Bath & Beyond | 25,000 | 21 | 11.00 | 10/01 | 01/12 |

For federal income tax purposes, the depreciable basis in this property will be approximately \$13,175,000. When we calculate depreciation expense for tax purposes, we will use the straight-line method. We depreciate buildings and improvements based upon estimated useful lives of 40 and 20 years, respectively.

The Shops at Park Place was built in 2001. As of December 1, 2004, this property was 99% leased, with a total 115,460 square feet leased to ten tenants and one ground lease tenant. The following table sets forth certain information

Edgar Filing: INLAND WESTERN RETAIL REAL ESTATE TRUST INC - Form POS AM

with respect to those leases:

| Lessee | Approximate GLA Leased (Sq. Ft.) | Lease Ends | Renewal Options | Current Annual Rent (\$) | Base Squa Per A |
|-----------------------------|--|------------|--------------------|-----------------------------|-----------------------|
| Ebby Halliday Realty | 5,314 | 10/06 | 2/5 yr. | 154,100 | 2 |
| North Dallas Eye Associates | 3,000 | 10/06 | 1/5 yr. | 90,000 | 3 |
| The Nail Club | 1,100 | 10/06 | 1/5 yr. | 33,000 | 3 |
| Oxford Cleaners | 1,042 | 10/06 | 1/5 yr. | 31,260 | 3 |
| Carpet Mills of America | 3,500 | 11/06 | 2/5 yr. | 91,000 | 2 |
| Michaels | 24,133 | 10/11 | 3/5 yr. | 325,800 | 1 |
| Bed, Bath & Beyond | 25,000 | 01/12 | 3/5 yr. | 275,000 | 1 |
| Salon Boutique | 10,000 | 02/12 | 2/5 yr. | 180,000 | 1 |
| OfficeMax | 23,429 | 11/16 | 4/5 yr. | 316,300 | 1 |

261

| Lessee | Approximate GLA Leased (Sq. Ft.) | Lease Ends | Renewal Options | Current Annual Rent (\$) | Base Squa Per A |
|----------------------------|--|------------|--------------------|-----------------------------|-----------------------|
| Walgreens | 15,120 | 04/06 | - | 315,000 | 2 |
| Chick-Fil-A (Ground Lease) | 3,822 | 10/15 | 3/5 yr. | 78,500 | |

In general, each tenant will pay its proportionate share of real estate taxes, insurance and common area maintenance costs, although the leases with some tenants may provide that the tenant's liability for such expenses is limited in some way, usually so that their liability for such expenses does not exceed a specified amount.

POTENTIAL PROPERTY ACQUISITIONS

As of December 7, 2004, we are considering acquiring the 24 properties described below. Our decision to acquire these properties will generally depend upon:

- no material adverse change occurring in the properties, the tenants or the local economic conditions;
- our receipt of sufficient net proceeds from our offerings to make these acquisitions or sufficient availability of credit; and
- our receipt of satisfactory due diligence information including appraisals, environmental reports and lease information.

Other properties may be identified in the future that we may acquire before or instead of these properties. We cannot guarantee that we will complete these acquisitions.

SHOPPES OF WARNER ROBBINS, WARNER ROBBINS, GEORGIA

Edgar Filing: INLAND WESTERN RETAIL REAL ESTATE TRUST INC - Form POS AM

We anticipate purchasing a newly constructed shopping center known as Shoppes of Warner Robins, containing 70,740 of gross leasable square feet. The center is located at S.R. 96 and Lakejoy Road in Warner Robins, Georgia.

We anticipate purchasing this property from an unaffiliated third party. Our total acquisition cost is expected to be approximately \$13,374,000. This amount may increase by additional costs which have not yet been finally determined. We expect any additional costs to be insignificant. Our acquisition cost is expected to be approximately \$189 per square foot of leasable space.

We intend to purchase this property with our own funds. However, we expect to place financing on the property at a later date.

We do not intend to make significant repairs and improvements to this property over the next few years. However, if we were to make any repairs or improvements, the tenants would be obligated to pay a substantial portion of any monies spent pursuant to the provisions of their respective leases.

One tenant, Publix, leases more than 10% of the total gross leasable area of the property. The lease with this tenant requires the tenant to pay base annual rent on a monthly basis as follows:

262

| Lessee | Approximate GLA Leased (Sq. Ft.) | % of Total Phase I GLA | Base Rent Per Square Foot Per Annum (\$) | Lease Term Beginning | Lease Term Ending |
|--------|--|------------------------------|---|-------------------------|----------------------|
| Publix | 38,990 | 55 | 9.50 | 11/04 | 11/07 |

For federal income tax purposes, the depreciable basis in this property will be approximately \$10,031,000. When we calculate depreciation expense for tax purposes, we will use the straight-line method. We depreciate buildings and improvements based upon estimated useful lives of 40 and 20 years, respectively.

Shoppes at Warner Robins was newly constructed in 2004. This property is currently leasing up the remaining vacancies. As of December 1, 2004, this property was 78% occupied, with a total of 55,140 square feet leased to 12 tenants. The following table sets forth certain information with respect to those leases:

| Lessee | Approximate GLA Leased (Sq. Ft.) | Lease Ends | Current Annual Rent (\$) | Base Rent Per Square Foot Per Annum (\$) |
|----------------------------|--|------------|--------------------------------|--|
| Cutting Edge Salon | 1,400 | 10/07 | 28,000 | 20.00 |
| Sprint Wireless | 1,400 | 10/07 | 26,600 | 19.00 |
| International Tan | 1,050 | 11/07 | 18,900 | 18.00 |
| Nextel Communications | 1,050 | 10/09 | 19,425 | 18.50 |
| Love Your Clothes Cleaners | 1,400 | 10/09 | 30,800 | 22.00 |
| Just Mail | 1,400 | 10/09 | 24,500 | 17.50 |
| Luv Nail Salon | 1,400 | 10/09 | 30,800 | 22.00 |

Edgar Filing: INLAND WESTERN RETAIL REAL ESTATE TRUST INC - Form POS AM

| | | | | |
|----------------------|--------|-------|---------|-------|
| Hong Kong Restaurant | 1,400 | 11/09 | 26,600 | 19.00 |
| Subway | 1,400 | 11/09 | 23,800 | 17.00 |
| Cuts by Us | 1,050 | 11/09 | 18,900 | 18.00 |
| Paradise Video | 3,200 | 12/09 | 52,800 | 16.50 |
| Publix | 38,990 | 11/24 | 370,405 | 9.50 |

In general, each tenant will pay its proportionate share of real estate taxes, insurance and common area maintenance costs, although the leases with some tenants may provide that the tenant's liability for such expenses is limited in some way, usually so that their liability for such expenses does not exceed a specified amount.

ACADEMY SPORTS & OUTDOORS, SAN ANTONIO, TEXAS

We anticipate purchasing a newly constructed freestanding retail center known as Academy Sports & Outdoors, containing 70,910 of gross leasable square feet. The center is located at 2643 NW Loop 410 in San Antonio, Texas.

We anticipate purchasing this property from an unaffiliated third party. Our total acquisition cost is expected to be approximately \$6,825,000. This amount may increase by additional costs which have not yet been finally determined. We expect any additional costs to be insignificant. Our acquisition cost is expected to be approximately \$96 per square foot of leasable space.

263

We intend to purchase this property with our own funds. However, we expect to place financing on the property at a later date.

We do not intend to make significant repairs and improvements to this property over the next few years. However, if we were to make any repairs or improvements, the tenant would be obligated to pay a substantial portion of any monies spent pursuant to the provisions of its lease.

One tenant, Academy Sports & Outdoors, will lease 100% of the total gross leasable area of the property. The lease term will be determined in accordance with the tenant's commencement date. The lease with this tenant requires the tenant to pay base annual rent on a monthly basis as follows:

| Lessee | Approximate GLA Leased (Sq. Ft.) | % of Total GLA | Base Rent Per Square Foot Per Annum (\$) | Estimated Lease Term Beginning | |
|---------------------------|--|----------------------|---|--------------------------------------|---|
| Academy Sports & Outdoors | 70,910 | 100 | 7.51 | 12/04 | 1 |

For federal income tax purposes, the depreciable basis in this property will be approximately \$5,119,000. When we calculate depreciation expense for tax purposes, we will use the straight-line method. We depreciate buildings and improvements based upon estimated useful lives of 40 and 20 years, respectively.

MESA FIESTA, MESA, ARIZONA

We anticipate purchasing an existing shopping center known as Mesa Fiesta, containing 194,892 of gross leasable square feet. The center is located at South Alma School Road and Grove Avenue in Mesa, Arizona.

Edgar Filing: INLAND WESTERN RETAIL REAL ESTATE TRUST INC - Form POS AM

We anticipate purchasing this property from an unaffiliated third party. Our total acquisition cost is expected to be approximately \$36,855,000. This amount may increase by additional costs which have not yet been finally determined. We expect any additional costs to be insignificant. Our acquisition cost is expected to be approximately \$189 per square foot of leasable space.

We anticipate purchasing this property with our own funds. However, we expect to place financing on the property at a later date.

We do not intend to make significant repairs and improvements to this property over the next few years. However, if we were to make any repairs or improvements, the tenants would be obligated to pay a substantial portion of any monies spent pursuant to the provisions of their respective leases.

Five tenants, Best Buy, Marshalls, Borders Books & Music, Comp USA and Oak Showcase, leases more than 10% of the total gross leasable area of the property. The leases with these tenants require the tenants to pay base annual rent on a monthly basis as follows:

| Lessee | Approximate GLA Leased (Sq. Ft.) | % of Total GLA | Base Rent Per Square Foot Per Annum (\$) | Lease Term Beginning | |
|----------|--|-------------------|---|-------------------------|---|
| Best Buy | 39,482 | 20 | 11.35 | 09/94 | 0 |

264

| Lessee | Approximate GLA Leased (Sq. Ft.) | % of Total GLA | Base Rent Per Square Foot Per Annum (\$) | Lease Term Beginning | |
|-----------------------|--|-------------------|---|-------------------------|---|
| Marshalls | 31,500 | 16 | 11.50 | 02/95 | 0 |
| Borders Books & Music | 30,000 | 15 | 22.27 | 04/94 | 0 |
| Comp USA | 25,000 | 13 | 12.71 | 03/94 | 0 |
| Oak Showcase | 25,010 | 13 | 10.00 | 05/04 | 0 |

For federal income tax purposes, the depreciable basis in this property will be approximately \$27,641,000. When we calculate depreciation expense for tax purposes, we will use the straight-line method. We depreciate buildings and improvements based upon estimated useful lives of 40 and 20 years, respectively.

Mesa Fiesta was built in 1994. As of December 1, 2004, this property was 100% occupied, with a total 194,892 square feet leased to eight tenants. The following table sets forth certain information with respect to those leases:

Edgar Filing: INLAND WESTERN RETAIL REAL ESTATE TRUST INC - Form POS AM

| Lessee | Approximate GLA Leased (Sq. Ft.) | Lease Ends | Current Annual Rent (\$) | Base Rent Per Square Foot Per Annum (\$) |
|------------------------|--|------------|--------------------------------|--|
| Famous Footwear | 8,000 | 03/07 | 97,600 | 12.20 |
| Best Buy | 39,482 | 08/08 | 448,121 | 11.35 |
| Comp USA | 25,000 | 02/09 | 317,750 | 12.71 |
| Cost Plus World Market | 18,900 | 02/09 | 288,225 | 15.25 |
| Staples | 17,000 | 02/09 | 225,803 | 13.28 |
| Borders Books & Music | 30,000 | 03/09 | 668,226 | 22.27 |
| Oak Showcase | 25,010 | 04/09 | 250,100 | 10.00 |
| Marshalls | 31,500 | 01/10 | 362,250 | 11.50 |

In general, each tenant will pay its proportionate share of real estate taxes, insurance and common area maintenance costs, although the leases with some tenants may provide that the tenant's liability for such expenses is limited in some way, usually so that their liability for such expenses does not exceed a specified amount.

PHENIX CROSSING, PHENIX CITY, ALABAMA

We anticipate purchasing a newly constructed shopping center known as Phenix Crossing, containing 56,563 of gross leasable square feet. The center is located at 5408 Summerville Highway in Phenix City, Alabama.

We anticipate purchasing this property from an unaffiliated third party. Our total acquisition cost is expected to be approximately \$10,065,000. This amount may increase by additional costs which have not yet been finally determined. We expect any additional costs to be insignificant. Our acquisition cost is expected to be approximately \$178 per square foot of leasable space.

265

We intend to purchase this property with our own funds. However, we expect to place financing on the property at a later date.

We do not intend to make significant repairs and improvements to this property over the next few years. However, if we were to make any repairs or improvements, the tenants would be obligated to pay a substantial portion of any monies spent pursuant to the provisions of their respective leases.

One tenant, Publix, leases more than 10% of the total gross leasable area of the property. The lease with this tenant requires the tenant to pay base annual rent on a monthly basis as follows:

| Lessee | Approximate GLA Leased (Sq. Ft.) | % of Total Phase I GLA | Base Rent Per Square Foot Per Annum (\$) | Lease Term Beginning |
|--------|--|------------------------------|---|-------------------------|
| Publix | 38,997 | 69 | 11.95 | 06/04 |

For federal income tax purposes, the depreciable basis in this property will be approximately \$7,549,000. When we calculate depreciation expense for tax purposes, we will use the straight-line method. We depreciate buildings and

Edgar Filing: INLAND WESTERN RETAIL REAL ESTATE TRUST INC - Form POS AM

improvements based upon estimated useful lives of 40 and 20 years, respectively.

Phenix Crossing was newly constructed in 2004. As of December 1, 2004, this property was 95% occupied, with a total of 53,817 square feet leased to nine tenants. The following table sets forth certain information with respect to those leases:

| Lessee | Approximate GLA Leased (Sq. Ft.) | Lease Ends | Current Annual Rent (\$) | Base Rent Per Square Foot Per Annum (\$) |
|-------------------------|--|------------|--------------------------------|--|
| Package Store | 1,400 | 11/07 | 20,384 | 14.56 |
| Ace Cleaners | 1,400 | 06/09 | 22,400 | 16.00 |
| Nail Salon & Day Spa | 1,400 | 07/09 | 22,400 | 16.00 |
| China Panda | 1,400 | 07/09 | 22,400 | 16.00 |
| Movie Gallery | 4,200 | 08/09 | 56,700 | 13.50 |
| Headstart Hair | 2,220 | 08/09 | 35,520 | 16.00 |
| Zeb's Seafood & Chicken | 1,400 | 08/09 | 23,310 | 16.65 |
| Blimpie | 1,400 | 09/09 | 22,400 | 16.00 |
| Publix | 38,997 | 06/24 | 466,014 | 11.95 |

In general, each tenant will pay its proportionate share of real estate taxes, insurance and common area maintenance costs, although the leases with some tenants may provide that the tenant's liability for such expenses is limited in some way, usually so that their liability for such expenses does not exceed a specified amount.

METRO TOWN CENTER, PHOENIX, ARIZONA

We anticipate purchasing an existing shopping center known as Metro Town Center, containing 147,056 of gross leasable square feet. The center is located at 2821 West Peoria in Phoenix, Arizona.

We anticipate purchasing this property from an unaffiliated third party. Our total acquisition cost is expected to be approximately \$31,266,000. This amount may increase by additional costs which have

266

not yet been finally determined. We expect any additional costs to be insignificant. Our acquisition cost is expected to be approximately \$213 per square foot of leasable space.

We anticipate purchasing this property with our own funds. However, we expect to place financing on the property at a later date.

We do not intend to make significant repairs and improvements to this property over the next few years. However, if we were to make any repairs or improvements, the tenants would be obligated to pay a substantial portion of any monies spent pursuant to the provisions of their respective leases.

Two tenants, Ross Dress for Less and PETSMART, each lease more than 10% of the total gross leasable area of the property. The leases with these tenants require the tenants to pay base annual rent on a monthly basis as follows:

Edgar Filing: INLAND WESTERN RETAIL REAL ESTATE TRUST INC - Form POS AM

| Lessee | Approximate GLA Leased (Sq. Ft.) | % of Total GLA | Base Rent Per Square Foot Per Annum (\$) | Lease Term Beginning | |
|---------------------|--|-------------------|---|-------------------------|---|
| Ross Dress for Less | 30,187 | 21 | 11.50 | 04/04 | 0 |
| PETsMART | 22,500 | 15 | 10.91 | 01/03 | 0 |

For federal income tax purposes, the depreciable basis in this property will be approximately \$23,450,000. When we calculate depreciation expense for tax purposes, we will use the straight-line method. We depreciate buildings and improvements based upon estimated useful lives of 40 and 20 years, respectively.

Metro Town Center was built during 1988 through 1990 and renovated in 2003 and 2004. This property is currently leasing up the remaining vacancies and certain tenants have executed leases for retail space within the shopping center. As of December 1, 2004, this property was 78% occupied, with a total 115,017 square feet leased to 19 tenants. The following table sets forth certain information with respect to those leases:

| Lessee | Approximate GLA Leased (Sq. Ft.) | Lease Ends | Current Annual Rent (\$) | Base Rent Per Square Foot Per Annum (\$) |
|------------------------|--|------------|--------------------------------|--|
| Metro Mattress | 2,400 | 02/08 | 72,000 | 30.00 |
| Subway | 1,400 | 02/08 | 43,260 | 30.90 |
| Cold Stone Creamery | 1,200 | 02/08 | 35,844 | 29.87 |
| Nextel Communications | 1,200 | 03/08 | 38,400 | 32.00 |
| Supercuts | 1,200 | 04/08 | 33,600 | 28.00 |
| Blockbuster Video | 6,896 | 12/08 | 104,681 | 15.18 |
| Tina Nails | 1,710 | 03/09 | 47,779 | 27.94 |
| Robeks | 960 | 04/09 | 28,800 | 30.00 |
| The UPS Store | 1,600 | 08/09 | 44,800 | 28.00 |
| Samurai Sams | 1,600 | 02/10 | 52,800 | 33.00 |
| Naturally Women | 13,464 | 03/10 | 204,518 | 15.19 |
| Chipotle Mexican Grill | 2,800 | 12/12 | 89,600 | 32.00 |
| Starbucks | 1,500 | 03/13 | 47,100 | 31.40 |

267

| Lessee | Approximate GLA Leased (Sq. Ft.) | Lease Ends | Current Annual Rent (\$) | Base Rent Per Square Foot Per Annum (\$) |
|----------------------|--|------------|--------------------------------|--|
| Big 5 Sporting Goods | 10,000 | 01/14 | 120,000 | 12.00 |
| Vitamin Shoppe | 5,000 | 09/14 | 170,000 | 34.00 |
| Ross Dress for Less | 30,187 | 01/15 | 347,151 | 11.50 |
| PETsMART | 22,500 | 01/18 | 245,375 | 10.91 |
| Mimi's Cafe | 7,000 | 12/18 | 70,000 | 10.00 |
| Wendy's | 2,400 | 07/19 | 74,500 | 31.04 |

Edgar Filing: INLAND WESTERN RETAIL REAL ESTATE TRUST INC - Form POS AM

In general, each tenant will pay its proportionate share of real estate taxes, insurance and common area maintenance costs, although the leases with some tenants may provide that the tenant's liability for such expenses is limited in some way, usually so that their liability for such expenses does not exceed a specified amount.

SHOPPES AT LAKE ANDREW, VIERA, FLORIDA

We anticipate purchasing an existing shopping center known as Shoppes at Lake Andrew, containing 144,772 of gross leasable square feet. The center is located at Wickham and I-95 in Viera, Florida.

We anticipate purchasing this property from an unaffiliated third party. Our total acquisition cost is expected to be approximately \$28,300,000. This amount may increase by additional costs which have not yet been finally determined. We expect any additional costs to be insignificant. Our acquisition cost is expected to be approximately \$195 per square foot of leasable space.

We intend to purchase this property with our own funds. However, we expect to place financing on the property at a later date.

We do not intend to make significant repairs and improvements to this property over the next few years. However, if we were to make any repairs or improvements, the tenants would be obligated to pay a substantial portion of any monies spent pursuant to the provisions of their respective leases.

Three tenants, Ross Dress for Less, Linens 'N Things and Rag Shop, each lease more than 10% of the total gross leasable area of the property. The leases with these tenants require the tenants to pay base annual rent on a monthly basis as follows:

| Lessee | Approximate GLA Leased (Sq. Ft.) | % of Total Phase I GLA | Base Rent Per Square Foot Per Annum (\$) | Lease Term Beginning | Lease Term Ending |
|---------------------|--|------------------------------|---|-------------------------|----------------------|
| Ross Dress for Less | 30,187 | 21 | 9.50 | 02/04 | 0 |
| Linens 'N Things | 28,240 | 20 | 12.50 | 02/04 | 0 |
| Rag Shop | 19,976 | 14 | 11.00 | 11/03 | 1 |

For federal income tax purposes, the depreciable basis in this property will be approximately \$21,225,000. When we calculate depreciation expense for tax purposes, we will use the straight-line

268

method. We depreciate buildings and improvements based upon estimated useful lives of 40 and 20 years, respectively.

Shoppes at Lake Andrew was built in 2003. As of December 1, 2004, this property was 100% occupied, with a total of 144,772 square feet leased to 18 tenants. The following table sets forth certain information with respect to those leases:

Edgar Filing: INLAND WESTERN RETAIL REAL ESTATE TRUST INC - Form POS AM

| Lessee | Approximate GLA Leased (Sq. Ft.) | Lease Ends | Current Annual Rent (\$) | Base Rent Per Square Foot Per Annum (\$) |
|---------------------------|--|------------|--------------------------------|--|
| EB Games | 1,800 | 08/08 | 43,200 | 24.00 |
| Hair Cuttery | 1,200 | 08/08 | 32,400 | 27.00 |
| Asian Wok | 1,200 | 09/08 | 32,400 | 27.00 |
| Mattress Barn | 4,520 | 10/08 | 83,620 | 18.50 |
| The Blind Spot | 1,200 | 01/09 | 31,200 | 26.00 |
| Gulf Atlantic Hearing Aid | 900 | 01/09 | 29,700 | 33.00 |
| Subway | 1,200 | 02/09 | 31,200 | 26.00 |
| Dress Barn | 4,312 | 06/09 | 74,536 | 18.50 |
| Your House Interiors | 9,748 | 07/09 | 151,094 | 15.50 |
| Payless Shoesource | 2,700 | 06/13 | 59,400 | 22.00 |
| Cellular Express | 1,200 | 08/13 | 33,372 | 27.81 |
| Professional Nail | 1,200 | 08/13 | 31,200 | 26.00 |
| Petco | 13,767 | 09/13 | 213,388 | 15.50 |
| Shoe Carnival | 10,800 | 10/13 | 135,000 | 12.50 |
| Rag Shop | 19,976 | 11/13 | 219,736 | 11.00 |
| Pier 1 Imports | 10,622 | 02/14 | 191,196 | 18.00 |
| Linens 'N Things | 28,240 | 01/15 | 353,000 | 12.50 |
| Ross Dress for Less | 30,187 | 01/16 | 286,776 | 9.50 |

In general, each tenant will pay its proportionate share of real estate taxes, insurance and common area maintenance costs, although the leases with some tenants may provide that the tenant's liability for such expenses is limited in some way, usually so that their liability for such expenses does not exceed a specified amount.

GREEN'S CORNER, CUMMING, GEORGIA

We anticipate purchasing an existing shopping center known as Green's Corner, containing 82,792 of gross leasable square feet (which includes a ground lease space). The center is located at Georgia Highway 20 and Bethelview Road in Cumming, Georgia.

We anticipate purchasing this property from an unaffiliated third party. Our total acquisition cost is expected to be approximately \$12,768,000. This amount may increase by additional costs which have not yet been finally determined. We expect any additional costs to be insignificant. Our acquisition cost is expected to be approximately \$154 per square foot of leasable space.

We anticipate purchasing this property with our own funds. However, we expect to place financing on the property at a later date.

We do not intend to make significant repairs and improvements to this property over the next few years. However, if we were to make any repairs or improvements, the tenants would be obligated to pay a substantial portion of any monies spent pursuant to the provisions of their respective leases.

One tenant, Kroger, leases more than 10% of the total gross leasable area of the property. The lease with this tenant requires the tenant to pay base annual rent on a monthly basis as follows:

Edgar Filing: INLAND WESTERN RETAIL REAL ESTATE TRUST INC - Form POS AM

| Lessee | Approximate GLA Leased (Sq. Ft.) | % of Total GLA | Base Rent Per Square Foot Per Annum (\$) | Lease Term Beginning | |
|--------|--|-------------------|---|-------------------------|---|
| Kroger | 63,296 | 76 | 8.49 | 01/98 | 0 |

For federal income tax purposes, the depreciable basis in this property will be approximately \$9,576,000. When we calculate depreciation expense for tax purposes, we will use the straight-line method. We depreciate buildings and improvements based upon estimated useful lives of 40 and 20 years, respectively.

Green's Corner was built in 1997. As of December 1, 2004, this property was 100% occupied, with a total 82,792 square feet leased to 11 tenants and one tenant subject to a ground lease. The following table sets forth certain information with respect to those leases:

| Lessee | Approximate GLA Leased (Sq. Ft.) | Lease Ends | Current Annual Rent (\$) | Base Rent Per Square Foot Per Annum (\$) |
|--------------------------|--|------------|--------------------------------|--|
| Designer Cleaners | 1,800 | 08/07 | 39,600 | 22.00 |
| Blockbuster Video | 6,000 | 09/07 | 99,000 | 16.50 |
| The UPS Store | 1,320 | 09/07 | 22,730 | 17.22 |
| Subway | 1,400 | 10/07 | 24,528 | 17.52 |
| Great Clips | 1,253 | 11/07 | 21,576 | 17.22 |
| KB's BBQ & Rib Company | 1,200 | 03/08 | 20,400 | 17.00 |
| Golden Palace | 2,793 | 04/08 | 48,905 | 17.51 |
| Allstate Insurance | 930 | 08/08 | 16,284 | 17.51 |
| Cumming Nails & Tan | 1,600 | 09/08 | 28,016 | 17.51 |
| Bucks Pizza | 1,200 | 01/09 | 19,800 | 16.50 |
| McDonalds (Ground Lease) | * | 01/17 | 49,280 | N/A |
| Kroger | 63,296 | 01/18 | 537,225 | 8.49 |

* To be determined

In general, each tenant will pay its proportionate share of real estate taxes, insurance and common area maintenance costs, although the leases with some tenants may provide that the tenant's liability for such expenses is limited in some way, usually so that their liability for such expenses does not exceed a specified amount.

NEWTON CROSSROADS, COVINGTON, GEORGIA

We anticipate purchasing an existing shopping center known as Newton Crossroads, containing 78,896 of gross leasable square feet. The center is located at Georgia Highway 20 and Brown Bridge Road in Covington, Georgia.

We anticipate purchasing this property from an unaffiliated third party. Our total acquisition cost is expected to be approximately \$10,087,000. This amount may increase by additional costs which have

Edgar Filing: INLAND WESTERN RETAIL REAL ESTATE TRUST INC - Form POS AM

not yet been finally determined. We expect any additional costs to be insignificant. Our acquisition cost is expected to be approximately \$128 per square foot of leasable space.

We anticipate purchasing this property with our own funds. However, we expect to place financing on the property at a later date.

We do not intend to make significant repairs and improvements to this property over the next few years. However, if we were to make any repairs or improvements, the tenants would be obligated to pay a substantial portion of any monies spent pursuant to the provisions of their respective leases.

One tenant, Kroger, leases more than 10% of the total gross leasable area of the property. The lease with this tenant requires the tenant to pay base annual rent on a monthly basis as follows:

| Lessee | Approximate GLA Leased (Sq. Ft.) | % of Total GLA | Base Rent Per Square Foot Per Annum (\$) | Lease Term Beginning | 0 |
|--------|--|-------------------|---|-------------------------|---|
| Kroger | 63,296 | 80 | 7.36 | 01/98 | 0 |

For federal income tax purposes, the depreciable basis in this property will be approximately \$7,565,000. When we calculate depreciation expense for tax purposes, we will use the straight-line method. We depreciate buildings and improvements based upon estimated useful lives of 40 and 20 years, respectively.

Newton Crossroads was built in 1997. As of December 1, 2004, this property was 100% occupied, with a total 78,896 square feet leased to 11 tenants. The following table sets forth certain information with respect to those leases:

| Lessee | Approximate GLA Leased (Sq. Ft.) | Lease Ends | Current Annual Rent (\$) | Base Rent Per Square Foot Per Annum (\$) |
|---------------------------|--|------------|--------------------------------|--|
| H & R Block | 1,200 | 04/05 | 19,464 | 16.22 |
| Washington Mutual Bank | 3,000 | 04/07 | 51,300 | 17.10 |
| Great Clips | 1,200 | 06/07 | 20,664 | 17.22 |
| GNC | 1,200 | 07/07 | 19,476 | 16.23 |
| Subway | 1,200 | 07/07 | 22,140 | 18.45 |
| Daily Nails | 1,200 | 08/07 | 21,648 | 18.04 |
| Family Dentistry | 1,800 | 10/07 | 32,724 | 18.18 |
| Peking Chinese Restaurant | 1,200 | 10/07 | 19,476 | 16.23 |
| Just New Releases | 1,800 | 04/08 | 30,096 | 16.72 |
| Best Cleaners | 1,800 | 07/12 | 42,012 | 23.34 |
| Kroger | 63,296 | 01/18 | 465,700 | 7.36 |

In general, each tenant will pay its proportionate share of real estate taxes, insurance and common area maintenance costs, although the leases with some tenants may provide that the tenant's liability for such expenses is limited in some way, usually so that their liability for such expenses does not exceed a specified amount.

Edgar Filing: INLAND WESTERN RETAIL REAL ESTATE TRUST INC - Form POS AM

271

STILESBORO OAKS, ACWORTH, GEORGIA

We anticipate purchasing an existing shopping center known as Stilesboro Oaks, containing 80,772 of gross leasable square feet. The center is located at State Highway 176 and Stilesboro Road in Acworth, Georgia.

We anticipate purchasing this property from an unaffiliated third party. Our total acquisition cost is expected to be approximately \$12,640,000. This amount may increase by additional costs which have not yet been finally determined. We expect any additional costs to be insignificant. Our acquisition cost is expected to be approximately \$156 per square foot of leasable space.

We anticipate purchasing this property with our own funds. However, we expect to place financing on the property at a later date.

We do not intend to make significant repairs and improvements to this property over the next few years. However, if we were to make any repairs or improvements, the tenants would be obligated to pay a substantial portion of any monies spent pursuant to the provisions of their respective leases.

One tenant, Kroger, leases more than 10% of the total gross leasable area of the property. The lease with this tenant requires the tenant to pay base annual rent on a monthly basis as follows:

| Lessee | Approximate GLA Leased (Sq. Ft.) | % of Total GLA | Base Rent Per Square Foot Per Annum (\$) | Lease Term Beginning | |
|--------|--|-------------------|---|-------------------------|---|
| Kroger | 54,872 | 68 | 8.41 | 06/97 | 0 |

For federal income tax purposes, the depreciable basis in this property will be approximately \$9,480,000. When we calculate depreciation expense for tax purposes, we will use the straight-line method. We depreciate buildings and improvements based upon estimated useful lives of 40 and 20 years, respectively.

Stilesboro Oaks was built in 1996. As of December 1, 2004, this property was 100% occupied, with a total 80,772 square feet leased to 13 tenants. The following table sets forth certain information with respect to those leases:

| Lessee | Approximate GLA Leased (Sq. Ft.) | Lease Ends | Current Annual Rent (\$) | Base Rent Per Square Foot Per Annum (\$) |
|----------------------------|--|------------|--------------------------------|--|
| Nail Lite | 1,050 | 03/06 | 22,438 | 21.37 |
| Blockbuster Video | 6,300 | 04/06 | 96,957 | 15.39 |
| Mr. Wonton Chinese Takeout | 1,050 | 05/06 | 19,509 | 18.58 |
| The UPS Store | 1,400 | 05/06 | 24,094 | 17.21 |
| Vintage Bottle Shop | 3,500 | 07/06 | 63,000 | 18.00 |
| Gondolier Pizza | 1,400 | 08/06 | 24,878 | 17.77 |
| Great Clips | 1,050 | 09/06 | 20,653 | 19.67 |
| GNC | 1,400 | 04/07 | 24,094 | 17.21 |

Edgar Filing: INLAND WESTERN RETAIL REAL ESTATE TRUST INC - Form POS AM

| | | | | |
|----------------------------|-------|-------|--------|-------|
| Solar Dimension Tanning | 1,750 | 04/07 | 29,890 | 17.08 |
| Dickson's Tae Kwon Do Plus | 2,800 | 05/07 | 42,000 | 15.00 |
| Clothing Care Cleaners | 2,450 | 05/09 | 69,727 | 28.46 |

272

| Lessee | Approximate GLA Leased (Sq. Ft.) | Lease Ends | Current Annual Rent (\$) | Base Rent Per Square Foot Per Annum (\$) |
|--------|--|------------|--------------------------------|--|
| Subway | 1,750 | 08/09 | 28,875 | 16.50 |
| Kroger | 54,872 | 06/22 | 461,606 | 8.41 |

In general, each tenant will pay its proportionate share of real estate taxes, insurance and common area maintenance costs, although the leases with some tenants may provide that the tenant's liability for such expenses is limited in some way, usually so that their liability for such expenses does not exceed a specified amount.

HOLLIDAY TOWNE CENTER, DUNCANSVILLE, PENNSYLVANIA

We anticipate purchasing an existing shopping center known as Holliday Towne Center, containing 83,122 of gross leasable square feet. The center is located at 1264 Old Route 22 in Duncansville, Pennsylvania.

We anticipate purchasing this property from an unaffiliated third party. Our total acquisition cost is expected to be approximately \$14,727,000. This amount may increase by additional costs which have not yet been finally determined. We expect any additional costs to be insignificant. Our acquisition cost is expected to be approximately \$177 per square foot of leasable space.

We intend to purchase this property with our own funds. However, we expect to place financing on the property at a later date.

We do not intend to make significant repairs and improvements to this property over the next few years. However, if we were to make any repairs or improvements, the tenants would be obligated to pay a substantial portion of any monies spent pursuant to the provisions of their respective leases.

One tenant, Martins Food, leases more than 10% of the total gross leasable area of the property. The lease with this tenant requires the tenant to pay base annual rent on a monthly basis as follows:

| Lessee | Approximate GLA Leased (Sq. Ft.) | % of Total Phase I GLA | Base Rent Per Square Foot Per Annum (\$) | Lease Term Beginning |
|---------|--|------------------------------|---|-------------------------|
| Martins | 54,322 | 65 | 15.55 | 11/03 |

For federal income tax purposes, the depreciable basis in this property will be approximately \$11,045,000. When we calculate depreciation expense for

Edgar Filing: INLAND WESTERN RETAIL REAL ESTATE TRUST INC - Form POS AM

tax purposes, we will use the straight-line method. We depreciate buildings and improvements based upon estimated useful lives of 40 and 20 years, respectively.

Holliday Towne Center was built in 2003. As of December 1, 2004, this property was 80% occupied, with a total of 66,722 square feet leased to seven tenants and 3,600 square feet leased to one tenant who has not yet occupied their space. The following table sets forth certain information with respect to those leases:

273

| Lessee | Approximate GLA Leased (Sq. Ft.) | Lease Ends | Current Annual Rent (\$) | Base Rent Per Square Foot Per Annum (\$) |
|-----------------------|--|------------|--------------------------------|--|
| FlexCheck | 1,200 | 12/07 | 16,800 | 14.00 |
| H&R Block | 1,200 | 04/08 | 15,600 | 13.00 |
| Movie Gallery | 4,000 | 11/08 | 52,000 | 13.00 |
| Holiday Hair | 1,200 | 11/08 | 25,200 | 21.00 |
| Fox's Pizza Den | 1,600 | 11/09 | 22,400 | 14.00 |
| Isabella's Hallmark * | 3,600 | 12/09 | 43,200 | 12.00 |
| STS Tanning | 3,200 | 01/11 | 38,656 | 12.08 |
| Martins | 54,322 | 10/23 | 844,707 | 15.55 |

* Lease term has not yet commenced, however, the expiration date may change based upon the tenant's actual occupancy date.

In general, each tenant will pay its proportionate share of real estate taxes, insurance and common area maintenance costs, although the leases with some tenants may provide that the tenant's liability for such expenses is limited in some way, usually so that their liability for such expenses does not exceed a specified amount.

CROSS CREEK SHOPPING CENTER, MEMPHIS, TENNESSEE

We anticipate purchasing an existing shopping center known as Cross Creek Shopping Center, containing 363,333 of gross leasable square feet. The center is located at 3593 Riverdale Road in Memphis, Tennessee.

We anticipate purchasing this property from an unaffiliated third party. Our total acquisition cost is expected to be approximately \$56,300,000. This amount may increase by additional costs which have not yet been finally determined. We expect any additional costs to be insignificant. Our acquisition cost is expected to be approximately \$155 per square foot of leasable space.

We anticipate purchasing this property with our own funds. However, we expect to place financing on the property at a later date.

We do not intend to make significant repairs and improvements to this property over the next few years. However, if we were to make any repairs or improvements, the tenants would be obligated to pay a substantial portion of any monies spent pursuant to the provisions of their respective leases.

Four tenants, Home Depot, Kroger, Rhodes Furniture and Babies "R" Us, each lease more than 10% of the total gross leasable area of the property. The leases with these tenants require the tenants to pay base annual rent on a monthly basis as follows:

Edgar Filing: INLAND WESTERN RETAIL REAL ESTATE TRUST INC - Form POS AM

| Lessee | Approximate GLA Leased (Sq. Ft.) | % of Total GLA | Base Rent Per Square Foot Per Annum (\$) | Lease Term Beginning | |
|------------|--|-------------------|---|-------------------------|---|
| Home Depot | 102,661 | 28 | 10.84 | 09/96 | 0 |
| Kroger | 63,941 | 18 | 8.92 | 10/96 | 0 |
| | 274 | | | | |

| Lessee | Approximate GLA Leased (Sq. Ft.) | % of Total GLA | Base Rent Per Square Foot Per Annum (\$) | Lease Term Beginning | |
|------------------|--|-------------------|---|-------------------------|---|
| Rohdes Furniture | 48,925 | 13 | 10.00 | 12/96 | 1 |
| Babies "R" Us | 42,296 | 12 | 8.80 | 09/96 | 0 |

For federal income tax purposes, the depreciable basis in this property will be approximately \$42,225,000. When we calculate depreciation expense for tax purposes, we will use the straight-line method. We depreciate buildings and improvements based upon estimated useful lives of 40 and 20 years, respectively.

Cross Creek Shopping Center was built in 1995. As of December 1, 2004, this property was 100% occupied, with a total 363,333 square feet leased to 19 tenants. The following table sets forth certain information with respect to those leases:

| Lessee | Approximate GLA Leased (Sq. Ft.) | Lease Ends | Current Annual Rent (\$) | Base Rent Per Square Foot Per Annum (\$) |
|--------------------------|--|------------|--------------------------------|--|
| BA Framar | 2,011 | 05/05 | 34,187 | 17.00 |
| Gould's Styling Salon | 1,609 | 05/05 | 29,767 | 18.50 |
| Le Nail Studio | 1,206 | 09/05 | 22,308 | 18.50 |
| Babies "R" Us | 42,296 | 09/06 | 372,205 | 8.80 |
| Old Navy | 14,000 | 11/06 | 245,000 | 17.50 |
| Bed, Bath & Beyond | 35,000 | 01/07 | 367,500 | 10.50 |
| Hallmark | 3,975 | 02/07 | 59,625 | 15.00 |
| Designer's Fine Cleaners | 1,206 | 03/07 | 21,708 | 18.00 |
| Household Finance | 2,183 | 02/08 | 41,472 | 19.00 |
| GNC | 1,450 | 07/08 | 29,767 | 20.53 |
| Sprint PCS | 3,000 | 11/08 | 64,560 | 21.52 |
| Lenny's Sub Shop | 2,183 | 09/09 | 39,300 | 18.00 |
| Eye Masters | 3,500 | 05/10 | 110,700 | 31.63 |
| Rhodes Furniture | 48,925 | 12/11 | 489,250 | 10.00 |
| Comp USA | 23,000 | 03/12 | 256,910 | 11.17 |

Edgar Filing: INLAND WESTERN RETAIL REAL ESTATE TRUST INC - Form POS AM

| | | | | |
|-----------------------------|---------|-------|-----------|-------|
| Hollywood Video | 8,000 | 03/12 | 158,400 | 19.80 |
| Kroger | 63,941 | 09/16 | 570,132 | 8.92 |
| Home Depot | 102,661 | 01/17 | 1,113,162 | 10.84 |
| Fazoli's Italian Restaurant | 3,187 | 04/18 | 63,252 | 19.85 |

In general, each tenant will pay its proportionate share of real estate taxes, insurance and common area maintenance costs, although the leases with some tenants may provide that the tenant's liability for such expenses is limited in some way, usually so that their liability for such expenses does not exceed a specified amount.

275

23RD STREET PLAZA, PANAMA CITY, FLORIDA

We anticipate purchasing an existing shopping center known as 23rd Street Plaza, containing 53,367 of gross leasable square feet. The center is located at 23rd Street and State Road 77 in Panama City, Florida.

We anticipate purchasing this property from an unaffiliated third party. Our total acquisition cost is expected to be approximately \$7,257,000. This amount may increase by additional costs which have not yet been finally determined. We expect any additional costs to be insignificant. Our acquisition cost is expected to be approximately \$136 per square foot of leasable space.

We intend to purchase this property with our own funds. However, we expect to place financing on the property at a later date.

We do not intend to make significant repairs and improvements to this property over the next few years. However, if we were to make any repairs or improvements, the tenants would be obligated to pay a substantial portion of any monies spent pursuant to the provisions of their respective leases.

Two tenants, Bed, Bath & Beyond and Ross Dress for Less, each lease more than 10% of the total gross leasable area of the property. The leases with these tenants require the tenants to pay base annual rent on a monthly basis as follows:

| Lessee | Approximate GLA Leased (Sq. Ft.) | % of Total Phase I GLA | Base Rent Per Square Foot Per Annum (\$) | Lease Term Beginning | 0 |
|---------------------|--|------------------------------|---|-------------------------|---|
| Bed, Bath & Beyond | 20,570 | 39 | 10.50 | 02/03 | 0 |
| Ross Dress for Less | 30,122 | 56 | 9.75 | 04/03 | 0 |

For federal income tax purposes, the depreciable basis in this property will be approximately \$5,443,000. When we calculate depreciation expense for tax purposes, we will use the straight-line method. We depreciate buildings and improvements based upon estimated useful lives of 40 and 20 years, respectively.

23rd Street Plaza was built in 2003. As of December 1, 2004, this property was 95% occupied, with a total of 50,692 square feet leased to two tenants. The following table sets forth certain information with respect to those leases:

Edgar Filing: INLAND WESTERN RETAIL REAL ESTATE TRUST INC - Form POS AM

| Lessee | Approximate GLA Leased (Sq. Ft.) | Lease Ends | Current Annual Rent (\$) | Base Rent Per Square Foot Per Annum (\$) |
|---------------------|--|------------|--------------------------------|--|
| Bed, Bath & Beyond | 20,570 | 01/13 | 215,985 | 10.50 |
| Ross Dress for Less | 30,122 | 03/13 | 293,690 | 9.75 |

In general, each tenant will pay its proportionate share of real estate taxes, insurance and common area maintenance costs, although the leases with some tenants may provide that the tenant's liability for such expenses is limited in some way, usually so that their liability for such expenses does not exceed a specified amount.

276

A TEXAS PROPERTY, TARRANT COUNTY, TEXAS

We anticipate investing into an existing retail and office property which we have designated as A Texas Property, containing over 417,700 of gross leasable square feet. The retail and office property is located in Tarrant County, Texas.

We anticipate investing into this property with an unaffiliated third party. Our total investment cost is expected to be approximately \$120,000,000. This amount may increase by additional costs which have not been finally determined. We expect any additional costs to be insignificant. Our investment cost is expected to be approximately \$287 per square foot of leasable space.

We anticipate investing into this retail and office property with our own funds. However, we expect to place financing on this portion of the property at a later date.

We do not intend to make significant repairs and improvements to this property over the next few years. However, if we were to make any repairs or improvements, the tenants would be obligated to pay a substantial portion of any monies spent pursuant to the provisions of their respective leases.

There are no tenants that lease more than 10% of the total gross leasable area of the property.

The retail and office property we are anticipating investing into was built between 1998 and 2004. The tenants' leasable square feet of the retail and office property we are anticipating investing into range between 105 and 23,796 square feet, with lease terms ranging from three years to 12 years, and base rent ranging from \$7.50 to \$36.00 per square feet per annum.

For federal income tax purposes, the depreciable basis in this investment into the retail and office property we are anticipating investing into will be approximately \$90,000,000. When we calculate depreciation expense for tax purposes, we will use the straight-line method. We depreciate buildings and improvements based upon estimated useful lives of 40 and 20 years, respectively.

In general, each tenant will pay its proportionate share of real estate taxes, insurance and common area maintenance costs, although the leases with some tenants may provide that the tenant's liability for such expenses is limited in some way, usually so that their liability for such expenses does not exceed a specified amount.

Edgar Filing: INLAND WESTERN RETAIL REAL ESTATE TRUST INC - Form POS AM

HENRY TOWN CENTER, MCDONOUGH, GEORGIA

We anticipate purchasing 444,296 of gross leasable square feet (which includes 63,354 square feet of ground lease space) of a 722,244 square foot shopping center known as Henry Town Center. The center is located at I-75 and Jonesboro Road in McDonough, Georgia.

We anticipate purchasing this property from an unaffiliated third party. Our total acquisition cost is expected to be approximately \$62,000,000. This amount may increase by additional costs which have not yet been finally determined. We expect any additional costs to be insignificant. Our acquisition cost is expected to be approximately \$140 per square foot of leasable space.

We intend to purchase this property with our own funds. However, we expect to place financing on the property at a later date.

We do not intend to make significant repairs and improvements to this property over the next few years. However, if we were to make any repairs or improvements, the tenants would be obligated to pay a substantial portion of any monies spent pursuant to the provisions of their respective leases.

277

Two tenants, BJ's Wholesale Club and Belk, each lease more than 10% of the total gross leasable area of the property. The leases with these tenants require the tenants to pay base annual rent on a monthly basis as follows:

| Lessee | Approximate GLA Leased (Sq. Ft.) | % of Total Phase I GLA | Base Rent Per Square Foot Per Annum (\$) | Lease Term Beginning | |
|---------------------|--|------------------------------|---|-------------------------|---|
| BJ's Wholesale Club | 115,396 | 26 | 9.00 | 05/02 | 0 |
| Belk (Ground Lease) | 58,267 | 13 | N/A | 06/02 | 0 |

For federal income tax purposes, the depreciable basis in this property will be approximately \$46,500,000. When we calculate depreciation expense for tax purposes, we will use the straight-line method. We depreciate buildings and improvements based upon estimated useful lives of 40 and 20 years, respectively.

The portion of Henry Town Center which we anticipate purchasing was built in 2002. As of November 1, 2004, the property was 100% leased to 42 tenants and two ground lease tenants. The following table sets forth certain information with respect to those leases:

| Lessee | Approximate GLA Leased (Sq. Ft.) | Lease Ends | Current Annual Rent (\$) | Base Rent Per Square Foot Per Annum (\$) |
|---------------------|--|------------|--------------------------------|--|
| Friedman's Jewelers | 2,386 | 07/05 | 42,948 | 18.00 |
| Cellular Depot | 1,155 | 07/05 | 24,925 | 21.58 |
| Water Sports South | 1,200 | 01/06 | 21,600 | 18.00 |

Edgar Filing: INLAND WESTERN RETAIL REAL ESTATE TRUST INC - Form POS AM

| | | | | |
|--------------------------|--------|-------|---------|-------|
| H & R Block | 1,986 | 05/07 | 34,755 | 17.50 |
| Famous Footwear | 10,000 | 07/07 | 145,000 | 14.50 |
| Sally Beauty Supply | 1,400 | 07/07 | 27,300 | 19.50 |
| GNC | 1,200 | 07/07 | 24,000 | 20.00 |
| Oreck Home Care | 1,600 | 07/07 | 27,200 | 17.00 |
| Hibbett Sporting Goods | 5,000 | 08/07 | 75,000 | 15.00 |
| Fantastic Sam's | 1,600 | 08/07 | 30,400 | 19.00 |
| Motherhood Maternity | 1,600 | 08/07 | 38,000 | 23.75 |
| Dollar Exclusive | 3,200 | 09/07 | 54,400 | 17.00 |
| Dessert Factory | 1,200 | 09/07 | 21,600 | 18.00 |
| Nails & Tan | 1,200 | 09/07 | 20,400 | 17.00 |
| EB Games | 1,600 | 09/07 | 28,800 | 18.00 |
| Subway Real Estate | 1,600 | 10/07 | 32,960 | 20.60 |
| Hong Kong Cafe | 1,400 | 10/07 | 23,800 | 17.00 |
| Orthodontic Centers | 3,235 | 11/07 | 58,230 | 18.00 |
| Dress Barn | 7,200 | 12/07 | 86,400 | 12.00 |
| The School Box | 4,800 | 12/07 | 72,000 | 15.00 |
| Planet Beach Real Estate | 1,200 | 12/07 | 22,200 | 18.50 |
| Scrap Happy | 3,000 | 12/07 | 51,000 | 17.00 |
| Mattress King | 4,685 | 12/07 | 81,987 | 17.50 |
| Liberty Mutual Insurance | 1,400 | 01/08 | 24,500 | 17.50 |
| RadioShack | 2,786 | 02/08 | 44,576 | 16.00 |

278

| Lessee | Approximate GLA Leased (Sq. Ft.) | Lease Ends | Current Annual Rent (\$) | Base Rent Per Square Foot Per Annum (\$) |
|-------------------------|--|------------|--------------------------------|--|
| Gloria's Hallmark | 4,500 | 02/08 | 72,000 | 16.00 |
| Lane Bryant | 4,800 | 03/08 | 79,200 | 16.50 |
| Gecko Grill | 1,600 | 03/08 | 27,200 | 17.00 |
| Serenity Spa & Salon | 2,400 | 04/08 | 40,800 | 17.00 |
| Michael's | 23,754 | 02/12 | 237,540 | 10.00 |
| Marshalls | 30,000 | 05/12 | 226,500 | 7.55 |
| Longhorn (Ground Lease) | 5,087 | 06/12 | 81,500 | N/A |
| Payless Shoesource | 2,800 | 06/12 | 54,404 | 19.43 |
| Pier 1 Imports | 10,000 | 08/12 | 155,000 | 15.50 |
| Staples | 24,229 | 08/12 | 230,175 | 9.50 |
| Woody's Bar B Que | 5,080 | 08/12 | 87,478 | 17.22 |
| Cici's Pizza | 4,200 | 09/12 | 67,200 | 16.00 |
| Ross Dress for Less | 30,187 | 01/13 | 324,510 | 10.75 |
| Bath & Body Works | 3,000 | 01/13 | 59,700 | 19.90 |
| Books-A-Million | 12,510 | 01/13 | 125,100 | 10.00 |
| Bed, Bath & Beyond | 19,978 | 01/13 | 214,764 | 10.75 |
| PETsMART | 18,875 | 08/17 | 202,906 | 10.75 |
| BJ's Wholesale Club | 115,396 | 05/22 | 1,038,564 | 9.00 |
| Belk (Ground Lease) | 58,267 | 07/22 | 203,934 | N/A |

In general, each tenant will pay its proportionate share of real estate taxes, insurance and common area maintenance costs, although the leases with some tenants may provide that the tenant's liability for such expenses is limited in some way, usually so that their liability for such expenses does not exceed a specified amount.

THE VILLAGE AT QUAIL SPRINGS, OKLAHOMA CITY, OKLAHOMA

Edgar Filing: INLAND WESTERN RETAIL REAL ESTATE TRUST INC - Form POS AM

We anticipate purchasing a freestanding retail building located at The Village at Quail Springs Shopping Center, containing 100,671 of gross leasable square feet. The center is located at 2201 West Memorial Road in Oklahoma City, Oklahoma.

We anticipate purchasing this property from an unaffiliated third party. Our total acquisition cost is expected to be approximately \$10,450,000. This amount may increase by additional costs which have not yet been finally determined. We expect any additional costs to be insignificant. Our acquisition cost is expected to be approximately \$104 per square foot of leasable space.

We intend to purchase this property with our own funds. However, we expect to place financing on the property at a later date.

We do not intend to make significant repairs and improvements to this property over the next few years. However, if we were to make any repairs or improvements, the tenants would be obligated to pay a substantial portion of any monies spent pursuant to the provisions of their respective leases.

Two tenants, Best Buy and Gordmans, lease 100% of the total gross leasable area of the property. The leases with these tenants require the tenants to pay base annual rent on a monthly basis as follows:

279

| Lessee | Approximate GLA Leased (Sq. Ft.) | % of Total GLA | Renewal Options | Base Rent Per Square Foot Per Annum (\$) | Lease Term Beginning |
|----------|--|-------------------|--------------------|---|-------------------------|
| Best Buy | 45,545 | 45 | 3/5 yr. | 5.75 | 11/04 |
| Gordmans | 55,126 | 55 | 4/5 yr. | 9.10 | 10/03 |

For federal income tax purposes, the depreciable basis in this property will be approximately \$7,838,000. When we calculate depreciation expense for tax purposes, we will use the straight-line method. We depreciate buildings and improvements based upon estimated useful lives of 40 and 20 years, respectively.

McALLEN SHOPPING CENTER, McALLEN, TEXAS

We anticipate purchasing a newly constructed shopping center known as McAllen Shopping Center, containing 17,625 of gross leasable square feet. The center is located at 10th Street and Trenton Road in McAllen, Texas.

We anticipate purchasing this property from an unaffiliated third party. Our total acquisition cost is expected to be approximately \$4,150,000. This amount may increase by additional costs which have not yet been finally determined. We expect any additional costs to be insignificant. Our acquisition cost is expected to be approximately \$235 per square foot of leasable space.

We anticipate purchasing this property with our own funds. However, we expect to place financing on the property at a later date.

We do not intend to make significant repairs and improvements to this property over the next few years. However, if we were to make any repairs or

Edgar Filing: INLAND WESTERN RETAIL REAL ESTATE TRUST INC - Form POS AM

improvements, the tenants would be obligated to pay a substantial portion of any monies spent pursuant to the provisions of their respective leases.

Four tenants, Payless Shoesource, RadioShack, Hollywood Video, and Dr. Fiona Kolia, Optometrist, each lease more than 10% of the total gross leasable area of the property. The leases with these tenants require the tenants to pay base annual rent on a monthly basis as follows:

| Lessee | Approximate GLA Leased (Sq. Ft.) | % of Total GLA | Base Rent Per Square Foot Per Annum (\$) | Lease Term Beginning | Lease Term Ending |
|------------------------------|--|-------------------|---|-------------------------|----------------------|
| Payless Shoesource | 2,800 | 16 | 18.25 | 08/03 | 08/08 |
| RadioShack | 2,500 | 14 | 19.00 | 11/04 | 11/09 |
| Hollywood Video | 6,282 | 36 | 18.50 | 11/03 | 11/08 |
| Dr. Fiona Kolia, Optometrist | 1,736 | 10 | 19.50 | 11/03 | 11/08 |

For federal income tax purposes, the depreciable basis in this property will be approximately \$3,113,000. When we calculate depreciation expense for tax purposes, we will use the straight-line

280

method. We depreciate buildings and improvements based upon estimated useful lives of 40 and 20 years, respectively.

McAllen Shopping Center was built during 2004. As of November 1, 2004, this property was 100% occupied, with a total 17,625 square feet leased to seven tenants. The following table sets forth certain information with respect to those leases:

| Lessee | Approximate GLA Leased (Sq. Ft.) | Lease Ends | Current Annual Rent (\$) | Base Rent Per Square Foot Per Annum (\$) |
|------------------------------|--|------------|--------------------------------|--|
| Dr. Fiona Kolia, Optometrist | 1,736 | 01/08 | 33,860 | 19.50 |
| Classic Cleaners | 1,400 | 07/08 | 26,600 | 19.00 |
| Payless Shoesource | 2,800 | 07/08 | 51,100 | 18.25 |
| RadioShack | 2,500 | 03/09 | 47,500 | 19.00 |
| Sally Beauty Supply | 1,500 | 04/09 | 33,750 | 22.50 |
| Just a Cut | 1,407 | 01/13 | 25,326 | 18.00 |
| Hollywood Video | 6,282 | 10/13 | 116,217 | 18.50 |

In general, each tenant will pay its proportionate share of real estate taxes, insurance and common area maintenance costs, although the leases with some tenants may provide that the tenant's liability for such expenses is limited in some way, usually so that their liability for such expenses does not exceed a specified amount.

Edgar Filing: INLAND WESTERN RETAIL REAL ESTATE TRUST INC - Form POS AM

ADVANCE AUTO PARTS PORTFOLIO

We anticipate purchasing the following three separate newly constructed triple-net leased retail properties built in 2004 known as Advance Auto Parts, containing a total of 21,000 gross leasable square feet.

| Location | Square Feet | Lease Term |
|--|---------------|-------------|
| 8603 Culebra San Antonio, Texas | 7,000 | 07/04-06/19 |
| 465 E. Central Texas Expressway Harker Heights, Texas | 7,000 | 08/04-07/19 |
| 3915 E. Stan Schlueter Killeen, Texas | 7,000 | 08/04-07/19 |
| Total | 21,000 | |

We anticipate purchasing these Advance Auto Parts stores from an unaffiliated third party. Our total acquisition cost, including expenses, is expected to be approximately \$4,464,397. This amount may increase by additional costs which have not yet been finally determined. We expect any additional costs to be insignificant. Our acquisition cost will be approximately \$213 per square foot of leasable space.

We anticipate purchasing these properties with our own funds. However, we expect to place financing on the properties at a later date.

281

In evaluating these properties as potential acquisitions and determining the appropriate amount of consideration to be paid for the properties, we considered a variety of factors including location, demographics, quality of tenant, length of lease, price per square foot, occupancy and the fact that overall rental rate at the property is comparable to market rates. We believe that each of these properties is well located, has acceptable roadway access and is well maintained. These properties will be subject to competition from similar properties within their market area, and economic performance could be affected by changes in local economic conditions. We did not consider any other factors materially relevant to the decision to acquire these properties.

One tenant, Advance Auto Parts, will lease 100% of the total gross leasable area of each property. The lease with this tenant requires the tenant to pay base annual rent on a monthly basis as follows:

| Lessee/ Location | Approximate GLA Leased (Sq. Ft.) | % of Total GLA of each Property* | Current Annual Rent (\$) | Base Rent Per Square Foot Per Annum (\$) | Lease Term Beginning |
|---|--|---|--------------------------------|---|-------------------------|
| 8603 Culebra Road San Antonio, Texas | 7,000 | 100 | 110,505 | 15.79 | 07/04 |

Edgar Filing: INLAND WESTERN RETAIL REAL ESTATE TRUST INC - Form POS AM

| | | | | | |
|--|-------|-----|---------|-------|-------|
| 465 E. Central Texas Expressway Harker Heights, Texas | 7,000 | 100 | 115,290 | 16.47 | 08/04 |
| 3915 E. Stan Schlueter Killeen, Texas | 7,000 | 100 | 106,750 | 15.25 | 08/04 |

For federal income tax purposes, the depreciable basis in these properties will be approximately \$3,349,000. When we calculate depreciation expense for tax purposes, we will use the straight-line method. We depreciate buildings and improvements based upon estimated useful lives of 40 and 20 years, respectively.

THUNDERBIRD CROSSING, PEORIA, ARIZONA

We anticipate purchasing 55,646 of gross leasable square foot portion of a 79,774 square feet existing shopping center known as Thunderbird Crossing. The center is located at 8375 West Thunderbird Road in Peoria, Arizona.

We anticipate purchasing this property from an unaffiliated third party. Our total acquisition cost is expected to be approximately \$8,500,000. This amount may increase by additional costs which have not yet been finally determined. We expect any additional costs to be insignificant. Our acquisition cost is expected to be approximately \$153 per square foot of leasable space.

We intend to purchase this property with our own funds. However, we expect to place financing on the property at a later date.

We do not intend to make significant repairs and improvements to this property over the next few years. However, if we were to make any repairs or improvements, the tenants would be obligated to pay a substantial portion of any monies spent pursuant to the provisions of their respective leases.

282

Thunderbird Crossing was built in 2003 and 2004. Two tenants, Sprouts Farmers Market and 99 Cents Only, each lease more than 10% of the total gross leasable area of the property. The leases with these tenants require the tenants to pay base annual rent on a monthly basis as follows:

| Lessee | Approximate GLA Leased (Sq. Ft.) | % of Total GLA | Current Annual Rent | Base Rent Per Square Foot Per Annum (\$) | Lease Term Beginning |
|---------------------------|--|----------------------|---------------------------|---|-------------------------|
| Sprouts Farmers Market | 30,146 | 54 | 417,522 | 13.85 | 05/04 |
| 99 Cents Only | 25,500 | 46 | 204,400 | 8.02 | 04/04 |

For federal income tax purposes, the depreciable basis in this property will be approximately \$6,375,000. When we calculate depreciation expense for tax purposes, we will use the straight-line method. We depreciate buildings and improvements based upon estimated useful lives of 40 and 20 years, respectively.

Edgar Filing: INLAND WESTERN RETAIL REAL ESTATE TRUST INC - Form POS AM

In general, each tenant will pay its proportionate share of real estate taxes, insurance and common area maintenance costs, although the leases with some tenants may provide that the tenant's liability for such expenses is limited in some way, usually so that their liability for such expenses does not exceed a specified amount.

POINCIANA PLACE, KISSIMMEE, FLORIDA

We anticipate purchasing an existing shopping center known as Poinciana Place, containing 107,139 of gross leasable square feet. The center is located at Highway 192 and SR 535 in Kissimmee, Florida.

We anticipate purchasing this property from an unaffiliated third party. Our total acquisition cost is expected to be approximately \$14,850,000. This amount may increase by additional costs which have not yet been finally determined. We expect any additional costs to be insignificant. Our acquisition cost is expected to be approximately \$139 per square foot of leasable space.

We anticipate purchasing this property with our own funds. However, we expect to place financing on the property at a later date.

We do not intend to make significant repairs and improvements to this property over the next few years. However, if we were to make any repairs or improvements, the tenants would be obligated to pay a substantial portion of any monies spent pursuant to the provisions of their respective leases.

One tenant, Publix, leases more than 10% of the total gross leasable area of the property. The lease with this tenant requires the tenant to pay base annual rent on a monthly basis as follows:

| Lessee | Approximate GLA Leased (Sq. Ft.) | % of Total GLA | Base Rent Per Square Foot Per Annum (\$) | Lease Term Beginning | |
|--------|--|-------------------|---|-------------------------|---|
| Publix | 56,000 | 52 | 7.25 | 06/88 | 0 |
| | 283 | | | | |

For federal income tax purposes, the depreciable basis in this property will be approximately \$11,138,000. When we calculate depreciation expense for tax purposes, we will use the straight-line method. We depreciate buildings and improvements based upon estimated useful lives of 40 and 20 years, respectively.

Poinciana Place was built in 1988 and redeveloped in 2004. As of October 1, 2004, this property was 100% occupied, with a total 107,139 square feet leased to 18 tenants. The following table sets forth certain information with respect to those leases:

| Lessee | Approximate GLA Leased (Sq. Ft.) | Lease Ends | Current Annual Rent (\$) | Base Rent P Square Foo Per Annum (|
|--------|--|------------|--------------------------------|--|
| | | | | |

Edgar Filing: INLAND WESTERN RETAIL REAL ESTATE TRUST INC - Form POS AM

| | | | | |
|------------------------------------|--------|-------|---------|-------|
| H.W. Lockner, Inc. | 3,297 | 04/07 | 45,004 | 13.65 |
| Publix | 56,000 | 06/08 | 406,000 | 7.25 |
| Coast Dental Services, Inc. | 3,226 | 08/08 | 82,932 | 25.54 |
| Blockbuster Video | 5,000 | 06/09 | 90,000 | 18.00 |
| Alber Investments | 2,160 | 06/09 | 38,880 | 18.00 |
| Elite Vacations, Inc. | 2,972 | 07/09 | 65,384 | 22.00 |
| Nailstyle Salon & Spa | 1,427 | 07/09 | 28,540 | 20.00 |
| Rita Rector | 643 | 08/09 | 5,466 | 8.50 |
| Vista Investments Enterprise, Inc. | 4,755 | 08/09 | 66,570 | 14.00 |
| Timescape Resorts, LLC | 7,251 | 08/09 | 50,757 | 7.00 |
| Pizzeria Mashka, Inc. | 1,609 | 09/09 | 38,616 | 24.00 |
| Faz Corporation | 1,542 | 09/09 | 30,840 | 20.00 |
| Sunstate Gifts, Inc. | 1,532 | 09/09 | 30,640 | 20.00 |
| Gemstone Properties, LLC | 1,432 | 09/09 | 27,280 | 19.00 |
| Phu Lock of Kissimmee, Inc. | 1,096 | 09/09 | 21,920 | 20.00 |
| Cave Run Eagles, LLC | 3,324 | 09/09 | 59,832 | 18.00 |
| Oriental Pearl | 2,791 | 07/14 | 55,820 | 20.00 |
| Smokey Bones | 7,082 | 08/14 | 120,000 | 16.94 |

In general, each tenant will pay its proportionate share of real estate taxes, insurance and common area maintenance costs, although the leases with some tenants may provide that the tenant's liability for such expenses is limited in some way, usually so that their liability for such expenses does not exceed a specified amount.

FAIRGROUNDS PLAZA, MIDDLETOWN, NEW YORK

We anticipate purchasing a redeveloped shopping center which will be known as Fairgrounds Plaza, containing 98,021 of gross leasable square feet. The center is located at 330 Route 211 East in Middletown, New York.

We anticipate purchasing this property from an unaffiliated third party. Our total acquisition cost is expected to be approximately \$27,448,000. These amounts may increase by additional costs which have not yet been finally determined. We expect any additional costs to be insignificant. Our acquisition cost is expected to be approximately \$280 per square foot of leasable space.

We intend to purchase this property with our own funds. We are assuming the existing debt in the amount of \$16,032,000. The loan requires monthly principal and interest payments at an annual fixed rate of 5.69% and matures in February 2013.

284

We do not intend to make significant repairs and improvements to this property over the next few years. However, if we were to make any repairs or improvements, the tenants would be obligated to pay a substantial portion of any monies spent pursuant to the provisions of their respective leases.

One tenant, Super Stop & Shop, leases more than 10% of the total gross leasable area of the property. The lease with this tenant requires the tenant to pay base annual rent on a monthly basis as follows:

| Lessee | Approximate GLA Leased (Sq. Ft.) | % of Total GLA | Base Rent Per Square Foot Per Annum (\$) | Lease Term Beginning |
|--------|--|-------------------|---|-------------------------|
| ----- | | | | |

Edgar Filing: INLAND WESTERN RETAIL REAL ESTATE TRUST INC - Form POS AM

Super Stop & Shop 59,970 61 28.51 01/03

For federal income tax purposes, the depreciable basis in this property will be approximately \$20,586,000. When we calculate depreciation expense for tax purposes, we will use the straight-line method. We depreciate buildings and improvements based upon estimated useful lives of 40 and 20 years, respectively.

Fairgrounds Plaza commenced redevelopment construction during 2002 that will be completed in stages by 2005. This property has been in a leasing up phase and seven tenants have executed leases for retail within the shopping center whose leases have not yet commenced. As of October 1, 2004, the property was 68% leased with a total 66,254 square feet leased to three tenants. The following table sets forth certain information with respect to those leases:

| Lessee | Approximate GLA Leased (Sq. Ft.) | Lease Ends | Current Annual Rent (\$) | Base Rent Per Square Foot Per Annum (\$) |
|-------------------|--|------------|--------------------------------|--|
| First Union Bank | 2,284 | 09/08 | 38,828 | 17.00 |
| Majestic Carpet | 4,000 | 12/14 | 54,000 | 13.50 |
| Super Stop & Shop | 59,970 | 01/28 | 1,710,000 | 28.51 |

* Lease term information is based on the estimated date the tenant begins occupancy and is not currently available.

In general, each tenant will pay its proportionate share of real estate taxes, insurance and common area maintenance costs, although the leases with some tenants may provide that the tenant's liability for such expenses is limited in some way, usually so that their liability for such expenses does not exceed a specified amount.

CORAM PLAZA, CORAM, NEW YORK

We anticipate purchasing a portion of a shopping center, under construction, known as Coram Plaza. This transaction is comprised of 144,301 of gross leasable square feet. The center is located on 264 Middle County Road in Coram, New York.

We anticipate purchasing this property from an unaffiliated third party. Our total acquisition cost is expected to be approximately \$38,500,000. This amount may increase by additional costs which have

285

not yet been finally determined. We expect any additional costs to be insignificant. Our acquisition cost is expected to be approximately \$267 per square foot of leasable space.

We intend to purchase this property with our own funds. However, we expect to place financing on the property at a later date.

We do not intend to make significant repairs and improvements to this property over the next few years. However, if we were to make any repairs or improvements, the tenants would be obligated to pay a substantial portion of any monies spent pursuant to the provisions of their respective leases.

Edgar Filing: INLAND WESTERN RETAIL REAL ESTATE TRUST INC - Form POS AM

One tenant, Stop & Shop, leases more than 10% of the total gross leasable area of the property. The lease with this tenant requires the tenant to pay base annual rent on a monthly basis as follows:

| Lessee | Approximate GLA Leased (Sq. Ft.) | % of Total GLA | Base Rent Per Square Foot Per Annum (\$) | Lease Term Beginning | 1 |
|-------------|--|-------------------|---|-------------------------|---|
| Stop & Shop | 66,194 | 46 | 23.91 | 11/03 | 1 |

For federal income tax purposes, the depreciable basis in this property will be approximately \$28,875,000. When we calculate depreciation expense for tax purposes, we will use the straight-line method. We depreciate buildings and improvements based upon estimated useful lives of 40 and 20 years, respectively.

Coram Plaza was built in the 1950's with a complete renovation and expansion during 2004. As of October 1, 2004, this property was 89% occupied, with a total 128,419 square feet leased to 20 tenants of which three tenants' leases are anticipated to commence on December 1, 2004. The following table sets forth certain information with respect to those leases:

| Lessee | Approximate GLA Leased (Sq. Ft.) | Lease Ends | Current Annual Rent (\$) | Base Rent Per Square Foot Per Annum (\$) |
|---------------------------------|--|------------|--------------------------------|--|
| Longwood Sports Association | 4,000 | 03/05 | 68,080 | 16.75 |
| Plaza Deli | 1,440 | 04/05 | 27,404 | 17.68 |
| Family Dollar | 8,000 | 12/05 | 80,000 | 8.85 |
| Aqua Hut * | 3,300 | 11/06 | 50,496 | 15.30 |
| RFK Furniture & Mattress | 7,500 | 08/07 | 98,750 | 13.17 |
| G&M Family Card | 2,000 | 08/07 | 34,833 | 17.42 |
| Subway | 1,320 | 08/07 | 23,718 | 17.97 |
| Blockbuster Video | 3,017 | 09/07 | 45,255 | 15.00 |
| Bridgestone/Firestone | 7,398 | 02/08 | 24,000 | 3.51 |
| Middle County Cleaners | 1,080 | 11/09 | 30,000 | 27.78 |
| Bella Rama | 3,260 | 08/10 | 60,679 | 18.61 |
| Joyce Leslie | 8,000 | 08/10 | 128,000 | 16.00 |
| Tan City | 1,080 | 11/10 | 20,780 | 19.24 |
| Joann Michael Org Beauty Supply | 1,510 | 03/12 | 30,962 | 20.51 |
| Path Liquors | 2,500 | 05/12 | 61,276 | 24.51 |
| KYCR Hair & Nails * | 1,350 | 11/12 | 23,362 | 17.31 |

286

| Lessee | Approximate GLA Leased (Sq. Ft.) | Lease Ends | Current Annual Rent (\$) | Base Rent Per Square Foot Per Annum (\$) |
|--------|--|------------|--------------------------------|--|
|--------|--|------------|--------------------------------|--|

Edgar Filing: INLAND WESTERN RETAIL REAL ESTATE TRUST INC - Form POS AM

| | | | | |
|---------------------|--------|-------|-----------|-------|
| Dunkin Donuts | 1,500 | 08/13 | 42,000 | 28.00 |
| Homes 4-Sale Realty | 2,800 | 11/14 | 60,000 | 21.43 |
| Ming Chang Cheung | 1,170 | 12/18 | 30,420 | 26.00 |
| Stop & Shop | 66,194 | 10/29 | 1,583,000 | 23.91 |

* Rent commencement for these tenants is December 1, 2004.

In general, each tenant will pay its proportionate share of real estate taxes, insurance and common area maintenance costs, although the leases with some tenants may provide that the tenant's liability for such expenses is limited in some way, usually so that their liability for such expenses does not exceed a specified amount.

MAGNOLIA SQUARE, HOUMA, LOUISIANA

We anticipate purchasing a shopping center being built and which will be known as Magnolia Square, containing 115,746 of gross leasable square feet. The center is located at Martin Luther King Boulevard in Houma, Louisiana.

We anticipate purchasing this property from an unaffiliated third party. Our total acquisition cost is expected to be approximately \$18,552,000. These amounts may increase by additional costs which have not yet been finally determined. We expect any additional costs to be insignificant. Our acquisition cost is expected to be approximately \$160 per square foot of leasable space.

We intend to purchase this property with our own funds. However, we expect to place financing on the property at a later date.

We do not intend to make significant repairs and improvements to this property over the next few years. However, if we were to make any repairs or improvements, the tenants would be obligated to pay a substantial portion of any monies spent pursuant to the provisions of their respective leases.

Three tenants, Circuit City, Ross Stores and PETSMART, will lease more than 10% of the total gross leasable area of the property. The lease term will be determined in accordance with the tenant's commencement date. The lease with this tenant requires the tenant to pay base annual rent on a monthly basis as follows:

| Lessee * | Approximate GLA Leased (Sq. Ft.) | % of Total GLA | Base Rent Per Square Foot Per Annum (\$) |
|--------------|--|-------------------|---|
| Circuit City | 20,000 | 17 | 13.85 |
| Ross Stores | 30,186 | 26 | 9.25 |
| PETsMART | 20,030 | 17 | 12.50 |

* Lease term information is based on the date the tenant begins occupancy and is not currently available.

For federal income tax purposes, the depreciable basis in this property

Edgar Filing: INLAND WESTERN RETAIL REAL ESTATE TRUST INC - Form POS AM

will be approximately \$13,914,000. When we calculate depreciation expense for tax purposes, we will use the straight-line method. We depreciate buildings and improvements based upon estimated useful lives of 40 and 20 years, respectively.

Magnolia Square is being constructed during 2004. The property is currently leasing up the remaining vacancies and certain tenants have executed lease for retail space within the shopping center. As of August 1, 2004, the property was 90% leased to nine tenants. The following table sets forth certain information with respect to those leases:

| Lessee * | Approximate GLA Leased (Sq. Ft.) | Current Annual Rent (\$) | Base Rent Per Square Foot Per Annum (\$) |
|-----------------------|--|-----------------------------|--|
| Circuit City | 20,000 | 277,000 | 13.85 |
| Ross Dress for Less | 30,186 | 279,221 | 9.25 |
| PETSMART | 20,030 | 250,375 | 12.50 |
| Dress Barn | 7,700 | 109,725 | 14.25 |
| Chuck E. Cheese | 7,000 | 126,000 | 18.00 |
| Sally Beauty Supplies | 1,600 | 26,000 | 16.25 |
| Dollar Tree | 10,030 | 72,718 | 7.25 |
| Starbucks | 1,600 | 39,600 | 24.75 |
| West Marine | 6,000 | 113,700 | 18.95 |

* Lease term information is based on the date the tenant begins occupancy and is not currently available.

In general, each tenant will pay its proportionate share of real estate taxes, insurance and common area maintenance costs, although the leases with some tenants may provide that the tenant's liability for such expenses is limited in some way, usually so that their liability for such expenses does not exceed a specified amount.

LAKEPOINTE TOWNE CROSSING, LEWISVILLE, TEXAS

We anticipate purchasing a newly constructed shopping center known as Lakepointe Towne Crossing, containing 193,502 of gross leasable square feet. The center is located at 715 Hebron Parkway, in Lewisville, Texas.

We anticipate purchasing this property from an unaffiliated third party. Our total acquisition cost is expected to be approximately \$39,482,000. This amount may increase by additional costs which have not yet been finally determined. We expect any additional costs to be insignificant. Our acquisition cost is expected to be approximately \$204 per square foot of leasable space.

We intend to purchase this property with our own funds. However, we expect to place financing on the property at a later date.

We do not intend to make significant repairs and improvements to this property over the next few years. However, if we were to make any repairs or improvements, the tenants would be obligated to pay a substantial portion of any monies spent pursuant to the provisions of their respective leases.

Three tenants, Sportsman's Warehouse, Circuit City and Ross Dress for Less, will each lease more than 10% of the total gross leasable area of the property. The lease term has been determined in

Edgar Filing: INLAND WESTERN RETAIL REAL ESTATE TRUST INC - Form POS AM

accordance with the tenant's projected lease commencement date. The leases with these tenants require the tenants to pay base annual rent on a monthly basis as follows:

| Lessee | Approximate GLA Leased (Sq. Ft.) | % of Total GLA | Base Rent Per Square Foot Per Annum (\$) | Lease Te Beginning |
|-----------------------|--|----------------------|---|-----------------------|
| Sportsman's Warehouse | 45,250 | 23 | 12.00 | 08/04 |
| Circuit City | 33,862 | 18 | 14.00 | 06/04 |
| Ross Dress for Less | 30,187 | 16 | 9.75 | 04/03 |

For federal income tax purposes, the depreciable basis in this property will be approximately \$29,611,000. When we calculate depreciation expense for tax purposes, we will use the straight-line method. We depreciate buildings and improvements based upon estimated useful lives of 40 and 20 years, respectively.

Lakepointe Towne Crossing was newly constructed in 2004. As of September 1, 2004, the property is currently in a leasing up phase and certain tenants have executed leases for retail space within the shopping center. The following table sets forth certain information with respect to those leases:

| Lessee | Approximate GLA Leased (Sq. Ft.) | Lease Ends | Current Annual Rent (\$) | Bas Sq Per |
|-------------------------------|--|------------|--------------------------------|------------------|
| Mattress Firm | 6,500 | 08/08 | 162,500 | |
| Hawk Electronics | 5,000 | 10/08 | 125,000 | |
| EB Games | 1,500 | 10/08 | 34,500 | |
| Carter Floors and Countertops | 2,240 | 12/08 | 51,520 | |
| Great Clips | 1,200 | 10/09 | 28,800 | |
| Dr. John Launius | 2,880 | 11/10 | 63,360 | |
| Pei Wei Asian Diner | 3,300 | 10/13 | 85,800 | |
| Moe's Southwest Grill | 3,121 | 11/13 | 78,025 | |
| Circuit City | 33,862 | 01/19 | 474,068 | |
| Sportsman's Warehouse | 45,250 | 08/19 | 543,000 | |
| Ross Dress for Less | 30,187 | 04/23 | 294,323 | |

In general, each tenant will pay its proportionate share of real estate taxes, insurance and common area maintenance costs, although the leases with some tenants may provide that the tenant's liability for such expenses is limited in some way, usually so that their liability for such expenses does not exceed a specified amount.

PLEASANT RUN TOWNE CROSSING, CEDAR HILL, TEXAS

We anticipate purchasing a newly constructed shopping center known as Pleasant Run Towne Crossing, containing 225,431 of gross leasable square feet of which 20,200 is on ground leases. The center is located at Pleasant Run and

Edgar Filing: INLAND WESTERN RETAIL REAL ESTATE TRUST INC - Form POS AM

Highway 67, in Cedar Hill, Texas.

289

We anticipate purchasing this property from an unaffiliated third party. Our total acquisition cost is expected to be approximately \$41,417,800. This amount may increase by additional costs which have not yet been finally determined. We expect any additional costs to be insignificant. Our acquisition cost is expected to be approximately \$176 per square foot of leasable space.

We intend to purchase this property with our own funds. However, we expect to place financing on the property at a later date.

We do not intend to make significant repairs and improvements to this property over the next few years. However, if we were to make any repairs or improvements, the tenants would be obligated to pay a substantial portion of any monies spent pursuant to the provisions of their respective leases.

Two tenants, Oshman's Sporting Goods and Circuit City, will lease more than 10% of the total gross leasable area of the property. The lease term will be determined in accordance with the tenant's lease commencement date. The leases with these tenants require the tenants to pay base annual rent on a monthly basis as follows:

| Lessee | Approximate GLA Leased (Sq. Ft.) | % of Total GLA | Base Rent Per Square Foot Per Annum (\$) | Beginning |
|-------------------------|--|----------------------|---|-----------|
| Oshman's Sporting Goods | 40,954 | 17 | 10.00 | 05/04 |
| Circuit City | 32,570 | 14 | 14.00 | 11/03 |

For federal income tax purposes, the depreciable basis in this property will be approximately \$31,063,000. When we calculate depreciation expense for tax purposes, we will use the straight-line method. We depreciate buildings and improvements based upon estimated useful lives of 40 and 20 years, respectively.

Pleasant Run Towne Crossing was newly constructed in 2004. As of September 1, 2004, the property is currently in a leasing up phase and certain tenants have executed leases for retail space within the shopping center. The following table sets forth certain information with respect to those leases:

| Lessee | Approximate GLA Leased (Sq. Ft.) | Lease Ends | Current Annual Rent (\$) |
|------------------------|--|------------|--------------------------------|
| The Maytag Store | 5,225 | 04/09 | 94,050 |
| Justice Just for Girls | 4,500 | 04/09 | 81,000 |
| Sleep Experts | 4,500 | 06/09 | 99,000 |
| Mattress Firm | 6,000 | 08/09 | 132,000 |
| ASAP Mail | 2,000 | 08/09 | 40,000 |
| Luxury Nails | 1,200 | 08/09 | 25,200 |
| Brook Mays Music | 6,250 | 09/09 | 112,500 |

Edgar Filing: INLAND WESTERN RETAIL REAL ESTATE TRUST INC - Form POS AM

| | | | |
|--------------------|--------|-------|---------|
| Michaels | 21,390 | 11/13 | 224,595 |
| Bombay Company | 4,500 | 11/13 | 81,000 |
| Bed, Bath & Beyond | 22,000 | 01/14 | 220,000 |
| Half Price Books | 10,108 | 02/14 | 121,296 |
| Mothers Work | 1,805 | 03/14 | 36,100 |

290

| Lessee | Approximate GLA Leased (Sq. Ft.) | Lease Ends | Current Annual Rent (\$) |
|-------------------------------------|--|------------|--------------------------------|
| ----- | | | |
| Zales Jewelry | 3,000 | 05/14 | 66,000 |
| Vitamin Shop | 5,000 | 08/14 | 135,000 |
| Panera Bread | 4,999 | 10/14 | 119,976 |
| Oshman's Sporting Goods | 40,954 | 01/15 | 409,540 |
| Circuit City | 32,570 | 01/18 | 455,980 |
| JP Morgan Chase Bank (Ground Lease) | 4,700 | 02/24 | 84,999 |
| Saltgrass Steakhouse (Ground Lease) | 8,500 | 05/24 | 84,999 |
| Joe's Crab Shack (Ground Lease) | 7,000 | 05/24 | 75,000 |

In general, each tenant will pay its proportionate share of real estate taxes, insurance and common area maintenance costs, although the leases with some tenants may provide that the tenant's liability for such expenses is limited in some way, usually so that their liability for such expenses does not exceed a specified amount.

We will obtain an appraisal on this property prior to acquisition. As with any other property we acquire, our property manager will receive a property management fee for managing this property and our advisor will receive an advisor asset management fee.

As of December 8, 2004, we have over \$362,597,000 in pending acquisitions and we believe, based in part on projected sales of our common stock, that cash on hand and future financings will provide us with sufficient cash to close these properties at the time of their projected closings.

TERMINATED CONTRACTS

Our board previously approved the acquisition of Albertson's Grocery Store in Loveland, Colorado, Mall 205 and Plaza 205, Portland Oregon, Eckerd Drug Store at Danforth and Santa Fe in Edmond, Oklahoma and Casa Paloma (disclosed as probable) Woodbury Village Shopping Center (disclosed as probable), Shaw's Supermarket at Bristol, Connecticut (disclosed as probable) and Peoria Station (disclosed as probable). Based on information received during our due diligence process, we have decided not to acquire the properties and our affiliate has terminated the contracts on these acquisitions.

291

TENANT LEASE EXPIRATION

The following table sets forth, as of December 7, 2004, lease expirations for the next ten years at our properties, assuming that no renewal options are exercised. For purposes of the table, the "total annual base rental income"

Edgar Filing: INLAND WESTERN RETAIL REAL ESTATE TRUST INC - Form POS AM

column represents annualized base rent of each tenant as of January 1 of each year. Therefore, as each lease expires, no amount is included in this column for any subsequent year for that lease. In view of the assumption made with regard to total annual base rent, the percent of annual base rent represented by expiring leases may not be reflective of the expected actual percentages.

| Year Ending December 31, | Number of Leases Expiring | Approx. Gross Leasable Area of Expiring Leases (Sq. Ft.) | % Total of Portfolio Gross Leasable Area Represented by Expiring Leases | Total Annual Base Rental Income of Expiring Leases (\$) | % of Total Annual Base Rental Income Represented by Expiring Leases | Total Base Inco |
|-----------------------------|---------------------------------|--|---|---|--|-----------------------|
| ----- | | | | | | |
| Consolidated | | | | | | |
| 2004 | 36 | 126,699 | 0.8% | 1,980,296 | 1.0% | 198,8 |
| 2005 | 82 | 264,362 | 1.7% | 5,059,399 | 2.6% | 197,7 |
| 2006 | 134 | 603,457 | 3.9% | 9,118,717 | 4.7% | 193,6 |
| 2007 | 164 | 559,348 | 3.6% | 10,030,425 | 5.4% | 185,5 |
| 2008 | 248 | 807,416 | 5.2% | 15,836,792 | 9.0% | 176,7 |
| 2009 | 223 | 943,389 | 6.1% | 15,099,395 | 9.3% | 161,6 |
| 2010 | 48 | 450,974 | 2.9% | 6,137,053 | 4.2% | 146,9 |
| 2011 | 63 | 929,855 | 6.0% | 12,816,709 | 9.1% | 141,0 |
| 2012 | 83 | 907,832 | 5.8% | 13,093,523 | 10.2% | 128,6 |
| 2013 | 141 | 1,501,909 | 9.7% | 18,865,006 | 16.3% | 115,8 |

292

TENANT CONCENTRATION

The following table sets forth, as of December 7, 2004, our individual tenant concentrations for the properties that we currently own.

| DESCRIPTION | TOTAL NUMBER | GROSS LEASABLE AREA (SQ. FT.) | % OF TOTAL GROSS LEASABLE AREA | ANNUALIZED BASE RENTAL INCOME | % OF ANNUAL BASE RENTAL INCOME |
|---|-----------------|--|--|-------------------------------------|--|
| ----- | | | | | |
| INDIVIDUAL TENANT CONCENTRATIONS (MGMT. CRITERIA TOP 10 OF GLA AND BASE RENT) | | | | | |
| Zurich American Insurance Company | 1 | 895,418 | 5.6% | 8,883,864 | 4.5% |
| Wal-Mart | 4 | 707,090 | 4.4% | 4,430,026 | 2.2% |
| GMAC | 1 | 501,064 | 3.1% | 5,164,449 | 2.6% |
| Best Buy | 11 | 488,598 | 3.0% | 7,116,746 | 3.6% |
| Ross Dress for Less | 16 | 469,821 | 2.9% | 4,952,789 | 2.5% |
| Kohl's | 5 | 431,317 | 2.7% | 2,969,102 | 1.5% |
| Bed, Bath & Beyond | 13 | 371,445 | 2.3% | 4,404,859 | 2.2% |
| Home Depot | 3 | 335,664 | 2.1% | 2,369,208 | 1.2% |
| Publix | 8 | 335,217 | 2.1% | 3,649,391 | 1.8% |
| Linens 'N Things | 10 | 317,668 | 2.0% | 3,628,167 | 1.8% |

Edgar Filing: INLAND WESTERN RETAIL REAL ESTATE TRUST INC - Form POS AM

| | | | | | |
|-------------------------|----|---------|------|-----------|------|
| Wrangler | 1 | 316,800 | 2.0% | 1,504,800 | 0.8% |
| T.J. Maxx | 11 | 315,727 | 2.0% | 2,809,953 | 1.4% |
| Michaels | 12 | 285,889 | 1.8% | 3,086,511 | 1.5% |
| Old Navy | 12 | 241,301 | 1.5% | 2,743,066 | 1.4% |
| PETSMART | 11 | 239,554 | 1.5% | 2,977,597 | 1.5% |
| Marshalls | 7 | 204,684 | 1.3% | 1,727,175 | 0.9% |
| Burlington Coat Factory | 3 | 198,933 | 1.2% | 1,148,475 | 0.6% |
| Pier 1 Imports | 19 | 192,504 | 1.2% | 3,477,851 | 1.7% |
| Academy Sports | 3 | 182,152 | 1.1% | 1,160,000 | 0.6% |
| Barnes & Noble | 7 | 180,198 | 1.1% | 2,930,488 | 1.5% |
| Borders Books | 8 | 176,749 | 1.1% | 2,614,835 | 1.3% |
| OfficeMax | 7 | 162,542 | 1.0% | 1,915,272 | 1.0% |
| Safeway | 3 | 153,850 | 1.0% | 1,489,742 | 0.7% |
| Giant Food | 3 | 153,764 | 1.0% | 2,051,401 | 1.0% |
| The Sports Authority | 4 | 151,475 | 0.9% | 1,654,970 | 0.8% |
| Oshman's Sporting Goods | 3 | 147,630 | 0.9% | 1,597,265 | 0.8% |
| Target | 1 | 147,582 | 0.9% | 640,000 | 0.3% |
| Cost Plus World Market | 8 | 146,904 | 0.9% | 2,061,328 | 1.0% |
| Sam's Club | 1 | 142,491 | 0.9% | 1,142,063 | 0.6% |
| Dick's Sporting Goods | 3 | 140,000 | 0.9% | 1,057,500 | 0.5% |
| Office Depot | 7 | 135,538 | 0.8% | 1,782,105 | 0.9% |

293

| DESCRIPTION | TOTAL NUMBER | GROSS LEASABLE AREA (SQ. FT.) | % OF TOTAL GROSS LEASABLE AREA | ANNUALIZED BASE RENTAL INCOME | % OF ANNUALIZED BASE RENTAL INCOME |
|---|--------------|-------------------------------|--------------------------------|-------------------------------|------------------------------------|
| ----- | | | | | |
| INDIVIDUAL TENANT CONCENTRATIONS (MGMT. CRITERIA TOP 10 OF GLA AND BASE RENT) | | | | | |
| Circuit City | 4 | 132,402 | 0.8% | 1,666,416 | 0.8% |
| Toys "R" Us | 3 | 124,000 | 0.8% | 557,500 | 0.3% |
| Gottschalk's | 1 | 119,256 | 0.7% | 400,000 | 0.2% |
| BJ's Wholesale | 1 | 115,396 | 0.7% | 1,009,715 | 0.5% |
| Staples | 5 | 113,020 | 0.7% | 1,485,980 | 0.7% |
| Public Safety Service | 1 | 107,705 | 0.7% | 1,292,400 | 0.6% |
| Gart Sports | 2 | 100,561 | 0.6% | 913,494 | 0.5% |
| King Soopers | 1 | 97,857 | 0.6% | 715,100 | 0.4% |
| National Wholesale Liquidators | 1 | 91,314 | 0.6% | 365,256 | 0.2% |
| G.I. Joe's | 2 | 89,375 | 0.6% | 1,072,500 | 0.5% |
| DSW Shoe Warehouse | 3 | 72,000 | 0.4% | 1,005,250 | 0.5% |
| Super Stop & Shop | 1 | 68,073 | 0.4% | 1,769,898 | 0.9% |
| Dominick's | 1 | 65,844 | 0.4% | 804,000 | 0.4% |
| Shaw's Supermarkets | 1 | 65,658 | 0.4% | 1,083,357 | 0.5% |
| CVS Pharmacy | 5 | 59,978 | 0.4% | 1,554,106 | 0.8% |
| Kroger | 1 | 59,670 | 0.4% | 491,681 | 0.2% |
| Shopper's Food Warehouse | 1 | 58,217 | 0.4% | 844,146 | 0.4% |
| Ralph's Grocery Store | 1 | 58,000 | 0.4% | 350,004 | 0.2% |
| Harris Teeter | 1 | 57,230 | 0.4% | 558,340 | 0.3% |
| Babies "R" Us | 2 | 56,407 | 0.3% | 287,423 | 0.1% |
| Shoe Carnival | 5 | 55,000 | 0.3% | 683,500 | 0.3% |
| Party City | 5 | 54,922 | 0.3% | 781,632 | 0.4% |
| Eckerd Drug Store | 4 | 54,912 | 0.3% | 1,046,132 | 0.5% |
| PETCO | 4 | 54,616 | 0.3% | 928,279 | 0.5% |
| Lowes Magic Johnson | 1 | 52,500 | 0.3% | 1,155,000 | 0.6% |

Edgar Filing: INLAND WESTERN RETAIL REAL ESTATE TRUST INC - Form POS AM

| | | | | | |
|-------------------------|---|--------|------|---------|------|
| Tom Thumb | 1 | 50,000 | 0.3% | 575,000 | 0.3% |
| Lowes Cineplex | 1 | 48,229 | 0.3% | 516,816 | 0.3% |
| Super Fresh Food Market | 1 | 47,827 | 0.3% | 657,621 | 0.3% |
| Bi-Lo | 1 | 46,673 | 0.3% | 406,522 | 0.2% |
| Jo Ann Fabrics | 1 | 46,000 | 0.3% | 506,000 | 0.3% |
| Sportmart | 1 | 43,660 | 0.3% | 434,334 | 0.2% |
| LA Fitness | 1 | 41,000 | 0.3% | 697,000 | 0.3% |
| Stein Mart | 1 | 34,000 | 0.2% | 229,500 | 0.1% |
| Whole Foods | 1 | 32,000 | 0.2% | 432,000 | 0.2% |
| Bealls | 1 | 29,847 | 0.2% | 194,005 | 0.1% |

294

| DESCRIPTION | TOTAL NUMBER | GROSS LEASABLE AREA (SQ. FT.) | % OF TOTAL GROSS LEASABLE AREA | ANNUALIZED BASE RENTAL INCOME | % OF ANNUALIZED BASE RENTAL INCOME |
|-------------|--------------|-------------------------------|--------------------------------|-------------------------------|------------------------------------|
|-------------|--------------|-------------------------------|--------------------------------|-------------------------------|------------------------------------|

INDIVIDUAL TENANT CONCENTRATIONS (MGMT. CRITERIA TOP 10 OF GLA AND BASE RENT)

| | | | | | |
|---------------------------|---|--------|------|---------|------|
| Copeland's Sporting Goods | 1 | 25,129 | 0.2% | 379,950 | 0.2% |
| The Container Store | 1 | 25,000 | 0.2% | 725,000 | 0.4% |

PROPERTY ALLOCATION

The following table provides a summary of the properties in our investment portfolio by type of investment and by state at December 7, 2004.

| DESCRIPTION | TOTAL NUMBER | GROSS LEASABLE AREA (SQ. FT.) | % OF TOTAL GROSS LEASABLE AREA | ANNUALIZED BASE RENTAL INCOME | % OF ANNUALIZED BASE RENTAL INCOME |
|-------------|--------------|-------------------------------|--------------------------------|-------------------------------|------------------------------------|
|-------------|--------------|-------------------------------|--------------------------------|-------------------------------|------------------------------------|

PORTFOLIO ALLOCATION BY TYPE

| | | | | | |
|---|----|------------|--------|-------------|--------|
| Neighborhood and Community Retail Shopping Center | 26 | 1,788,990 | 11.1% | 26,419,622 | 13.3% |
| Single-User Property | 18 | 2,531,936 | 15.7% | 22,825,422 | 11.5% |
| Retail Shopping Center | 42 | 9,758,625 | 60.5% | 123,773,647 | 62.1% |
| Joint Venture | 5 | 2,043,986 | 12.7% | 26,307,650 | 13.2% |
| Total | 91 | 16,123,537 | 100.0% | 199,326,341 | 100.0% |

PORTFOLIO ALLOCATION BY STATE

| | | | | | |
|------------|---|---------|------|------------|------|
| California | 5 | 703,727 | 4.4% | 12,955,611 | 6.5% |
|------------|---|---------|------|------------|------|

Edgar Filing: INLAND WESTERN RETAIL REAL ESTATE TRUST INC - Form POS AM

| | | | | | |
|----------------|---|-----------|-------|------------|------|
| Florida | 5 | 655,514 | 4.1% | 9,468,309 | 4.8 |
| Georgia | 5 | 648,335 | 4.0% | 7,875,955 | 4.0 |
| Maryland | 6 | 2,105,803 | 13.1% | 27,180,163 | 13.6 |
| North Carolina | 5 | 1,031,714 | 6.4% | 10,308,637 | 5.2 |
| South Carolina | 8 | 943,045 | 5.8% | 10,360,093 | 5.2 |
| Tennessee | 4 | 322,488 | 2.0% | 3,914,311 | 2.0 |

295

| DESCRIPTION | TOTAL NUMBER | GROSS LEASABLE AREA (SQ. FT.) | % OF TOTAL GROSS LEASABLE AREA | ANNUALIZED BASE RENTAL INCOME | % OF ANNUALIZED BASE RENTAL INCOME |
|-------------|--------------|-------------------------------|--------------------------------|-------------------------------|------------------------------------|
| Texas | 17 | 2,575,273 | 16.0% | 33,596,184 | 16.9% |
| Washington | 4 | 1,374,563 | 8.5% | 14,559,999 | 7.3% |
| Other | 32 | 5,763,075 | 35.7% | 69,107,079 | 34.7% |
| Total | 91 | 16,123,537 | 100% | 199,326,341 | 100% |

296

CAPITALIZATION

The following table sets forth our historical capitalization as of September 30, 2004, our as adjusted capitalization giving effect to the issuance of 165,649,805 shares of common stock remaining for sale in our initial public offering and our as adjusted capitalization giving effect to the issuance of 250,000,000 shares of common stock in this offering and the application of the estimated net proceeds therefrom as described in "Estimated Use of Proceeds." We were originally capitalized in March 2003 through the cash contribution of \$200,000 by the business manager/advisor, for which the business manager/advisor received 20,000 shares of common stock. Additionally, the table does not include shares of common stock issuable upon the exercise of options which may be, but have not been, granted under our independent director stock option plan. The information set forth in the following table should be read in conjunction with our historical financial statements included elsewhere in this prospectus and the discussion set forth in "Management's Discussion and Analysis of Our Financial Condition -- Liquidity and Capital Resources."

SEPTEMBER 30, 2004

HISTORICAL AS ADJUSTED (2) AS ADJUSTED (

Edgar Filing: INLAND WESTERN RETAIL REAL ESTATE TRUST INC - Form POS AM

(Amounts in thousands, except per share data)

DEBT:

Mortgages and notes payable \$ 1,141,248 \$ 1,141,248 \$ 1,141,248

STOCKHOLDERS' EQUITY

Preferred stock, \$.001 par value,
10,000,000 authorized, none
outstanding - -

Common stock, \$.001 par value,
250,000 authorized, 146,284
shares issued and outstanding
historical; 250,000 shares issued
and outstanding issued pro forma; and
500,000 shares issued and
outstanding pro forma as adjusted 146 252 500,000

Additional paid-in-capital (1) 1,304,817 2,244,531 4,474,400

Retained earnings deficit (32,177) (32,177) (32,177)

Accumulated other comprehensive
income 204 204 204

Total stockholders' equity \$ 1,272,990 \$ 2,212,810 \$ 4,442,900

Total capitalization \$ 2,414,238 \$ 3,354,058 \$ 5,584,200

- (1) Additional paid-in capital reduced by selling commissions either paid or estimated to be paid.
- (2) Includes the issuance of 250,000 primary shares plus 1,636 distribution reinvestment shares issued in connection with the initial public offering.
- (3) Includes the issuance of 250,000 primary shares plus 1,636 distribution reinvestment shares issued in connection with the initial public offering and 250,000 shares issued in connection with this offering.

297

MANAGEMENT'S DISCUSSION AND ANALYSIS OF OUR
FINANCIAL CONDITION

The following discussion and analysis relates to the three and nine months ended September 30, 2004. The period from March 5, 2003 (inception) to September 30, 2003 is not comparable because no properties were owned by us during that 2003 period. You should read the following discussion and analysis along with our consolidated financial statements and the related notes included elsewhere in this prospectus.

OVERVIEW

We were formed to acquire and manage a diversified portfolio of real estate, principally multi-tenant shopping centers. We operate as a real estate investment trust or REIT for Federal and state income tax purposes. We have initially focused on acquiring properties in the Western states. We have begun to acquire and plan to continue acquiring properties in the Western states. We

Edgar Filing: INLAND WESTERN RETAIL REAL ESTATE TRUST INC - Form POS AM

may also acquire retail and single-tenant properties in locations throughout the United States. We have also begun to acquire properties improved with commercial facilities which provide goods and services as well as double or triple net leased properties, which are either commercial or retail including properties acquired in sale and leaseback transactions. A triple-net leased property is one which is leased to a tenant who is responsible for the base rent and all costs and expenses associated with their occupancy including property taxes, insurance and repairs and maintenance. Inland Western Retail Real Estate Advisory Services, Inc., our business manager/advisor, has been retained to manage, for a fee, our day-to-day affairs, subject to the supervision of our board of directors.

Our goal is to purchase properties principally west of the Mississippi River and evaluate potential acquisition opportunities of properties east of the Mississippi River on a property by property basis, taking into consideration investment objectives and available funds. As of November 5, 2004 we have purchased 11 additional properties located in the states of Alabama, California, Florida, Illinois, South Carolina, Tennessee and Texas.

During the nine months ended September 30, 2004, we purchased 60 properties, of which 29 were not located in our primary geographical area of interest. We purchased these 29 properties because we had the unique opportunity of taking advantage of our business manager/advisor's acquisition pipeline of properties located east of the Mississippi River, which generally continue to have rates of return above those located in the Western United States. We expect this trend to continue through the end of the year. Our strategy in purchasing these properties was to deploy stockholder funds promptly and generate income for us as early as possible, while investing in properties which met our acquisition criteria.

During the third quarter of 2004, the retail sector has remained relatively stable as a result of sustained consumer spending, which has helped maintain retail sales growth despite subsequent terrorist threats and the Iraqi war. A modest pace of new retail construction, and the expansion strategy of some retailers, who are renting more space to maintain market share and revenue growth and offset declining same store sales have also contributed to the stability.

Retail continues to benefit from property market conditions that have remained the healthiest of all property types. Absorption, which is the change in the amount of retail space occupied, has remained solidly positive in the retail sector. During the third quarter of 2004, new tenants absorbed 6.6 million square feet of retail space, the largest jump in occupied space in four years, according to Reis, a real estate research firm. In addition, shopping center rents posted their second-largest increase in the last 3 1/2 years and vacancies dropped slightly to 6.9%.

298

While sustained consumer spending, spurred by low interest rates, has helped to maintain retail sales growth, changing demographics and consumer preferences have resulted in a fundamental shift in consumer spending patterns and the emergence of discount retail as a dominant category. Today a majority of general merchandise sales occur at a discount department store or a warehouse club/supercenter. As a result of this trend, some conventional department stores are struggling and a number of local, regional and national retailers have been forced to voluntarily close their stores or file for bankruptcy protection. Some bankrupt retailers have reorganized their operations and/or sold stores to stronger operators. In some instances, bankruptcies and store closings may create opportunities to lease space at higher rents to tenants with better sales performance. Therefore, we do not expect store closings or bankruptcy

Edgar Filing: INLAND WESTERN RETAIL REAL ESTATE TRUST INC - Form POS AM

reorganizations to have a material impact on our consolidated financial position or the results of our operations in the near term.

We believe our risk exposure to potential future downturns in the economy is mitigated because the tenants at our current and targeted properties, to a large extent, consist or will consist of: retailers who serve primary non-discretionary shopping needs, such as grocers and pharmacies; discount chains that can compete effectively during an economic downturn; and national tenants with strong credit ratings who can withstand a downturn. We believe that the diversification of our current and targeted tenant base and our focus on creditworthy tenants further reduces our risk exposure.

We are subject to risks existing due to a concentration of any single tenant within the portfolio. Currently, the largest tenant by leased area is Wal-Mart, which has 4 leases representing approximately 707,254 square feet, or approximately 5% of the total gross leasable area owned by us as of November 5, 2004. The annualized base rental income from these leases is approximately \$4,430,026, or approximately 2.6% of the total annualized base rental income, based on our portfolio of properties as of November 5, 2004. The two largest tenants in annualized base rental income are Best Buy and GMAC Insurance which together total approximately \$12,281,195 or 7.2% of the total annualized base rental income, based on our portfolio of properties as of November 5, 2004.

We are in the process of offering our common stock and have raised \$1,461,406,060 as of September 30, 2004. We raised on average approximately \$204 million per month during the third quarter of 2004.

As of September 30, 2004, we owned through separate limited partnership, limited liability company, or joint venture agreements, a portfolio of 68 properties located in Arizona, Arkansas, California, Colorado, Connecticut, Florida, Georgia, Illinois, Indiana, Kansas, Louisiana, Maryland, Michigan, Missouri, Nevada, New Mexico, North Carolina, Oklahoma, Pennsylvania, South Carolina, Tennessee, Texas, Utah, and Washington containing an aggregate of approximately 12,900,000 square feet of gross leasable area. As of September 30, 2004, approximately 93% of gross leasable area in the properties was physically leased and 96% was economically leased.

The following is a summary of the properties we own as of September 30, 2004:

| PROPERTY ----- | GROSS LEASABLE AREA (SQ FT) ----- | DATE ACQUIRED ----- | YEAR BUILT/ RENOVATED ----- | AMOUNT OF MORTGAGES PAYABLE AT 09/30/04 ----- |
|-----------------------------|--|---------------------------|-----------------------------------|---|
| Academy Sports Houma, LA | 60,001 | 07/04 | 2004 | \$ 2,920,000 |

299

| PROPERTY ----- | GROSS LEASABLE AREA (SQ FT) ----- | DATE ACQUIRED ----- | YEAR BUILT/ RENOVATED ----- | AMOUNT OF MORTGAGES PAYABLE AT 09/30/04 ----- |
|-------------------|--|---------------------------|-----------------------------------|---|
|-------------------|--|---------------------------|-----------------------------------|---|

Edgar Filing: INLAND WESTERN RETAIL REAL ESTATE TRUST INC - Form POS AM

| | | | | |
|---|---------|---------------|-----------|------------|
| Alison's Corner San Antonio, TX | 55,066 | 04/04 | 2003 | 3,850,000 |
| Arvada Connection and Arvada Marketplace Arvada, CO | 358,757 | 04/04 | 1987/1990 | 28,510,000 |
| Best on the Boulevard Las Vegas, NV | 204,427 | 04/04 | 1996/1999 | 19,525,000 |
| Bluebonnet Parc Baton Rouge, LA | 135,289 | 04/04 | 2002 | 12,100,000 |
| Boulevard at the Capital Centre Largo, MD | 482,377 | 09/04 | 2004 | 71,500,000 |
| CorWest Plaza New Britain, CT | 115,011 | 01/04 | 1999/2003 | 18,150,000 |
| Cranberry Square Cranberry Township, PA | 195,566 | 07/04 | 1996/1997 | 10,900,000 |
| Darien Towne Centre Darien, IL | 223,844 | 12/03 | 1994 | 16,500,000 |
| Davis Towne Crossing North Richland Hills, TX | 41,295 | 06/04 | 2004 | 5,365,200 |
| Dorman Center - Phases I & II Spartanburg, SC | 388,067 | 03/04 & 07/04 | 2003/2004 | 27,610,000 |
| Eastwood Towne Center Lansing, MI | 326,981 | 05/04 | 2002 | 46,750,000 |
| Eckerd Drug Store Columbia, SC | 13,440 | 06/04 | 2004 | 1,750,000 |

300

| PROPERTY ----- | GROSS LEASABLE AREA (SQ FT) ----- | DATE ACQUIRED ----- | YEAR BUILT/ RENOVATED ----- | AMOUNT OF MORTGAGES PAYABLE AT 09/30/04 ----- |
|-------------------------------------|--|---------------------------|-----------------------------------|---|
| Eckerd Drug Store Crossville, TN | 13,824 | 06/04 | 2004 | 1,425,000 |

Edgar Filing: INLAND WESTERN RETAIL REAL ESTATE TRUST INC - Form POS AM

| | | | | |
|--|---------|-------|-----------|------------|
| Eckerd Drug Store Edmund, OK | 13,824 | 12/03 | 2003 | 1,850,000 |
| Eckerd Drug Store Greer, SC | 13,824 | 06/04 | 2004 | 1,650,000 |
| Eckerd Drug Store Kill Devil Hills, NC | 13,824 | 06/04 | 2004 | 1,975,000 |
| Eckerd Drug Store Norman, OK | 13,824 | 12/03 | 2003 | 2,900,000 |
| Forks Town Center Easton, PA | 92,660 | 07/04 | 2002 | 10,395,000 |
| Fullerton Metrocenter Fullerton, CA | 253,296 | 06/04 | 1988 | 28,050,000 |
| Gateway Plaza Southlake, TX | 358,501 | 07/04 | 2000 | 18,163,000 |
| Gateway Village Annapolis, MD | 273,788 | 07/04 | 1996 | 31,458,000 |
| Governor's Marketplace Tallahassee, FL | 231,915 | 08/04 | 2001 | 20,625,000 |
| GMAC Winston-Salem, NC | 501,064 | 09/04 | 1980/1990 | 33,000,000 |
| Harris Teeter Wilmington, NC | 57,230 | 09/04 | 1977/1995 | - |
| Harvest Towne Center Knoxville, TN | 42,213 | 09/04 | 1996/1999 | - |

301

| PROPERTY | GROSS LEASABLE AREA (SQ FT) | DATE ACQUIRED | YEAR BUILT/ RENOVATED | AMOUNT OF MORTGAGES PAYABLE AT 09/30/04 |
|--|-----------------------------------|------------------|--------------------------|--|
| Heritage Towne Crossing Euless, TX | 80,639 | 03/04 | 2002 | 8,950,000 |
| Hickory Ridge Hickory, NC | 380,487 | 01/04 | 1999 | 23,650,000 |

Edgar Filing: INLAND WESTERN RETAIL REAL ESTATE TRUST INC - Form POS AM

| | | | | |
|--|---------|-------|-----------|------------|
| Huebner Oaks Center San Antonio, TX | 286,684 | 06/04 | 1998 | 48,000,000 |
| John's Creek Village Duluth, GA | 191,752 | 06/04 | 2004 | 23,300,000 |
| La Plaza Del Norte San Antonio, TX | 320,345 | 01/04 | 1996/1999 | 32,528,000 |
| Lakewood Towne Center Lakewood, WA | 578,863 | 06/04 | 1988/2003 | 51,260,000 |
| Larkspur Landing Larkspur, CA | 173,821 | 01/04 | 1978/2001 | 33,630,000 |
| Lincoln Park Dallas, TX | 148,806 | 09/04 | 1998 | - |
| Low Country Village Bluffton, SC | 76,376 | 06/04 | 2004 | - |
| MacArthur Crossing Los Colinas, TX | 109,755 | 02/04 | 1996 | 12,700,000 |
| Manchester Meadows Town and Country, MO | 454,172 | 08/04 | 1994/1995 | 31,064,550 |
| Metro Square Center Severn, MD | 61,817 | 01/04 | 1999 | 6,067,183 |

302

| PROPERTY | GROSS LEASABLE AREA (SQ FT) | DATE ACQUIRED | YEAR BUILT/ RENOVATED | AMOUNT OF MORTGAGES PAYABLE AT 09/30/04 |
|---|-----------------------------------|------------------|--------------------------|--|
| ----- | ----- | ----- | ----- | ----- |
| Mitchell Ranch Plaza New Port Richey, FL | 200,404 | 08/04 | 2003 | 18,700,000 |
| Newnan Crossing I & II Newnan, GA | 291,450 | 12/03 & 3/04 | 1999/2003 | 21,543,091 |
| Northgate North Seattle, WA | 302,095 | 06/04 | 2004 | 26,650,000 |

Edgar Filing: INLAND WESTERN RETAIL REAL ESTATE TRUST INC - Form POS AM

| | | | | |
|--|---------|-------|-----------|------------|
| Northpointe Plaza Spokane, WA | 377,924 | 05/04 | 1991/1993 | 30,850,000 |
| North Ranch Pavilions Thousand Oaks, CA | 62,812 | 01/04 | 1992 | 10,157,400 |
| North Rivers Town Center Charleston, SC | 141,004 | 04/04 | 2004 | 11,050,000 |
| Paradise Valley Marketplace Phoenix, AZ | 92,158 | 04/04 | 2002 | 15,680,500 |
| Pavilion at King's Grant Concord, NC | 79,109 | 12/03 | 2003 | 5,342,000 |
| Peoria Crossings Peoria, AZ | 213,733 | 03/04 | 2003 | 20,497,400 |
| Pine Ridge Plaza Lawrence, KS | 230,510 | 06/04 | 1998/2004 | 14,700,000 |
| Plaza at Marysville Marysville, WA | 115,656 | 07/04 | 1995 | 11,800,000 |
| Plaza Santa Fe II Santa Fe, NM | 222,389 | 06/04 | 2000/2002 | 17,474,839 |

303

| PROPERTY ----- | GROSS LEASABLE AREA (SQ FT) ----- | DATE ACQUIRED ----- | YEAR BUILT/ RENOVATED ----- | AMOUNT OF MORTGAGES PAYABLE AT 09/30/04 ----- |
|---|--|---------------------------|-----------------------------------|---|
| Promenade at Red Cliff St. George, UT | 94,364 | 02/04 | 1997 | 10,590,000 |
| Reisterstown Road Plaza Baltimore, MD | 779,397 | 08/04 | 1986/2004 | 49,650,000 |
| Saucon Valley Square Bethlehem, PA | 80,695 | 09/04 | 1999 | 8,850,900 |
| Shaw's Supermarket New Britain, CT | 65,658 | 12/03 | 1995 | 6,450,000 |
| Shoppes of Dallas Dallas, GA | 70,610 | 07/04 | 2004 | 7,178,700 |

Edgar Filing: INLAND WESTERN RETAIL REAL ESTATE TRUST INC - Form POS AM

| | | | | |
|---|---------|-------|-----------|------------|
| Shoppes of Prominence Point Canton, GA | 78,058 | 06/04 | 2004 | 9,954,300 |
| Shops at Boardwalk Kansas City, MO | 122,413 | 07/04 | 2003/2004 | 20,150,000 |
| Shops at Park Place Plano, TX | 116,300 | 10/03 | 2001 | 13,127,000 |
| Stony Creek Market Place Noblesville, IN | 153,796 | 12/03 | 2003 | 14,162,000 |
| The Columns Jackson, TN | 128,600 | 08/04 | 2004 | - |
| Tollgate Marketplace Belair, MD | 392,587 | 07/04 | 1979/1994 | 39,765,000 |
| Towson Circle Towson, MD | 116,366 | 07/04 | 1998 | 19,197,500 |

304

| PROPERTY ----- | GROSS LEASABLE AREA (SQ FT) ----- | DATE ACQUIRED ----- | YEAR BUILT/ RENOVATED ----- | AMOUNT OF MORTGAGES PAYABLE AT 09/30/04 ----- |
|--|--|---------------------------|-----------------------------------|---|
| Village Shoppes of Simonton Lawrenceville, GA | 66,415 | 08/04 | 2004 | 7,561,700 |
| Wal-Mart Supercenter Blytheville, AR | 183,211 | 07/04 | 1999 | 7,100,000 |
| Wal-Mart Supercenter Jonesboro, AR | 149,704 | 08/04 | 1997 | 6,088,500 |
| Wautauga Pavilion Wautauga, TX | 205,740 | 05/04 | 2004 | 17,100,000 |
| Wilshire Plaza (under construction) Kansas City, MO | 88,248 | 07/04 | 2004 | - |
| Wrangler El Paso, TX | 316,800 | 07/04 | 1993 | 11,300,000 |

Edgar Filing: INLAND WESTERN RETAIL REAL ESTATE TRUST INC - Form POS AM

| | | |
|-------|---------------------|---------------------------|
| | ----- | ----- |
| Total | 12,881,631 ===== | \$ 1,140,741,763 ===== |

The square footage for Arvada Connection , Darien Towne Centre, Davis Towne Crossing, Eastwood Towne Center, Forks Town Center, Fullerton Metrocenter, Gateway Plaza, Governor's Marketplace, Harvest Towne Center, Heritage Towne Crossing, Hickory Ridge, Huebner Oaks Center, John's Creek Village, MacArthur Crossing, Manchester Meadows, Newnan Crossing I & II, Northpointe Plaza, North Rivers Town Center, Paradise Valley Marketplace, Pavilion at King's Grant, Pine Ridge Plaza, Shops at Park Place, Stony Creek Market Place and Towson Circle includes 2,240, 6,371, 4,000, 24,110, 5,100, 5,178, 87,423, 3,800, 9,248, 7,246, 70,127, 8,036, 10,555, 6,500, 3,412, 6,650, 18,719, 31,280, 10,908, 65,000, 84,676, 3,822, 8,000 and 40,060, respectively, square feet of space leased to tenants under ground lease agreements.

CRITICAL ACCOUNTING POLICIES AND ESTIMATES

GENERAL.

The following disclosure pertains to critical accounting policies and estimates we believe are most "critical" to the portrayal of our financial condition and results of operations which require our most difficult, subjective or complex judgments. These judgments often result from the need to make estimates about the effect of matters that are inherently uncertain. Critical accounting policies discussed in this section are not to be confused with accounting principles and methods disclosed in accordance with accounting principles generally accepted in the United States of America or GAAP. GAAP requires

305

information in financial statements about accounting principles, methods used and disclosures pertaining to significant estimates. This discussion addresses our judgment pertaining to trends, events or uncertainties known which were taken into consideration upon the application of those policies and the likelihood that materially different amounts would be reported upon taking into consideration different conditions and assumptions.

ACQUISITION OF INVESTMENT PROPERTY

We allocate the purchase price of each acquired investment property between land, building and improvements, acquired above market and below market leases, in-place lease value, and any assumed financing that is determined to be above or below market terms. In addition, we allocate a portion of the purchase price to the value of customer relationships and as of September 30, 2004, no cost has been allocated to such relationships. The allocation of the purchase price is an area that requires judgment and significant estimates. We use the information contained in the independent appraisal obtained at acquisition as the primary basis for the allocation to land and building and improvements. The aggregate value of intangibles is measured based on the difference between the stated price and the property value calculation as if vacant. We determine whether any financing assumed is above or below market based upon comparison to similar financing terms for similar investment properties. We also allocate a portion of the purchase price to the estimated acquired in-place lease costs based on estimated lease execution costs for similar leases as well as lost rent payments during assumed lease up period when calculating as if vacant fair values. We consider various factors including geographic location and size of leased space. We also evaluate each acquired lease based upon current market rates at the

acquisition date and we consider various factors including geographical location, size and location of leased space within the investment property, tenant profile, and the credit risk of the tenant in determining whether the acquired lease is above or below market lease costs. After an acquired lease is determined to be above or below market lease costs, we allocate a portion of the purchase price to such above or below acquired lease costs based upon the present value of the difference between the contractual lease rate and the estimated market rate. However, for below market leases with fixed rate renewals, renewal periods are included in the calculation of below market in-place lease values. The determination of the discount rate used in the present value calculation is based upon the "risk free rate." This discount rate is a significant factor in determining the market valuation which requires our judgment of subjective factors such as market knowledge, economics, demographics, location, visibility, age and physical condition of the property.

IMPAIRMENT OF LONG-LIVED ASSETS. We conduct an impairment analysis on a quarterly basis in accordance with SFAS 144 to ensure that the property's carrying value does not exceed its fair value. If this were to occur, we are required to record an impairment loss. The valuation and possible subsequent impairment of investment properties is a significant estimate that can and does change based on our continuous process of analyzing each property and reviewing assumptions about uncertain inherent factors, as well as the economic condition of the property at a particular point in time. No impairment losses have been taken in 2003 or 2004.

COST CAPITALIZATION AND DEPRECIATION POLICIES. Our policy is to review all expenses paid and capitalize any items exceeding \$5,000 which are deemed to be an upgrade or a tenant improvement. These costs are capitalized and are included in the investment properties classification as an addition to buildings and improvements.

Buildings and improvements are depreciated on a straight-line basis based upon estimated useful lives of 30 years for buildings and improvements, and 15 years for site improvements. The portion of the purchase price allocated to acquired above market costs and acquired below market costs are amortized on a straight-line basis over the life of the related lease as an adjustment to net rental income. Acquired

306

in-place lease costs, other leasing costs, and tenant improvements are amortized on a straight-line basis over the life of the related lease as a component of amortization expense.

The application of SFAS No. 141 and SFAS No. 142 resulted in the recognition upon acquisition of additional intangible assets and liabilities relating to our real estate acquisitions during the quarter ended September 30, 2004. The portion of the purchase price allocated to acquired above market lease costs and acquired below market lease costs are amortized on a straight-line basis over the life of the related lease as an adjustment to rental income. Amortization pertaining to the above market lease costs of \$1,033,930 was applied as a reduction to rental income for the three months ended September 30, 2004 and \$1,847,107 for the nine months ended September 30, 2004. Amortization pertaining to the below market lease costs of \$1,742,220 was applied as an increase to rental income for the three months ended September 30, 2004 and \$2,644,833 for the nine months ended September 30, 2004. The table below presents the amortization during the next five years related to the acquired above market lease costs and the below market lease costs for properties owned at September 30, 2004:

Edgar Filing: INLAND WESTERN RETAIL REAL ESTATE TRUST INC - Form POS AM

| AMORTIZATION OF: | OCTOBER 1, 2004 THROUGH DECEMBER 31, | | | | |
|---|--|-------------|-------------|-------------|----------|
| | 2004 | 2005 | 2006 | 2007 | 2008 |
| Acquired above market lease costs | \$ (1,248,545) | (4,978,152) | (4,796,242) | (3,982,664) | (3,737,8 |
| Acquired below market lease costs | 1,958,637 | 7,650,263 | 7,056,626 | 6,459,045 | 5,818,7 |
| Net rental income increase | \$ 710,092 | 2,672,111 | 2,260,384 | 2,476,381 | 2,080,8 |
| Acquired in-place lease intangibles | \$ 3,832,781 | 15,331,125 | 15,331,125 | 15,331,125 | 15,331,1 |

The portion of the purchase price allocated to acquired in-place lease costs are amortized on a straight line basis over the life of the related lease. We incurred amortization expense pertaining to acquired in-place lease costs of \$3,198,593 for the three months ended September 30, 2004 and \$5,492,587 for the nine months ended September 30, 2004. The table above presents the amortization during the next five years related to acquired in-place lease costs for properties owned at September 30, 2004.

Cost capitalization and the estimate of useful lives requires our judgment and includes significant estimates that can and do change based on our process which periodically analyzes each property and on our assumptions about uncertain inherent factors.

REVENUE RECOGNITION. We recognize rental income on a straight-line basis over the term of each lease. The difference between rental income earned on a straight-line basis and the cash rent due under the provisions of the lease agreements is recorded as deferred rent receivable and is included as a component of accounts and rents receivable in the accompanying consolidated balance sheets. We anticipate collecting these amounts over the terms of the leases as scheduled rent payments are made.

Reimbursements from tenants for recoverable real estate tax and operating expenses are accrued as revenue in the period the applicable expenditures are incurred. We make certain assumptions and

307

judgments in estimating the reimbursements at the end of each reporting period. Should the actual results differ from our judgment, the estimated reimbursement could be negatively affected and would be adjusted appropriately.

In conjunction with certain acquisitions, we receive payments under master lease agreements pertaining to certain, non-revenue producing spaces either at the time of, or subsequent to, the purchase of some of our properties. Upon receipt of the payments, the receipts are recorded as a reduction in the purchase price of the related properties rather than as rental income. These master leases were established at the time of purchase in order to mitigate the

Edgar Filing: INLAND WESTERN RETAIL REAL ESTATE TRUST INC - Form POS AM

potential negative effects of loss of rent and expense reimbursements. Master lease payments are received through a draw of funds escrowed at the time of purchase and may cover a period from one to three years. These funds may be released to either us or the seller when certain leasing conditions are met. Restricted cash includes funds received by third party escrow agents, from sellers, pertaining to master lease agreements. We record such escrows as both an asset and a corresponding liability, until certain leasing conditions are met.

We accrue lease termination income if there is a signed termination letter agreement, all of the conditions of the agreement have been met, and the tenant is no longer occupying the property.

INTEREST RATE FUTURES CONTRACTS. We enter into interest rate futures contracts or treasury contracts as a means of reducing our exposure to rising interest rates. At inception, contracts are evaluated in order to determine if they will qualify for hedge accounting treatment and will be accounted for either on a deferral, accrual or market value basis depending on the nature of our hedge strategy and the method used to account for the hedged item. Hedge criteria include demonstrating the manner in which the hedge will reduce risk, identifying the specific asset, liability or firm commitment being hedged, and citing the time horizon being hedged.

During the third quarter of 2004, we entered into treasury contracts with a futures commission merchant with yields ranging from 3.27% to 3.40% for five year treasury contracts and 4.0% to 4.3% for ten year treasury contracts. The amount on deposit for our treasury contracts was \$3,712,900. On September 30, 2004, our investment in treasury contracts had a liquidation value of \$361,186 resulting in a loss of \$3,351,714. As these treasury contracts are not offsetting future commitments and therefore do not qualify as hedges, the net loss is recognized currently in earnings. On October 29, 2004, we liquidated all of our treasury contracts for a liquidation value of \$126,213, resulting in a cumulative realized net loss of \$3,586,687.

LIQUIDITY AND CAPITAL RESOURCES

GENERAL.

Our principal demands for funds have been for property acquisitions, for the payment of operating expenses and distributions, and for the payment of interest on outstanding indebtedness. Generally, cash needs for items other than property acquisitions have been met from operations, and property acquisitions have been funded by a public offering of our shares of common stock. However, there may be a passage of time between the sale of the shares and our purchase of properties, which may result in a delay in the benefits to stockholders of returns generated from property operations. Our business manager/advisor evaluates potential additional property acquisitions and Inland Real Estate Acquisitions, Inc., one of the affiliates of our sponsor, engages in negotiations with sellers on our behalf. After a purchase contract is executed which contains specific terms, the property will not be purchased until due diligence, which includes review of the title insurance commitment, an appraisal and an environmental analysis, is successfully completed. In some instances, the proposed acquisition still requires the negotiation of final binding agreements, which may include financing documents. During

308

this period, we may decide to temporarily invest any unused proceeds from the offering in certain investments that could yield lower returns than other investments, such as the acquisition of properties. These lower returns may affect our ability to make distributions.

Edgar Filing: INLAND WESTERN RETAIL REAL ESTATE TRUST INC - Form POS AM

Potential future sources of capital include proceeds from the public or private offering of our equity or debt securities, secured or unsecured financings from banks or other lenders, proceeds from the sale of properties, as well as undistributed funds from operations. We anticipate that during the current year we will (i) acquire additional existing shopping centers and triple-net leased properties, (ii) develop additional shopping center sites and (iii) continue to pay distributions to stockholders, and each is expected to be funded mainly from proceeds of our public offerings of shares, cash flows from operating activities, financings and other external capital resources available to us.

Our leases typically provide that the tenant bears responsibility for substantially all property costs and expenses associated with ongoing maintenance and operation, including utilities, property taxes and insurance. In addition, in some instances our leases provide that the tenant is responsible for roof and structural repairs. Certain of our properties are subject to leases under which we retain responsibility for certain costs and expenses associated with the property. We anticipate that capital demands to meet obligations related to capital improvements with respect to properties will be minimal for the foreseeable future and can be met with funds from operations and working capital.

If necessary, we may use financings or other sources of capital in the event of unforeseen significant capital expenditures.

We believe that our current capital resources (including cash on hand) and anticipated financings are sufficient to meet our liquidity needs for the foreseeable future.

LIQUIDITY

OFFERING. As of September 30, 2004, subscriptions for a total of 146,283,829 shares had been received from the public, which include the 20,000 shares issued to the business manager/advisor and 1,636,031 shares distributed pursuant to the DRP as of September 30, 2004. As a result of such sales, we received a total of \$1,461,406,060 of gross offering proceeds as of September 30, 2004.

MORTGAGE DEBT. As of September 30, 2004 we have obtained mortgage debt on 62 properties totaling \$1,140,741,763. With the exception of Plaza Santa Fe II, these loans require monthly payments of interest only and bear interest at a range between 2.68% and 5.30% per annum. The mortgage loan on Plaza Santa Fe II requires monthly payments of principal and interest at 6.20% per annum, and payments into taxes, insurance and replacement reserve escrows.

During the period from October 1, 2004 through November 5, 2004 we obtained mortgage financing on properties that we purchased during 2004 totaling approximately \$53,123,000 that require monthly payments of interest only and bear interest at a range of 4.61% to 5.12% per annum.

From July 1, 2004 through November 5, 2004, we entered into interest rate lock agreements, as described below, to secure the interest rate on mortgage debt on properties we currently own or will purchase in the future. The funds under the rate agreements and the deposits are applied to the mortgage fundings as they occur.

On July 2, 2004, we entered into two separate rate lock agreements with Bear Stearns Commercial Mortgage, Inc. We paid one rate lock deposit of \$400,000 to lock the interest rate at 5.06% for a period of 90 days on \$20,000,000 in principal. We paid a second rate lock deposit of \$600,000 to lock the interest rate at 5.01% for a period of 90 days on \$30,000,000 in principal. Of the total

amount,

309

approximately \$2,500,000 has been applied to closed mortgage fundings, with the remainder allocated to new or pending acquisitions.

On July 9, 2004, we entered into a rate lock agreement with LaSalle Bank National Association. We paid a rate lock deposit of \$500,000 to lock the interest rate at 5.04% for a period of 90 days on \$50,000,000 in principal, all of which has been allocated to new or pending acquisitions.

On July 16, 2004, we entered into a rate lock agreement with Nomura Credit & Capital, Inc. We paid a rate lock deposit of \$500,000 to lock the interest rate at 4.815% for a period of 90 days on \$50,000,000 in principal, approximately \$42,500,000 of which has been allocated to new or pending acquisitions.

On August 6, 2004, we entered into a rate lock agreement with LaSalle Bank National Association. We paid a rate lock deposit of \$1,000,000 to lock the interest rate at 4.67% for a period of 90 days on \$100,000,000 in principal. Of this amount \$33,000,000 has been applied to closed mortgage fundings, with the remainder allocated to new or pending acquisitions.

On September 27, 2004, we entered into a rate lock agreement with Principal Life Insurance Company. We paid a rate lock deposit of \$500,000 to lock the interest rate at 4.45% for a period of 90 days on \$50,000,000 in principal, all of which has been allocated to new or pending acquisitions..

On September 28, 2004, we entered into a rate lock agreement with Bear Stearns Commercial Mortgage, Inc. We paid a rate lock deposit of \$1,000,000 to lock the interest rate at 4.497% for a period of 90 days on \$50,000,000 in principal, approximately \$49,300,000 of which has been allocated to new or pending acquisitions.

On October 20, 2004, we entered into a rate lock agreement with Bank of America, N.A. We paid a rate lock fee of \$2,301,000 to lock the interest rate at 4.27% for a period of 58 days on \$230,100,000 in principal, all of which has been allocated to new or pending acquisitions.

On October 29, 2004, we entered into a rate lock agreement with Bear Stearns Commercial Mortgage, Inc. We paid a rate lock fee of \$1,645,400 to lock the interest rate at 4.247% for a period of 60 days on \$81,420,000 in principal, all of which has been allocated to new or pending acquisitions.

LINE OF CREDIT. We have an unsecured line of credit arrangement with KeyBank N.A. which matures on December 24, 2004 in the amount of \$225,000,000. The funds from this line of credit may be used to provide funds from the time a property is purchased until permanent debt is placed on that property. The line of credit requires interest only payments monthly at the rate equal to the London InterBank Offered Rate or LIBOR plus 175 basis points which ranged from 2.94% to 3.56% during the quarter ended September 30, 2004. We are also required to pay, on a quarterly basis, an amount ranging from .15% to .30%, per annum, on the average daily undrawn funds under this line. The line of credit requires compliance with certain covenants, such as debt service ratios, minimum net worth requirements, distribution limitations and investment restrictions. In addition to, and in conjunction with these financial covenants, we maintain a cash collateral account. Amounts deposited in the cash collateral account provide that loan to value covenants required under the line are not exceeded. Funds may be deposited into and withdrawn from the cash collateral account as our properties are purchased without debt. On September 27, 2004, the

Edgar Filing: INLAND WESTERN RETAIL REAL ESTATE TRUST INC - Form POS AM

outstanding balance of \$110,000,000 on this line was repaid resulting in no outstanding balance as of September 30, 2004. As of September 30, 2004, we were in compliance with such covenants and no funds were required to be deposited in the cash collateral account.

310

STOCKHOLDER LIQUIDITY. We provide the following programs to facilitate investment in the shares and to provide limited, interim liquidity for stockholders until such time as a market for the shares develops:

The DRP allows stockholders who purchase shares pursuant to the offerings to automatically reinvest distributions by purchasing additional shares from us. Such purchases will not be subject to selling commissions or the marketing allowance and due diligence expense allowance and will be sold at a price of \$9.50 per share. As of September 30, 2004, we issued 1,636,031 shares pursuant to the DRP for an aggregate amount of \$15,542,222.

Subject to certain restrictions, the share repurchase program provides existing stockholders with limited, interim liquidity by enabling them to sell shares back to us at the following prices:

- One year from the purchase date, at \$9.25 per share;
- Two years from the purchase date, at \$9.50 per share;
- Three years from the purchase date, at \$9.75 per share; and
- Four years from the purchase date, at the greater of \$10.00 per share, or a price equal to 10 times our "funds available for distribution" per weighted average shares outstanding for the prior calendar year.

Shares purchased by us will not be available for resale. As of September 30, 2004, no shares have been repurchased.

CAPITAL RESOURCES

We expect to meet our short-term operating liquidity requirements generally through our net cash provided by property operations. We also expect that our properties will generate sufficient cash flow to cover our operating expenses plus pay a monthly distribution on our weighted average shares. Operating cash flows are expected to increase as additional properties are added to our portfolio.

We believe that we should put mortgage debt on or leverage our properties at approximately 50% of their value. We also believe that we can borrow at the lowest overall cost of funds or interest rate by placing individual financing on each of our properties. Accordingly, mortgage loans will generally have been placed on each property at the time that the property is purchased, or shortly thereafter, with the property solely securing the financing.

During the nine months ended September 30, 2004, we closed on mortgage debt with a principal amount of \$1,111,191,645. At September 30, 2004, the weighted average cost of mortgage funds was approximately 4.48%. \$985,158,645 of these mortgage loans are fixed-rate loans that bear interest at a rate between 3.96% and 6.20% per annum. The remaining \$126,033,000 represents variable-rate loans with a weighted average interest rate of 2.85% per annum at September 30, 2004.

With the exception of the mortgage loan on Plaza Santa Fe II, all of the loans closed during the nine months ended September 30, 2004 require monthly payments of interest only and may be prepaid with a penalty after specific

Edgar Filing: INLAND WESTERN RETAIL REAL ESTATE TRUST INC - Form POS AM

lockout periods. The mortgage loan on Plaza Santa Fe II requires monthly payments of principal and interest, as well as payments into tax, insurance, and replacement reserve escrows and has no prepayment privileges.

311

Although the loans we closed are generally non-recourse, occasionally, when it is deemed to be advantageous, we may guarantee all or a portion of the debt on a full-recourse basis. Individual decisions regarding interest rates, loan-to-value, fixed versus variable-rate financing, maturity dates and related matters are often based on the condition of the financial markets at the time the debt is incurred, which conditions may vary from time to time.

Distributions are determined by our board of directors with the advice of our business manager/advisor and are dependent on a number of factors, including the amount of funds available for distribution, flow of funds, our financial condition, any decision by our board of directors to reinvest funds rather than to distribute the funds, our capital expenditures, the annual distribution required to maintain REIT status under the Internal Revenue Code and other factors the board of directors may deem relevant.

CASH FLOWS FROM OPERATING ACTIVITIES

Cash flows provided by operating activities were approximately \$39,961,000 for the nine month period ended September 30, 2004, which is due primarily to net income from property operations.

CASH FLOWS FROM INVESTING ACTIVITIES

Cash flows used in investing activities were approximately \$2,015,984,000 for the nine month period ended September 30, 2004 which were primarily used for the acquisition of 60 properties for approximately \$1,959,554,000.

As of November 5, 2004, we had approximately \$375 million available for investment in additional properties. As of November 5, 2004 we are considering the acquisition of approximately \$244 million in properties. We are currently in the process of obtaining financings on properties which have been purchased, as well as certain of the properties which we anticipate purchasing. It is our intention to finance each of our acquisitions either at closing or subsequent to closing. As a result of the intended financings and based on our current experience in raising funds in our offering, we believe that we will have sufficient resources to acquire these properties.

CASH FLOWS FROM FINANCING ACTIVITIES

Cash flows provided by financing activities was approximately \$2,192,056,000 for the nine month period ended September 30, 2004. We generated proceeds from the sale of shares, net of offering costs paid, of approximately \$1,139,185,000. We generated approximately \$1,094,146,000 from the issuance of new mortgages secured by 60 of our properties and \$165,000,000 from funding on the line of credit. We paid approximately \$10,707,000 for loan fees and approximately \$28,873,000 in distributions to our stockholders, and \$170,000,000 was paid off on the line of credit for the nine months ended September 30, 2004. The sponsor has agreed to advance us amounts to pay a portion of these distributions until funds available for distribution are sufficient to cover distributions.

Given the current size of our offering, as of November 5, 2004, we could raise approximately \$944 million of additional capital. However, there can be no assurance that we will raise this amount of money or that we will be able to acquire additional attractive properties. We have also registered with the

Edgar Filing: INLAND WESTERN RETAIL REAL ESTATE TRUST INC - Form POS AM

Securities and Exchange Commission for another offering of up to 250,000,000 shares of common stock at \$10 each and up to 20,000,000 shares at \$9.50 each pursuant to the distribution reinvestment program which is not effective as of November 5, 2004. There is no assurance that we will be effective in selling all of these additional shares.

312

We are exposed to interest rate changes primarily as a result of our long-term debt used to maintain liquidity and fund capital expenditures and expansion of our real estate investment portfolio and operations. Our interest rate risk management objectives are to limit the impact of interest rate changes on earnings and cash flows and to lower our overall borrowing costs. To achieve our objectives we borrow primarily at fixed rates or variable rates with the lowest margins available and, in some cases, with the ability to convert variable rates to current market fixed rates at the time of conversion.

EFFECTS OF TRANSACTIONS WITH RELATED AND CERTAIN OTHER PARTIES

SERVICES PROVIDED BY AFFILIATES OF THE BUSINESS MANAGER/ADVISOR. As of September 30, 2004, we had incurred \$159,233,813 of offering costs, of which \$119,656,429 was paid or accrued to affiliates. In accordance with the terms of our offering, our business manager/advisor has guaranteed payment of all public offering expenses (excluding sales commissions and the marketing allowance and the due diligence expense allowance) in excess of 5.5% of the gross proceeds of the offering or gross offering proceeds or all organization and offering expenses (including selling commissions) which together exceed 15% of gross offering proceeds. As of September 30, 2004, offering costs did not exceed the 5.5% and 15% limitations. We anticipate that these costs will not exceed these limitations upon completion of the offering. Any excess amounts at the completion of the offering will be reimbursed by our business manager/advisor.

Our business manager/advisor and its affiliates are entitled to reimbursement for salaries and expenses of employees of our business manager/advisor and its affiliates relating to the offering. In addition, an affiliate of our business manager/advisor is entitled to receive selling commissions, and the marketing allowance and due diligence expense allowance from us in connection with the offering. Such costs are offset against the stockholders' equity accounts. Such costs totaled \$119,656,429 as of September 30, 2004, of which \$3,502,335 was unpaid at September 30, 2004.

Our business manager/advisor and its affiliates are entitled to reimbursement for general and administrative expenses relating to our administration. Such costs are included in general and administrative expenses to affiliates, in addition to costs that were capitalized pertaining to property acquisitions. During the nine months ended September 30, 2004, we incurred \$1,103,717 of these costs, of which \$778,277 remained unpaid as of September 30, 2004 and are included in due to affiliates on the consolidated balance sheets.

An affiliate of our business manager/advisor provides loan servicing to us for an annual fee. Such costs are included in property operating expenses to affiliates. The agreement allows for annual fees totaling .03% of the first \$1 billion in mortgage balance outstanding and .01% of the remaining mortgage balance, payable monthly. Such fees totaled \$63,978 for the nine months ended September 30, 2004.

We use the services of an affiliate of our business manager/advisor to facilitate the mortgage financing that we obtained on some of the properties purchased. We pay the affiliate .02% of the principal balance of mortgage loans obtained. Such costs are capitalized as loan fees and amortized over the respective loan term. During the nine months ended September 30, 2004, we paid

Edgar Filing: INLAND WESTERN RETAIL REAL ESTATE TRUST INC - Form POS AM

loan fees totaling \$2,241,986 to this affiliate.

We pay an advisor asset management fee of not more than 1% of our average assets. Our average asset value is defined as the average of the total book value, including acquired intangibles, of our real estate assets invested in equity interests plus our loans receivable secured by real estate, before reserves for depreciation, reserves for bad debt or other similar non-cash reserves. We compute our average assets by taking the average of these values at the end of each month for which we are calculating the fee. The fee is payable quarterly in an amount equal to 1/4 of 1% of average assets as of the last day of the immediately preceding quarter. For any year in which we qualify as a REIT, our business

313

manager/advisor must reimburse us for the following amounts if any: (1) the amounts by which our total operating expenses, the sum of the advisor asset management fee plus other operating expenses, paid during the previous fiscal year exceed the greater of: (i) 2% of our average assets for that fiscal year, or (ii) 25% of our net income for that fiscal year; plus (2) an amount, which will not exceed the advisor asset management fee for that year, equal to any difference between the total amount of distributions to stockholders for that year and the 6% minimum annual return on the net investment of stockholders. For the nine months ended September 30, 2004, we neither paid nor accrued such fees because our business manager/advisor agreed to forego such fees for the first, second and third quarters of 2004.

The property managers, entities owned principally by individuals who are affiliates of our business manager/advisor, are entitled to receive property management fees totaling 4.5% of gross operating income, for management and leasing services. We incurred property management fees of \$2,847,427 for the nine months ended September 30, 2004. None remained unpaid as of September 30, 2004.

We established a discount stock purchase policy for our affiliates and affiliates of our business manager/advisor that enables the affiliates to purchase shares of common stock at either \$8.95 or \$9.50 a share depending on when the shares are purchased. We sold 530,574 shares of common stock to affiliates and recognized an expense related to these discounts of \$352,303 for the nine months ended September 30, 2004.

As of September 30, 2004 we were due funds from our affiliates in the amount of \$1,571,960, \$1,567,481 of which is due from our sponsor for reimbursement of a portion of the distributions paid by us during 2004. The remaining \$4,479 is due from an affiliate for costs paid on their behalf by us. Our sponsor has agreed to advance to us amounts to pay a portion of distributions to our stockholders until funds available for distribution are sufficient to cover the distributions. Our sponsor forgave \$2,369,139 of these amounts during the second quarter of 2004 and these funds are no longer due. As of September 30, 2004 we owe funds to our sponsor in the amount of \$2,868,666 for repayment of the funds advanced for payment of distributions.

OFF-BALANCE SHEET ARRANGEMENTS, CONTRACTUAL OBLIGATIONS, LIABILITIES AND CONTRACTS AND COMMITMENTS

The table below presents our obligations and commitments to make future payments under debt obligations and lease agreements as of September 30, 2004.

CONTRACTUAL OBLIGATIONS

PAYMENTS DUE BY PERIOD

Edgar Filing: INLAND WESTERN RETAIL REAL ESTATE TRUST INC - Form POS AM

| | Total | Less than 1 year | 1-3 years | 3-5 years |
|-----------------------|------------------|---------------------|------------|-------------|
| Long-term debt | \$ 1,141,248,461 | 15,035,000 | 38,671,248 | 813,276,474 |
| Ground lease payments | \$ 298,329,805 | 1,021,807 | 5,324,069 | 5,328,897 |

CONTRACTS AND COMMITMENTS

The purchase and sale contract for Pavilion at King's Grant provides that if anytime during the period from January 1, 2004 through December 31, 2007 the tenant Toys "R" Us should increase its base rent up to a maximum amount of \$250,000 and no decrease has occurred in their requirement to pay for a

314

certain percentage of expenses at the property, then we would be obligated to pay the seller additional funds related to the purchase based upon an agreed income capitalization formula. We have not reserved any funds for this contingency.

In connection with the purchase of Stony Creek Market Place, we are obligated to purchase the seller's interest in the leases if the seller exercises the right to develop and lease a vacant 50,000 square foot pad site within 48 months after the closing date. In connection with the purchase of Newnan Crossing, we are obligated to purchase the remaining portion of the shopping center that is currently under construction (Phase III) once construction has been completed and a major tenant has moved in and commenced payment of rent, with the additional purchase price based upon an agreed income capitalization formula. In connection with the purchase of Low Country Village, we are obligated to purchase a portion of the shopping center that is currently under construction once construction has been completed and the respective tenants have moved in and commenced payment of rent, with the additional purchase price of the center based upon an agreed income capitalization formula. As part of the commitment to purchase this remaining portion of the shopping center, we have deposited \$300,000 of earnest money with an escrow agent. In connection with the purchase of Wilshire Plaza III, we are obligated to pay the remainder of the purchase price in the amount of \$2,967,088 when Kohl's department store has moved in and commenced payment of rent. Also, in conjunction with this purchase, we are obligated to fund to Kohl's a second construction payment in the amount of \$1,164,874 when they have moved in and commenced payment of rent. In connection with the purchase of an interest in the entity that owns Reisterstown Road Plaza, we are obligated to pay the remaining purchase price of \$11,546,674 if the unfinished space has been built and rented within 24 months of the closing date. In connection with the purchase of Governor's Marketplace, we are obligated to pay the remaining purchase price of \$4,846,152 if the seller completes the construction and leasing of additional components within 24 months of the closing date. In connection with the purchase of an interest in the entity that owns Boulevard at the Capital Centre, we are required to pay the remaining purchase price of \$6,947,764 upon completion of the construction and satisfaction of tenant conditions of certain units of the shopping center. We have not reserved any funds for these contingencies.

In connection with the purchase of Eastwood Towne Center, we are obligated to pay the remaining purchase price of \$3,836,317 once a major tenant's base rent increases upon two shadow anchors' commencement of operations. In connection with the purchase of John's Creek Village, we are obligated to pay the remaining purchase price of \$13,385,390 if the vacancies have been leased and the respective tenants have moved in and commenced payment of rent within 18

Edgar Filing: INLAND WESTERN RETAIL REAL ESTATE TRUST INC - Form POS AM

months of the closing date. In connection with the purchase of Davis Towne Crossing, we are obligated to pay the remaining purchase price of \$1,604,304 if the vacancies have been leased and respective tenants have moved in and commenced payment of rent within 24 months of the initial closing date. In connection with the purchase of Towson Circle, we are obligated to pay an additional amount to be determined based upon an agreed income capitalization formula if two spaces that were vacant at closing have been leased within 24 months of the closing date. In connection with the purchase of Forks Town Center, if a certain tenant has moved into its space and is paying rent within 12 months of the original closing, we are obligated to pay the remaining purchase of \$701,299. We have not reserved any funds for these contingencies.

In conjunction with the financing of Dorman Center on April 20, 2004, we were required to obtain a \$3.65 million irrevocable letter of credit for a one year period. Once we purchase the remaining portion of Dorman Center, and meet certain occupancy requirements, the letter of credit will be released. On July 16, 2004, we purchased the remaining portion of Dorman Center. The irrevocable letter of credit is still outstanding as the occupancy requirements had not been met as of November 5, 2004. In conjunction with the financing of John's Creek Village on July 2, 2004, we were required to obtain a \$5.7 million irrevocable letter of credit for a one year period. Once we purchase the remaining portion of John's Creek Village, and meet certain occupancy requirements, the letter of credit will be released. The

315

irrevocable letter of credit is still outstanding as the remaining portion of the center had not been purchased as of November 5, 2004.

In connection with the purchase of Larkspur Landing, we assumed a liability in the amount of \$1,982,504 for tenant improvements and leasing commission obligations. As of September 30, 2004, the remaining liability after disbursements is \$1,303,530.

On August 11, 2004, CR Investors, LLC, a 100% owned LLC of Reisterstown Plaza Holdings, LLC (a joint venture consolidated by us), purchased a 36.5% tenancy in common interest in an apartment complex known as Courthouse Square located in Towson, MD. This investment is accounted for utilizing the equity method of accounting. Under the equity method of accounting, our net equity investment is reflected on the consolidated balance sheet and the consolidated statement of operations includes our share of net income or loss from the unconsolidated entity.

Subsequent to September 30, 2004, we purchased 11 properties for a purchase price of approximately \$217 million. In addition, we are currently considering acquiring ten properties for an estimated purchase price of \$244 million. Our decision to acquire each property generally depends upon no material adverse change occurring relating to the property, the tenants or in the local economic conditions, and our receipt of satisfactory due diligence information including appraisals, environmental reports and lease information prior to purchasing the property.

RESULTS OF OPERATIONS

GENERAL

The following discussion is based primarily on our consolidated financial statements as of September 30, 2004 and for the three and nine months ended September 30, 2004.

Edgar Filing: INLAND WESTERN RETAIL REAL ESTATE TRUST INC - Form POS AM

| Quarter Ended | Properties Purchased per Quarter | Square Feet Acquired | Purchase Price |
|--------------------|----------------------------------|----------------------|------------------|
| March 31, 2003 | None | N/A | N/A |
| June 30, 2003 | None | N/A | N/A |
| September 30, 2003 | None | N/A | N/A |
| December 31, 2003 | 8 | 797,551 | \$ 127,195,000 |
| March 31, 2004 | 11 | 2,123,905 | \$ 384,053,000 |
| June 30, 2004 | 23 | 4,213,576 | \$ 713,925,000 |
| September 30, 2004 | 26 | 5,746,599 | \$ 869,128,000 |
| Total | 68 | 12,881,631 | \$ 2,094,301,000 |

RENTAL INCOME, TENANT RECOVERIES AND OTHER PROPERTY INCOME. Rental income consists of basic monthly rent and percentage rental income due pursuant to tenant leases. Tenant recovery and other property income consist of property operating expenses recovered from the tenants including real estate taxes, property management fees and insurance. Rental income was \$56,404,514 and all additional property income was \$13,362,039 for the nine months ended September 30, 2004.

OTHER INCOME. Other income consists of interest income earned primarily on short term investments that are held by us and other non-operating income earned by us. Other income was \$1,885,751 for the nine months ended September 30, 2004.

GENERAL AND ADMINISTRATIVE EXPENSES. General and administrative expenses consist of salaries and computerized information services costs reimbursed to affiliates for maintaining our accounting and

316

investor records, affiliates common share purchase discounts, insurance, postage, printer costs and fees paid to accountants and lawyers. These expenses were \$2,843,944 for the nine months ended September 30, 2004 and resulted from increased services required as we acquire properties and grow our portfolio of investment properties and our investor base.

PROPERTY OPERATING EXPENSES. Property operating expenses consist of property management fees and property operating expenses, including real estate taxes, costs of owning and maintaining shopping centers, insurance, and maintenance to the exterior of the buildings and the parking lots. These expenses were \$17,017,451 for the nine months ended September 30, 2004.

DEPRECIATION AND AMORTIZATION. Depreciation expense was \$19,285,397 and is due to depreciation on the properties owned during the nine months ended September 30, 2004. Amortization expense was \$6,717,805 and is due to the application of SFAS 141 and SFAS 142 resulting from the amortization of intangible assets of approximately \$154 million and loan and leasing fees of \$7.5 million during the nine months ended September 30, 2004.

INTEREST. Interest was \$21,315,926 for the nine months ended September 30, 2004 and is due to the financing on 62 properties as of September 30, 2004 and funds drawn during the first quarter of 2004 on the line of credit.

FUNDS FROM OPERATIONS

Edgar Filing: INLAND WESTERN RETAIL REAL ESTATE TRUST INC - Form POS AM

One of our objectives is to provide cash distributions to our stockholders from cash generated by our operations. Cash generated from operations is not equivalent to our net income from continuing operations as determined under Generally Accepted Accounting Principles in the United States of America or GAAP. Due to certain unique operating characteristics of real estate companies, the National Association of Real Estate Investment Trusts or NAREIT, an industry trade group, has promulgated a standard known as "Funds from Operations" or "FFO" for short, which it believes more accurately reflects the operating performance of a REIT such as us. As defined by NAREIT, FFO means net income computed in accordance with GAAP, excluding gains (or losses) from sales of property, plus depreciation on real property and amortization, and after adjustments for unconsolidated partnerships and joint ventures in which the REIT holds an interest. We have adopted the NAREIT definition for computing FFO because management believes that, subject to the following limitations, FFO provides a basis for comparing our performance and operations to those of other REITs. The calculation of FFO may vary from entity to entity since capitalization and expense policies tend to vary from entity to entity. Items which are capitalized do not impact FFO, whereas items that are expensed reduce FFO. Consequently, our presentation of FFO may not be comparable to other similarly-titled measures presented by other REITs. FFO is not intended to be an alternative to "Net Income" as an indicator of our performance nor to "Cash Flows from Operating Activities" as determined by GAAP as a measure of our capacity to pay distributions. We believe that FFO is a better measure of our operating performance because FFO excludes non-cash items from GAAP net income. This allows us to compare our relative property performance to determine our return on capital. Management uses the calculation of FFO for several reasons. We use FFO to compare our performance to that of other REITs in our peer group. Additionally, we use FFO in conjunction with our acquisition policy to determine investment strategy. FFO is calculated as follows:

317

| | Nine months ended September 30, 2004 |
|---|---|
| | |
| Net income | \$ 4,413,798 |
| Depreciation and amortization related to investment properties | 24,803,548 |
| | |
| Funds from operations (1) | \$ 29,217,346 |

(1) FFO does not represent cash generated from operating activities calculated in accordance with GAAP and is not necessarily indicative of cash available to fund cash needs. FFO should not be considered as an alternative to net income as an indicator of our operating performance or as an alternative to cash flow as a measure of liquidity.

The following table lists the approximate physical occupancy levels and gross leasable area for our investment properties as of September 30, 2004 and December 31, 2003. The weighted average gross leasable area occupied at September 30, 2004 and December 31, 2003 was 94% and 98%, respectively. N/A indicates the property was not owned by us at the end of the period.

September 30, 2004

December

Edgar Filing: INLAND WESTERN RETAIL REAL ESTATE TRUST INC - Form POS AM

| Properties: | GLA Occupied | (%) | GLA Occupied |
|--|-----------------|-----|-----------------|
| Academy Sports, Houma, LA | 60,001 | 100 | N/A |
| Alison's Corner, San Antonio, TX | 55,066 | 100 | N/A |
| Arvada Connection and Marketplace, Arvada, CO | 336,302 | 94 | N/A |
| Best on the Boulevard, Las Vegas, NV | 156,756 | 77 | N/A |
| Bluebonnet Parc, Baton Rouge, LA | 128,289 | 95 | N/A |
| Boulevard at the Capital Centre, Largo, MD | 352,804 | 73 | N/A |
| CorWest Plaza, New Britain, CT | 114,023 | 99 | N/A |
| Cranberry Square, Cranberry Township, PA | 180,585 | 92 | N/A |
| Darien Towne Centre, Darien, IL | 210,010 | 94 | 212,682 |
| Davis Towne Crossing, North Richland Hills, TX | 31,091 | 75 | N/A |
| Dorman Center - Phases I & II, Spartanburg, SC | 374,267 | 99 | N/A |
| Eastwood Towne Center, Lansing, MI | 321,066 | 98 | N/A |
| Eckerd Drug Store, Columbia, SC | 13,440 | 100 | N/A |
| Eckerd Drug Store, Crossville, TN | 13,824 | 100 | N/A |
| Eckerd Drug Store, Edmund, OK | 13,824 | 100 | 13,824 |
| Eckerd Drug Store, Greer, SC | 13,824 | 100 | N/A |
| Eckerd Drug Store, Kill Devil Hills, NC | 13,824 | 100 | N/A |
| Eckerd Drug Store, Norman, OK | 13,824 | 100 | 13,824 |
| Forks Town Center, Easton, PA | 88,660 | 96 | N/A |
| Fullerton Metrocenter, Fullerton, CA | 208,264 | 82 | N/A |
| Gateway Plaza, Southlake, TX | 334,440 | 93 | N/A |
| Gateway Village, Annapolis, MD | 273,788 | 100 | N/A |
| GMAC, Winston-Salem, NC | 501,064 | 100 | N/A |
| Governor's Marketplace, Tallahassee, FL | 218,437 | 94 | N/A |
| Harris Teeter, Wilmington, NC | 57,230 | 100 | N/A |
| Harvest Towne Center, Knoxville, TN | 42,213 | 100 | N/A |
| Heritage Towne Crossing, Euless, TX | 72,119 | 89 | N/A |
| Hickory Ridge, Hickory, NC | 380,487 | 100 | N/A |
| Huebner Oaks Center, San Antonio, TX | 279,461 | 97 | N/A |
| John's Creek Village, Duluth, GA | 136,782 | 71 | N/A |
| La Plaza Del Norte, San Antonio, TX | 303,245 | 95 | N/A |

318

| Properties: | GLA Occupied | (%) | GLA Occupied |
|---|-----------------|-----|-----------------|
| Lakewood Towne Center, Lakewood, WA | 546,713 | 94 | N/A |
| Larkspur Landing, Larkspur, CA | 150,893 | 87 | N/A |
| Lincoln Park, Dallas, TX | 144,794 | 97 | N/A |
| Low Country Village, Bluffton, SC | 70,598 | 92 | N/A |
| MacArthur Crossing, Los Colinas, TX | 107,759 | 98 | N/A |
| Manchester Meadows, St. Louis, MO | 434,772 | 96 | N/A |
| Metro Square Center, Severn, MD | 61,817 | 100 | N/A |
| Mitchell Ranch Plaza, New Port Richey, FL | 184,973 | 92 | N/A |
| Newnan Crossing I & II, Newnan, GA | 291,450 | 100 | 127,260 |
| Northgate North, Seattle, WA | 281,595 | 93 | N/A |
| Northpointe Plaza, Seattle, WA | 373,699 | 99 | N/A |
| North Ranch Pavilions, Thousand Oaks, CA | 55,928 | 89 | N/A |
| North Rivers Town Center, Charleston, SC | 141,004 | 100 | N/A |

Edgar Filing: INLAND WESTERN RETAIL REAL ESTATE TRUST INC - Form POS AM

| | | | |
|--|------------|-----|---------|
| Paradise Valley Marketplace, Phoenix, AZ | 71,304 | 77 | N/A |
| Pavilion at King's Grant, Concord, NC | 79,109 | 100 | 79,009 |
| Peoria Crossings, Peoria, AZ | 207,711 | 97 | N/A |
| Pine Ridge Plaza, Lawrence, KS | 230,510 | 100 | N/A |
| Plaza at Marysville, Marysville, WA | 110,356 | 95 | N/A |
| Plaza Santa Fe II, Santa Fe, NM | 217,329 | 98 | N/A |
| Promenade at Red Cliff, St. George, UT | 89,480 | 95 | N/A |
| Reisterstown Road Plaza, Baltimore, MD | 668,369 | 86 | N/A |
| Saucon Valley Square, Bethlehem, PA | 80,695 | 100 | N/A |
| Shaw's Supermarket, New Britain, CT | 65,658 | 100 | 65,658 |
| Shoppes of Dallas, Dallas, GA | 59,810 | 85 | N/A |
| Shoppes of Prominence Point, Canton, GA | 69,358 | 89 | N/A |
| Shops at Boardwalk, Kansas City, MO | 99,881 | 82 | N/A |
| Shops at Park Place, Plano, TX | 115,460 | 99 | 116,300 |
| Stony Creek Market Place, Noblesville, IN | 153,796 | 100 | 150,727 |
| The Columns, Jackson, TN | 121,400 | 94 | N/A |
| Tollgate Marketplace, Bel Air, MD | 392,587 | 100 | N/A |
| Towson Circle, Towson, MD | 106,621 | 92 | N/A |
| Village Shoppes of Simonton, Lawrenceville, GA | 56,615 | 85 | N/A |
| Wal-Mart SuperCenter, Blytheville, AR | 183,211 | 100 | N/A |
| Wal-Mart SuperCenter, Jonesboro, AR | 149,704 | 100 | N/A |
| Watauga Pavilion, Watauga, TX | 192,155 | 93 | N/A |
| Wrangler, El Paso, TX | 316,800 | 100 | N/A |
| | ----- | | ----- |
| | 11,982,924 | | 779,284 |
| | ===== | | ===== |

As part of the purchase of Darien Towne Centre, CorWest Plaza, La Plaza Del Norte, Dorman Center - Phase I, Peoria Crossings, Paradise Valley Marketplace, Best on the Boulevard, Bluebonnet Parc, Arvada Marketplace, Eastwood Towne Center, Watauga Pavilion, Northpointe Plaza, Plaza Santa Fe II, Lakewood Towne Center, Shoppes of Prominence Point, Fullerton Metrocenter, Shops at Boardwalk, Shoppes of Dallas, Dorman Center - Phase II, Towson Circle, Reisterstown Road Plaza, Village Shoppes of Simonton, Governor's Marketplace, Mitchell Ranch Plaza, The Columns, Harvest Towne Center, Boulevard at the Capital Centre and Low Country Village, we are entitled to receive payments in accordance with a master lease agreement for space, which was not producing revenue either at the time of or subsequent to the purchase. The master lease agreement covers rental payments due for periods

319

ranging between three months and three years from the purchase date or until the space is leased. The percentage in the table above does not include non-revenue producing space covered by the master lease agreement. The master lease agreements combined with the physical occupancy results in an economic occupancy ranging between 71% and 100% at September 30, 2004.

SUBSEQUENT EVENTS

We paid distributions of \$7,186,753 to our stockholders in October 2004.

We issued 29,541,198 shares of common stock from October 1, 2004 through November 5, 2004, resulting in a total of 175,825,027 shares of common stock outstanding. As of November 5, 2004, subscriptions for a total of 173,294,068 shares were received resulting in total gross offering proceeds of \$1,732,326,464 and an additional 2,530,959 shares were issued pursuant to the DRP for \$24,044,115 of additional gross proceeds.

On October 15, 2004, CR Investors, LLC, a 100% owned LLC of Reisterstown

Edgar Filing: INLAND WESTERN RETAIL REAL ESTATE TRUST INC - Form POS AM

Plaza Holdings, LLC (a joint venture consolidated by us), purchased a 60.94% interest in an apartment complex known as Cardiff Hall East located in Towson, MD for approximately \$2.7 million.

As of October 31, 2004, Cordish Power Plant Management, LLC, a Maryland limited liability company ("CPP") admitted two new members in exchange for the capital contributions described below that were made on November 5, 2004. CRP Power Plant Investors, LLC, a Maryland limited liability company that is wholly owned by Reisterstown Plaza Holdings, LLC, contributed capital in the amount of \$15 million in exchange for a 37.5% member interest in CPP. CGW Power Plant Investors, LLC, a Maryland limited liability company that is wholly owned by Gateway Village Holdings, LLC contributed capital in the amount of \$5 million in exchange for a 12.5% member interest in CPP. CPP owns a 99.5% interest in Cordish Power Plant Limited Partnership. Cordish Power Plant Limited Partnership owns a ground lease interest in a mixed use retail/office complex located in the Inner Harbor area of Baltimore, Maryland that is known as The Power Plant. The Power Plant contains approximately 180,000 square feet of space and is 100% leased and occupied.

As of October 31, 2004, Cordish Power Plant Management Number Two, LLC, a Maryland limited liability company ("CPP2") admitted two new members in exchange for the capital contributions described below that were made on November 5, 2004. CTC Pier IV Investors, LLC, a Maryland limited liability company that is wholly owned by Towson Circle Holdings, LLC contributed capital in the amount of \$5 million in exchange for a 16.67% member interest in CPP2. CTOLL Pier IV Investors, LLC, a Maryland limited liability company that is wholly owned by Tollgate Marketplace Holding Company, LLC contributed capital in the amount of \$15 million in exchange for a 50.0% member interest in CPP2. CPP2 owns all of the membership interest in Cordish Power Plant Number Two, LLC. Cordish Power Plant Number Two, LLC owns a ground lease interest in a mixed use retail/office complex located in the Inner Harbor area of Baltimore, Maryland that is known as Pier IV Office Building. The Pier IV Office Building contains approximately 120,000 square feet of space and is 100% leased and occupied.

We have acquired the following properties during the period October 1 to November 5, 2004. The respective acquisitions are summarized in the table below.

| Date Acquired | Property | Year Built | Approximate Purchase Price (\$) | Gross Leasable Area (Sq. Ft.) | Major |
|------------------|--------------------------------------|---------------|---------------------------------------|-------------------------------------|------------------------|
| 10/05/04 | Bed Bath & Beyond Plaza Miami, FL | 2004 | 20,350,000 | 97,496 | Bed, Bath Office De |

320

| Date Acquired | Property | Year Built | Approximate Purchase Price (\$) | Gross Leasable Area (Sq. Ft.) | Major |
|------------------|------------------------|---------------|---------------------------------------|-------------------------------------|-------------------------------------|
| 10/12/04 | The Columns - Phase II | 2004 | 5,740,596 | 44,987 | Pier 1 Im Party Cit Ross Dres |

Edgar Filing: INLAND WESTERN RETAIL REAL ESTATE TRUST INC - Form POS AM

| Date | Mortgage Payable | Year | Annual Interest Rate | Maturity Date | Principal Borrowed (\$) |
|----------|---|-----------|----------------------|---------------|---|
| | Jackson, TN | | | | Old Navy |
| 10/18/04 | Denton Town Crossing Denton, TX | 2003/2004 | 51,236,687 | 272,722 | Oshman's |
| 10/19/04 | Azalea Square Summerville, SC | 2004 | 30,012,525 | 181,942 | T.J. Maxx Linens 'N Ross Dres Cost Plus PETS MART |
| 10/21/04 | Lake Mary Pointe Orlando, FL | 1999 | 6,620,000 | 51,052 | Publix |
| 10/25/04 | Plaza at Riverlakes Bakersville, CA | 2001 | 17,000,000 | 102,836 | Ralph's G |
| 10/26/04 | Academy Sports Port Arthur, TX | 2004 | 5,000,000 | 61,001 | Academy S |
| 10/28/04 | Gurnee Town Center Gurnee, IL | 2002 | 44,256,387 | 179,840 | Linens 'N Old Navy, Borders B |
| 10/29/04 | CVS Pharmacy Sylacauga, AL | 2004 | 3,066,241 | 10,055 | CVS Pharm |
| 10/29/04 | Academy Sports Midland, TX | 2004 | 4,250,000 | 61,654 | Academy S |
| 11/03/04 | Mansfield Towne Center Mansfield, TX | 2004 | 16,055,074 | 111,898 | Ross Dres Staples |
| 11/05/04 | Winchester Commons Memphis, TN | 1999 | 13,022,687 | 93,024 | Kroger |

The mortgage debt and financings obtained during the period October 1, 2004 to November 5, 2004, are detailed in the list below.

| Date Funded | Mortgage Payable | Annual Interest Rate | Maturity Date | Principal Borrowed (\$) |
|-------------|----------------------------------|----------------------|---------------|-------------------------|
| 10/05/04 | The Columns | 4.910% | 05/01/09 | 11,423,300 |
| 10/06/04 | Low Country Village | 4.960% | 05/01/09 | 5,370,000 |
| 10/08/04 | Lincoln Park | 4.610% | 11/01/09 | 26,153,000 |
| 11/01/04 | Academy Sports - Port Arthur, TX | 5.120% | 11/01/09 | 2,775,000 |

| Date Funded | Mortgage Payable | Annual Interest Rate | Maturity Date | Principal Borrowed (\$) |
|-------------|------------------|----------------------|---------------|-------------------------|
|-------------|------------------|----------------------|---------------|-------------------------|

Edgar Filing: INLAND WESTERN RETAIL REAL ESTATE TRUST INC - Form POS AM

| | | | | |
|----------|--------------------------------|--------|----------|-----------|
| 11/01/04 | Harris Teeter - Wilmington, NC | 4.915% | 11/01/09 | 3,960,000 |
| 11/04/04 | The Columns - Phase II | 4.950% | 11/01/09 | 3,442,100 |

We are currently considering acquiring ten properties for an estimated purchase price of \$244 million. Our decision to acquire each property will generally depend upon no material adverse change occurring relating to the property, the tenants or in the local economic conditions, and our receipt of satisfactory due diligence information including appraisals, environmental reports and lease information prior to purchasing the property. For further information on these potential property acquisitions and financings, see "Real Property Investments."

INFLATION

For our multi-tenant shopping centers, inflation is likely to increase rental income from leases to new tenants and lease renewals, subject to market conditions. Our rental income and operating expenses for those properties owned, or to be owned and operated under triple-net leases, are not likely to be directly affected by future inflation, since rents are or will be fixed under the leases, and property expenses are the responsibility of the tenants. The capital appreciation of triple-net leased properties is likely to be influenced by interest rate fluctuations. To the extent that inflation determines interest rates, future inflation may have an effect on the capital appreciation of triple-net leased properties. As of September 30, 2004, we owned 14 single-user triple-net leased properties.

QUANTITATIVE AND QUALITATIVE DISCLOSURES ABOUT MARKET RISK

We may be exposed to interest rate changes primarily as a result of long-term debt used to maintain liquidity and fund capital expenditures and expansion of our real estate investment portfolio and operations. Our interest rate risk management objectives will be to limit the impact of interest rate changes on earnings and cash flows and to lower its overall borrowing costs. To achieve our objectives we will borrow primarily at fixed rates or variable rates with the lowest margins available and in some cases, with the ability to convert variable rates to fixed rates.

We may use derivative financial instruments to hedge exposures to changes in interest rates on loans secured by our properties. To the extent we do, we are exposed to credit risk and market risk. Credit risk is the failure of the counterparty to perform under the terms of the derivative contract. When the fair value of a derivative contract is positive, the counterparty owes us, which creates credit risk for us. When the fair value of a derivative contract is negative, we owe the counterparty and, therefore, it does not possess credit risk. It is our policy to enter into these transactions with the same party providing the financing, with the right of offset. In the alternative, we will minimize the credit risk in derivative instruments by entering into transactions with high-quality counterparties. Market risk is the adverse effect on the value of a financial instrument that results from a change in interest rates. The market risk associated with interest-rate contracts is managed by establishing and monitoring parameters that limit the types and degree of market risk that may be undertaken.

During the third quarter of 2004, we entered into treasury contracts with a futures commission merchant with yields ranging from 3.27% to 3.40% for 5 year treasury contracts and 4.0% to 4.3% for 10 year treasury contracts. The amount on deposit for our investment in treasury contracts is \$3,712,900. On September 30, 2004, our investment in treasury contracts had a liquidation value of

Edgar Filing: INLAND WESTERN RETAIL REAL ESTATE TRUST INC - Form POS AM

\$361,186 resulting in a loss of \$3,351,714. As these treasury contracts are not offsetting future commitments and therefore do

322

not qualify as hedges, the net loss is recognized currently in earnings. To offset the net loss recognized on the treasury contracts, we took advantage of the lower treasury yields which caused the loss n the treasury contracts and secured permanent financing in the amount of \$350,000,000 for pending acquisitions. On October 29, 2004, we liquidated all of our treasury contracts for a liquidation value of \$126,213 resulting in a cumulative net realized loss of \$3,586,687.

With regard to variable rate financing, we assess interest rate cash flow risk by continually identifying and monitoring changes in interest rate exposures that may adversely impact expected future cash flows and by evaluating hedging opportunities. We maintain risk management control systems to monitor interest rate cash flow risk attributable to both of our outstanding or forecasted debt obligations as well as our potential offsetting hedge positions. The risk management control systems involve the use of analytical techniques, including cash flow sensitivity analysis, to estimate the expected impact of changes in interest rates on our future cash flows.

While this hedging strategy is intended to reduce our exposure to interest rate fluctuations, the result may be a reduction in overall returns on your investment.

The fair value of our debt approximates its carrying amount as of September 30, 2004.

Our interest rate risk is monitored using a variety of techniques. The table below presents the principal amounts and weighted average interest rates by year and expected maturity to evaluate the expected cash flows and sensitivity to interest rate changes.

| | 2004 | 2005 | 2006 | 2007 | 2008 | T |
|---|------|------------|------|------------|------------|---|
| | ---- | ---- | ---- | ---- | ---- | - |
| Maturing debt | | | | | | |
| Fixed rate debt (mortgage loans) | - | - | - | 56,864,550 | 46,227,000 | 9 |
| Variable rate debt (including line of credit) | - | 15,035,000 | - | - | - | 1 |
| Average interest rate on debt: | | | | | | |
| Fixed rate debt | - | - | - | 4.49% | 4.64% | |
| Variable rate debt | - | 3.71% | - | - | - | |

We have \$126,033,000 of variable rate interest averaging 2.85% as of September 30, 2004. An increase in the variable interest rate on this debt constitutes a market risk. If interest rates increase by 1%, based on debt outstanding as of September 30, 2004, interest expense increases by \$1,260,330 on an annual basis.

323

DESCRIPTION OF SECURITIES

Edgar Filing: INLAND WESTERN RETAIL REAL ESTATE TRUST INC - Form POS AM

We were formed under the laws of the State of Maryland. Your rights are governed by Maryland law, our articles of incorporation and our bylaws. The following summary of the terms of our stock is only a summary and you should refer to our articles of incorporation and bylaws for a full description. Copies of our articles of incorporation and bylaws are filed as exhibits to the registration statement of which this prospectus is a part. You can obtain copies of our articles of incorporation and bylaws and every other exhibit to our registration statement. See "Where You Can Find More Information," below.

AUTHORIZED STOCK

Our articles of incorporation provide that we may issue up to 600,000,000 shares of common stock and 10,000,000 shares of preferred stock. Upon completion of this offering, if 250,000,000 shares are sold, there will be 500,020,000 shares of common stock outstanding and no preferred stock outstanding.

As permitted by Maryland law, our articles of incorporation contain a provision permitting the board, without any action by the stockholders, to amend our articles of incorporation from time to time, to increase or decrease the aggregate number of shares of stock and the number of shares of stock of any class or series that we have authority to issue. Our articles of incorporation also contain a provision permitting our board of directors, without any action by stockholders, to classify or reclassify any unissued common stock or preferred stock into one or more classes or series by setting or changing the preferences, conversion or other rights, voting powers, restrictions, limitations as to dividends or distributions, qualifications or terms or conditions of redemption of any new class or series of shares of stock. Nevertheless, certain laws to which we are subject require the approval by a majority of our then outstanding shares to amend our articles of incorporation to increase or decrease the number of shares authorized by our articles of incorporation.

We believe that the power of our board to issue additional authorized but unissued shares of common stock or preferred stock and to classify or reclassify shares of stock will provide us with increased flexibility in structuring possible future financings and acquisitions and in meeting other needs which might arise. Following amendment of our articles of incorporation to increase the number of our authorized shares, our board would be able to issue the additional common stock or preferred stock without further action by our stockholders.

COMMON STOCK

Upon issuance of our shares for full payment in accordance with the terms of this offering, all of the common stock we are offering will be duly authorized, fully paid and nonassessable. Subject to the preferential rights of any other class or series of stock and to the provisions of our articles of incorporation regarding the restriction on the transfer of shares of our stock, holders of our common stock will be entitled to receive distributions if authorized and declared by our board and to share ratably in our assets available for distribution to the stockholders in the event of a liquidation, dissolution or winding-up.

Each outstanding share of our common stock entitles the holder to one vote on all matters submitted to a vote of stockholders, including the election of directors. There is no cumulative voting in the election of directors, which means that the holders of a majority of the outstanding common stock can elect all of the directors then standing for election, and the holders of the remaining common stock will not be able to elect any directors.

Edgar Filing: INLAND WESTERN RETAIL REAL ESTATE TRUST INC - Form POS AM

Holders of our common stock have no conversion, sinking fund, redemption, exchange or appraisal rights, and have no preemptive rights to subscribe for any of our securities. Our articles of incorporation provide that holders of our common stock are not entitled to exercise any rights of an objecting stockholder provided for under Maryland law. Shares of our common stock have equal dividend, distribution, liquidation and other rights.

Under Maryland law and our articles of incorporation, we cannot make certain material changes to our business form or operations without the approval of stockholders holding at least a majority of the shares of stock entitled to vote on the matter. The following events, however, do not require stockholder approval:

- share exchanges in which we are the acquiror;
- mergers with or into a 90 percent or more owned subsidiary;
- mergers in which we do not:
 - reclassify or change the terms of any of our stock that is outstanding immediately before the effective time of the merger;
 - amend our articles of incorporation; and
 - issue in the merger more than 20 percent of the number of shares of any class or series of stock outstanding immediately before the merger; and
- transfers of less than substantially all of our assets. Our articles of incorporation provide that the sale of two-thirds or more of our assets or the then current fair market value of our properties and mortgages other than in the ordinary course of our business will be considered the sale of substantially all of our assets.

Our bylaws provide that the presence in person or by proxy by the holders of a majority of our outstanding shares will constitute a quorum for the transaction of business at a meeting of our stockholders. Our articles of incorporation provide that the election of directors requires a majority of all the votes present in person or by proxy at a meeting of our stockholders at which a quorum is present. Our articles of incorporation also provide that the affirmative vote of the holders of a majority of our outstanding common stock may remove any director with or without cause. Our articles of incorporation provide that with respect to shares of our common stock owned by our business manager/advisor, sponsor, directors or any affiliate, neither our business manager/advisor, sponsor, directors nor affiliates will be permitted to vote or consent on matters submitted to our stockholders regarding the removal of any director. Additionally, in determining the requisite percentage interest of voting shares of our common stock necessary to approve a matter on which our business manager/advisor, sponsor, directors or affiliates may not vote or consent, any shares of our common stock owned by any of them will not be included.

We will act as our own registrar and transfer agent for our common stock or we will hire an outside firm to act as our registrar and transfer agent.

PREFERRED STOCK

Shares of our preferred stock may be issued in the future in one or more series as authorized by our board. Prior to the issuance of shares of any series, our board is required by Maryland law and our

articles of incorporation to fix the terms, preferences, conversion or other rights, voting powers, restrictions, limitations as to dividends or other distributions, qualifications and terms or conditions of redemption for each series. Because our board has the power to establish the preferences, powers and rights of each series of preferred stock, it may, without any consideration or approval by our stockholders, provide the holders of any series of preferred stock with preferences, powers and rights, voting or otherwise, senior to the rights of holders of our common stock. The issuance of preferred stock could have the effect of delaying, deferring or preventing a change of control of us, including an extraordinary transaction (such as merger, tender offer or sale of all or substantially all of our assets) that might provide a premium price for holders of our common stock. We have no present plans to issue any preferred stock.

ISSUANCE OF ADDITIONAL SECURITIES AND DEBT INSTRUMENTS

Our directors are authorized to issue additional stock or other convertible securities for cash, property or other consideration on such terms as they may deem advisable without approval of the holders of our outstanding securities. Our directors are also authorized to classify or reclassify any unissued shares of our capital stock without approval of the holders of our outstanding securities. Subject to some restrictions, including that the aggregate amount of our borrowings in relation to our net assets may not exceed 300% of net assets, our directors may cause us to issue debt obligations, including debt with conversion privileges on more than one class of our capital stock. Our directors may issue debt obligations on such terms and conditions as they may determine, including debt with conversion privileges, where the holders of our debt obligations may acquire our common stock. Subject to some restrictions, our directors may also cause us to issue warrants, options and rights to buy our common stock on such terms as they deem advisable to our stockholders, as part of a financing arrangement, or pursuant to stock option plans. Our directors may cause us to issue warrants, options and rights to buy our common stock and debt with conversion privileges even though their exercise or conversion could result in dilution in the value of our outstanding common stock.

RESTRICTIONS ON ISSUANCE OF SECURITIES

Our articles of incorporation provide that we will not issue:

- common stock which is redeemable at the option of the holder;
- debt securities unless the historical debt service coverage in the most recently completed fiscal year is sufficient to properly service the higher level of debt;
- options or warrants to purchase stock to our business manager/advisor, sponsor, director(s) or any affiliates of our business manager/advisor, sponsor or directors except on the same terms as sold to the general public and in an amount not to exceed 10% of our outstanding common or preferred stock on the date of grant of any options or warrants; or
- stock on a deferred payment basis or similar arrangement.

Our articles of incorporation also provide that we will not issue nonvoting or assessable common stock or warrants, options or similar evidences of rights to buy stock unless they are issued to the holders of stock ratably on a proportional basis, as part of a financing arrangement or as part of a stock

option plan to our directors, officers or employees.

326

RESTRICTIONS ON OWNERSHIP AND TRANSFER

In order for us to continue to qualify as a REIT under the Internal Revenue Code, shares of our stock must be beneficially owned by 100 or more persons during at least 335 days of a taxable year of twelve months (other than the first year for which an election to be a REIT has been made) or during a proportionate part of a shorter taxable year. Also not more than 50% of the value of our outstanding shares of stock may be owned, directly or indirectly, by five or fewer individuals (as defined in the Internal Revenue Code to include some entities such as qualified person plans) during the last half of a taxable year (other than the first year for which an election to be a REIT has been made).

Our articles of incorporation, subject to some exceptions, contain restrictions on the number of shares of our stock that a person may own. Our articles of incorporation prohibit any person from acquiring or holding, directly or indirectly, shares of stock in excess of 9.8% in value of the aggregate of our outstanding shares of stock. In addition, our articles of incorporation prohibit any person from acquiring or holding, directly or indirectly, shares of common stock in excess of 9.8% of the aggregate number of our outstanding shares of common stock. The 9.8% common stock ownership limit must be measured in terms of the more restrictive of value or number of shares.

Our board of directors, in its sole discretion, may exempt a person from the 9.8% limit and the common stock ownership limit. However, the board may not grant such an exception to any person whose ownership, direct or indirect, of in excess of 9.8% of the value of our outstanding shares of stock would result in us being "closely held" within the meaning of Section 856(h) of the Internal Revenue Code or otherwise would result in us failing to qualify as a REIT. In order to be considered as an excepted holder, a person also must not own, directly or indirectly, an interest in any of our tenants (or in a tenant of any entity owned or controlled by us) that would cause us to own, directly or indirectly, more than a 9.9% interest in such a tenant. The person seeking an exemption must represent to our board's satisfaction that it will not violate these two restrictions. The person also must agree that any violation or attempted violation of any of these restrictions will result in the automatic transfer of the shares of stock causing the violation to a trust as explained below. Our board may require a ruling from the Internal Revenue Service or an opinion of counsel, in either case in form and substance satisfactory to our board of directors in its sole discretion, in order to determine or ensure our status as a REIT.

In addition, our articles of incorporation prohibit any person from beneficially or constructively owning shares of our common or preferred stock that would result in us being "closely held" within the meaning of Section 856(h) of the Internal Revenue Code. Our articles of incorporation further provide that any transfer of our common stock or preferred stock that would result in our common stock and preferred stock being beneficially owned by fewer than 100 persons will be void. Any person who acquires or attempts or intends to acquire beneficial or constructive ownership of our common or preferred stock that will or may violate any of the foregoing restrictions on transferability and ownership, or any person who would have owned shares of our common or preferred stock that resulted in a transfer of shares to the trust, is required to give us notice immediately and to provide us with such other information as we may request in order to determine the effect of such transfer on our status as a REIT. The foregoing restrictions on transferability and ownership will not apply if our board determines that it is no longer in our best interests to

attempt to qualify, or to continue to qualify, as a REIT.

If any transfer of shares of our stock occurs which, if effective, would result in any person beneficially or constructively owning shares of our stock in excess or in violation of the above transfer or ownership limitations, then the number of shares of our stock the beneficial or constructive ownership of which would cause the person to violate the limitations will be automatically transferred under the provisions of our articles of incorporation to a trust for the exclusive benefit of one or more charitable beneficiaries within the meaning of 501(c)(3) of the Internal Revenue Code. The proposed transferee that

327

exceeds the ownership limitations will not acquire any rights in these shares. The automatic transfer is deemed effective as of the close of business on the business day, as defined in our articles of incorporation, prior to the date of the violative transfer. Shares of stock held in the trust will continue as issued and outstanding common stock or preferred stock. The proposed transferee will not benefit economically from ownership or any shares of stock held in the trust, will have no rights to dividends and will not possess any rights to vote or other rights attributable to the shares of stock held in the trust. The trustee of the trust will have all voting rights and rights to dividends or other distributions with respect to shares of stock held in the trust. The voting rights and rights to dividends will be exercised for the exclusive benefit of the charitable beneficiary. Any dividend or other distribution paid prior to our discovery that shares of stock have been transferred to the trustee will be paid by the recipient of the dividend or distribution to the trustee upon demand, and any dividend or other distributions authorized but unpaid will be paid when due to the trustee. Any dividend or distribution paid to the trustee will be held in trust for the charitable beneficiary. The proposed transferee will have no voting rights with respect to shares of stock held in the trust. Subject to Maryland law, effective as of the date that such shares of stock have been transferred to the trust, the trustee will have the authority at his sole discretion (i) to rescind as void any vote cast by the proposed transferee prior to our discovery that such shares have been transferred to the trust and (ii) to recast such vote in accordance with the desires of the trustee acting for the benefit of the charitable beneficiary. However, if we have already taken irreversible corporate action, then the trustee will not have the authority to rescind and recast the vote.

Within twenty days of receiving notice from us that shares have been transferred to the trust, the trustee shall sell the shares to a person, designated by the trustee, whose ownership of the shares will not violate the ownership limitations set forth in the articles of incorporation. Upon the sale, the interest of the charitable beneficiary in the shares sold will terminate and the trustee will distribute the net proceeds of the sale to the proposed transferee and to the charitable beneficiary as follows. The proposed transferee will receive the lesser of (i) the price paid by him for the shares or, if the proposed transferee did not give value for the shares in connection with the event causing the shares to be held in the trust (e.g. a gift, devise or other such transaction), the market price, as defined in our articles of incorporation, of the shares on the day of the event causing the shares to be held in the trust and (ii) the price per share received by the trustee from the sale or other disposition of the shares held in the trust. Any net sale proceeds in excess of the amount payable to the proposed transferee will be paid immediately to the charitable beneficiary. If, prior to our discovery that shares of stock have been transferred to the trust, such shares are sold by the proposed transferee, then (i) shares will be deemed to have been sold on behalf of the trust and (ii) to the extent that the proposed transferee received an amount for such shares that exceeds the amount that the proposed transferee was entitled to receive, the excess will be paid to the trustee upon demand.

In addition, shares of our stock held in the trust will be deemed to have been offered for sale to us or our designees, at a price per share equal to the lesser of (i) the price per share in the transaction that resulted in the transfer to the trust, or, in the case of a devise or gift, the market price at the time of the devise or gift, and (ii) the market price on the date we, or our designate, accept such offer. We can accept this offer until the trustee has sold the shares held in the trust. Upon a sale to us, the interest of the charitable beneficiary in the shares sold will terminate and the trustee will distribute the net proceeds of the sale to the proposed transferee.

Our articles of incorporation require all persons who own more than 5%, or any lower percentages as required pursuant to the Internal Revenue Code or the regulations under the Internal Revenue Code, of our outstanding common and preferred stock, within 30 days after the end of each taxable year, to provide to us written notice stating their name and address, the number of shares of common and preferred stock they beneficially own directly or indirectly, and a description of how the shares are held. In addition, each beneficial owner must provide to us any additional information as we

328

may request in order to determine the effect, if any, of their beneficial ownership on our status as a REIT and to ensure compliance with the 9.8% ownership limit. In addition, each stockholder will, upon demand, be required to provide us any information as we may request, in good faith, in order to determine our status as a REIT and to comply with the requirements of any taxing authority or governmental authority or to determine such compliance.

All certificates and book entries representing any shares of our common or preferred stock will be noted with a legend referring to the restrictions described above. We will issue the common stock in book entry form only. This means that we will not issue actual share certificates to each holder of our common stock. The use of book entry only registration permits ownership of fractional shares, protects you against loss, theft or destruction of stock certificates and reduces offering costs. Once we accept your subscription to purchase common stock, we will create an account in our book entry registration system for you and credit the principal amount of your subscription to your account. We will send you a book entry receipt indicating acceptance of your subscription. All issuances of common stock through our distribution reinvestment program also will be made in book entry form only.

ANTI-TAKEOVER PROVISIONS OF MARYLAND LAW AND OUR ARTICLES OF INCORPORATION AND BYLAWS

The following paragraphs summarize some anti-takeover provisions of Maryland law and the material terms of our articles of incorporation and bylaws regarding business combinations and control share acquisitions. The following summary does not purport to be complete and is subject to and qualified in its entirety by reference to Maryland law and our articles of incorporation and bylaws, copies of which are exhibits to the registration statement of which the prospectus is a part. See "Where You Can Find More Information."

BUSINESS COMBINATIONS. Under the Maryland Business Combination Act, an anti-takeover statute, completion of a business combination (including a merger, consolidation, share exchange or an asset transfer or issuance or reclassification of equity securities) between a Maryland corporation and an interested stockholder is prohibited for five years following the most recent date on which the interested stockholder becomes an interested stockholder. Maryland law defines an interested stockholder as any person who beneficially owns ten percent or more of the voting power of the corporation's shares or an

affiliate or associate of the corporation who, at any time within the two-year period prior to the date in question, was the beneficial owner of ten percent or more of the voting power of the then-outstanding voting stock of the corporation or an affiliate of such interested stockholder. A person is not an interested stockholder if, prior to the most recent time at which the person would otherwise have become an interested stockholder, the board of directors of the Maryland corporation approved the transaction which otherwise would have resulted in the person becoming an interested stockholder. The board of directors may provide that its approval is subject to compliance with any terms and conditions determined by the board. Following the five-year prohibition period, any such business combination with that interested stockholder must be recommended by the board of directors of such corporation and approved by the affirmative vote of at least:

- 80% of the votes entitled to be cast by holders of outstanding shares of voting stock of the corporation; and
- two-thirds of the votes entitled to be cast by holders of voting stock of the corporation other than shares held by the interested stockholder with whom (or with whose affiliate) the business combination is to be effected or held by an affiliate or associate of the interested stockholder, unless, among other conditions, the corporation's common stockholders receive a minimum price (as defined in the Maryland business combination statute) equal to the highest price paid by the interested stockholder for its shares and the

329

consideration is received in cash or in the same form as previously paid by the interested stockholder for its shares.

These provisions of Maryland law do not apply, however, to business combinations that are approved or exempted by our board of directors prior to the time that the interested stockholder becomes an interested stockholder. As permitted under Maryland law, our articles of incorporation exempt any business combinations involving us and The Inland Group or any of its affiliates. As a result, the five-year prohibition and the super-majority vote requirement will not apply to any business combinations between The Inland Group or any affiliate of The Inland Group and us. Therefore, The Inland Group or any affiliate of The Inland Group may be able to enter into business combinations with us, which may or may not be in the best interests of the stockholders. Nevertheless, the provisions of the Maryland Business Combination Act, as summarized in this section, will apply to any business combinations and interested stockholders involving persons other than The Inland Group and its affiliates.

CONTROL SHARE ACQUISITION. Maryland's Control Share Acquisition Act, an anti-takeover statute, prohibits interested stockholders from engaging in self-dealing business combinations with a Maryland corporation, except to the extent approved by the corporation's disinterested stockholders. Maryland law provides that control shares of a Maryland corporation acquired in a control share acquisition have no voting rights except to the extent approved by the corporation's disinterested stockholders by a vote of two-thirds of the votes entitled to be cast on the matter, excluding shares owned by the corporation's disinterested stockholders, whom the Act defines as (1) the acquiring person, (2) the corporation's officers and (3) employees of the corporation who are also directors. Control shares mean voting shares which, if aggregated with all other voting shares owned by an acquiring person or which the acquiring person can exercise or direct the exercise of voting power, would entitle the acquiring person to exercise or direct the exercise of voting power of shares of the corporation in electing directors within one of the following ranges of voting power:

- one-tenth or more but less than one-third;
- one-third or more but less than a majority; or
- a majority or more of all voting power.

Control shares do not include shares the acquiring person is then entitled to vote as a result of having previously obtained stockholder approval. A control share acquisition occurs when, subject to some exceptions, a person directly or indirectly acquires ownership or the power to direct the exercise of voting power of issued and outstanding control shares. A person who has made or proposes to make a control share acquisition, upon satisfaction of some specific conditions, including an undertaking to pay expenses, may compel our board to call a special meeting of stockholders to be held within 50 days after that person's demand upon the corporation to consider the voting rights to be accorded to the control shares. If no request for a meeting is made, we may present the question at any stockholders' meeting.

If voting rights are not approved at the meeting or if the acquiring person does not deliver an acquiring person statement as required by the statute, then, subject to some statutory conditions and limitations, the corporation may redeem any or all of the control shares (except those for which voting rights have previously been approved) for fair value determined, without regard to the absence of voting rights for the control shares, as of the date of the last control share acquisition by the acquiror or of any meeting of stockholders at which the voting rights of such shares are considered and not approved. If voting rights for control shares are approved at a stockholders meeting and the acquiror becomes entitled to vote a majority of the shares entitled to vote, all other stockholders may exercise appraisal rights and be entitled to receive in cash the fair value for their shares of our stock. The fair value of the shares as

330

determined for purposes of such appraisal rights may not be less than the highest price per share paid by the acquiror in the control share acquisition.

The control share acquisition statute does not apply to shares acquired in a merger, consolidation or share exchange if the corporation is party to the transaction or to acquisitions approved or exempted by the articles of incorporation or bylaws of the corporation.

Our bylaws contain a provision exempting from the control share acquisition statute any and all acquisitions by The Inland Group or any affiliate of The Inland Group of our shares of stock. Nevertheless, the provisions of the Maryland Control Share Acquisition Act, as summarized in this section, will apply to any control share acquisition involving persons other than The Inland Group and its affiliates.

[THE BALANCE OF THIS PAGE IS INTENTIONALLY LEFT BLANK]

331

SHARES ELIGIBLE FOR FUTURE SALE

SHARES TO BE OUTSTANDING OR ISSUABLE UPON EXERCISE OR CONVERSION OF OTHER OUTSTANDING SECURITIES

Upon the completion of this offering, our initial offering and the

Edgar Filing: INLAND WESTERN RETAIL REAL ESTATE TRUST INC - Form POS AM

consummation of the formation transactions, we expect to have outstanding 540,020,000 shares of common stock. This includes:

- the 20,000 shares purchased by our business manager/advisor;

and assumes that:

- we sell all 250,000,000 shares of common stock offered on a best efforts basis in this public offering;
- we sell all 20,000,000 shares to be issued under our distribution reinvestment program described in this offering;
- we sell all 250,000,000 shares of common stock offered on a best efforts basis in our initial public offering;
- we sell all 20,000,000 shares to be issued under our distribution reinvestment program described in our initial public offering; and
- that there is no exercise of options which are expected to be outstanding and exercisable.

In addition, we have reserved:

- 75,000 shares for issuance upon exercise of options which may be granted under our independent director stock option plan.

Subject to the provisions of our articles of incorporation, we could issue an undetermined number of shares of our common or preferred stock in the discretion of our board and without the approval by our stockholders:

- directly for equity interests in real properties; or
- upon exchange of any interests in entities that own our properties or in other companies we control, which might be issued for equity interests in real properties.

All of the common stock we are offering by this prospectus will be freely tradable in the public market, should a public market develop, which we cannot guarantee, without restriction or limitation under the Securities Act of 1933 by persons other than our affiliates and soliciting dealers considered underwriters. However, all common stock issuable by us in this offering and otherwise will be subject to the restrictions explained under "Description of Securities - Restrictions on Ownership and Transfer."

SECURITIES ACT RESTRICTIONS

The common stock owned by our affiliates will be subject to Rule 144 adopted under the Securities Act and may not be sold in the absence of registration under the Securities Act unless an exemption from registration is available, including exemptions contained in Rule 144.

332

In general, under Rule 144, a person, or persons whose common stock is aggregated with them in accordance with Rule 144, who has beneficially owned securities acquired from an issuer or an affiliate of the issuer for at least one year, would be entitled, within any three-month period, to sell a number of shares of common stock that does not exceed the greater of (1) 1% of the then-outstanding number of shares or (2) the average weekly reported trading volume of the common stock on a national securities exchange or market during

Edgar Filing: INLAND WESTERN RETAIL REAL ESTATE TRUST INC - Form POS AM

the four calendar weeks preceding each sale. Sales under Rule 144 must be transacted in the manner specified by Rule 144 and must meet requirements for public notice as well as public information about us. Any person who (1) is not deemed to have been our affiliate at any time during the three months preceding a sale, and (2) has beneficially owned our common stock for at least two years, would be entitled to sell the common stock under Rule 144(k) without regard to the volume limitations, manner of sale provisions, notice requirements or public information requirements of Rule 144. An affiliate, for purposes of the Securities Act, is a person that directly, or indirectly through one or more intermediaries, controls, or is controlled by, or under common control with, us.

INDEPENDENT DIRECTOR STOCK OPTION PLAN

We have established an independent director stock option plan for the purpose of attracting and retaining independent directors. See "Management--Independent Director Stock Option Plan." We have issued in the aggregate options to purchase 11,500 shares of our common stock to our independent directors, at the exercise price of \$8.95 per share. One-third of the shares will be exercisable upon their grant. An additional 63,500 shares will be available for future option grants under the independent director stock option plan. See "Management--Independent Director Stock Option Plan" for additional information regarding the independent director stock option plan. Rule 701 under the Securities Act provides that common stock acquired on the exercise of outstanding options by affiliates may be resold by them subject to all provisions of Rule 144 except its one-year minimum holding period. We intend to register the common stock to be issued under the independent director stock option plan in a registration statement or statements on SEC Form S-8 or other appropriate form.

EFFECT OF AVAILABILITY OF SHARES ON MARKET PRICE OF SHARES

Prior to the date of this prospectus, there has been no public market for our common stock. No assurance can be given that a public market for our common stock will develop. We cannot predict the effects that future sales of common stock, including sales under Rule 144, or the availability of common stock for future sale will have on the market price, if any, prevailing from time to time. Sales of substantial amounts of our common stock, including shares issued upon the exercise of options or the perception that these sales could occur, could adversely affect prevailing market prices of our common stock and impair our ability to obtain additional capital through the sale of equity securities. See "Risk Factors--Risks Related to the Offering." For a description of restrictions on transfers of common stock, see "Description of Securities--Restrictions on Ownership and Transfer." Also, see the following section regarding registration rights.

REGISTRATION RIGHTS

In the future we may grant "demand" and/or "piggyback" registration rights to:

- stockholders receiving our common stock directly in exchange for their equity interests in assets of theirs we would acquire; and
- persons receiving interests in any real property partnership for their interests in real properties we would acquire.

"Piggyback" registration rights allow the holder to have his, her or its shares registered along with our shares only at such time(s) in the future when we would choose to register some of our shares for financing purposes - that is,

Edgar Filing: INLAND WESTERN RETAIL REAL ESTATE TRUST INC - Form POS AM

to join with us in the registration of our shares. "Demand" registration rights permit the holder of demand rights to require us to register with the SEC his, her or its shares at such time(s) as the holder requests, regardless of any desire by us to register our own shares for financing purposes, even if we do not have sufficient capital resources to effect a registration of shares.

These rights will be for registration under the Securities Act of any of our common stock acquired by them directly. The terms and conditions of any agreements for registration rights will be negotiated and determined at such future time as we determine advisable in connection with the acquisition of one or more properties or assets. Our future granting of registration rights could include registration of the subject shares at our expense. If that were the case, our obligation could result in a substantial expense to us at a time when we might not be able to afford such an expense or when registration would not be beneficial to our interests and could also hinder our future attempts to obtain financing.

[THE BALANCE OF THIS PAGE IS INTENTIONALLY LEFT BLANK]

334

SUMMARY OF OUR ORGANIZATIONAL DOCUMENTS

Each stockholder is bound by and is deemed to have agreed to the terms of our organizational documents by his, her or its election to become a stockholder of our company. Our organizational documents consist of our articles of incorporation and bylaws. Our directors, including all the independent directors, reviewed and unanimously ratified our articles of incorporation and bylaws at our first board meeting, which was required. The following is a summary of material provisions of our organizational documents and does not purport to be complete. This summary is qualified in its entirety by specific reference to the organizational documents filed as exhibits to our registration statement of which this prospectus is a part. See "Where You Can Find More Information."

Our articles of incorporation were filed with the State Department of Assessments and Taxation of Maryland and became operative on March 5, 2003. Our articles of incorporation provide that we have perpetual existence. The bylaws in their present form became operative when our board approved them on March 5, 2003. Neither our articles of incorporation nor bylaws have an expiration date. As a result, they will remain operative in their current form throughout our existence, unless they are amended or we are dissolved.

ARTICLES OF INCORPORATION AND BYLAW PROVISIONS

The stockholders' rights and related matters are governed by our articles of incorporation and bylaws and Maryland law. Some provisions of the articles of incorporation and bylaws, summarized below, may make it more difficult to change the composition of our board and could have the effect of delaying, deferring, preventing a change in control of us, including an extraordinary transaction (such as a merger, tender offer or sale of all or substantially all of our assets) that might provide a premium price for holders of our common stock.

STOCKHOLDERS' MEETINGS

Our bylaws provide that an annual meeting of the stockholders will be held on the date and at such time as our board may designate. However, the meeting will not be held less than 30 days after the delivery of our annual report to stockholders. The purpose of each annual meeting of the stockholders is to elect directors and to transact any other proper business. The chairman, the president, a majority of the directors or a majority of the independent

directors may call a special meeting of the stockholders. The secretary or some other officer must call a special meeting when stockholders holding 10% or more of the outstanding shares entitled to vote make a written request for a meeting. The written request may be in person or by mail and must state the purpose(s) of the meeting and the matters to be acted upon. We have entered into an agreement with Inland Real Estate Investment Corporation, our sponsor, which provides that it will pay for the reasonably estimated cost to prepare and mail a notice of any special meeting of stockholders requested by the stockholders. The meeting will be held on a date not less than 15 nor more than 60 days after the distribution of the notice, at the time and place specified in the notice. Except as provided in the preceding sentence, we will give notice of any annual or special meeting of stockholders not less than 10 nor more than 90 days before the meeting. The notice will state the purpose of the meeting. At any meeting of the stockholders, each stockholder is entitled to one vote for each share owned of record on the applicable record date. In general, the presence in person or by proxy of a majority of the outstanding shares entitled to vote at a meeting will constitute a quorum. The affirmative vote of a majority of the shares of our stock, present in person or by proxy at a meeting of stockholders duly called and at which a quorum is present, will be sufficient, without the necessity for concurrence by the directors, to elect the directors. A majority of the votes cast at a meeting of stockholders duly called and at which a quorum is present will be sufficient to approve any other matter which may properly come

335

before the meeting, unless more than a majority of the votes cast is required by statute or our articles of incorporation.

BOARD OF DIRECTORS

Our articles of incorporation and bylaws provide that we may not have fewer than three nor more than eleven directors. Our bylaws currently provide that the number of directors shall be seven. Our articles of incorporation require that a majority of our directors must be independent directors. Independent directors are directors who are not and have not been affiliated with us, our sponsor, or our business manager/advisor, within the two years prior to their becoming our independent director and who perform no services on our behalf other than as a director. A vacancy on the board caused by the death, resignation or incapacity of a director or by an increase in the number of directors, within the limits described above, may be filled by the vote of a majority of the remaining directors whether or not the voting directors constitute a quorum. Our articles of incorporation require that our independent directors must nominate replacements to vacancies in independent director positions irrespective of how the vacancy arises. Our bylaws provide that a vacancy on our board caused by an increase in the number of directors may be filled by a majority of the entire board; that when a vacancy occurs as a result of the removal of a director by our stockholders, the vacancy must be filled by a majority vote of our stockholders; and that any director may resign at any time and may be removed with or without cause by the affirmative vote of the holders of not less than a majority of the outstanding shares. Our bylaws provide that the majority of members of each committee of our board of directors be comprised of independent directors and that all the members of our audit committee be independent directors.

Our articles of incorporation provide that a director must have at least three years of relevant experience and demonstrate the knowledge required to successfully acquire and manage the type of assets that we intend to acquire. At least one of our independent directors must have three years of relevant real estate experience.

Edgar Filing: INLAND WESTERN RETAIL REAL ESTATE TRUST INC - Form POS AM

STOCKHOLDER VOTING RIGHTS

Each share of our common stock has one vote on each matter submitted to a vote of stockholders. Shares of common stock do not have cumulative voting rights or preemptive rights. Stockholders may vote in person or by proxy.

Directors are elected when they receive the majority of votes of holders of shares present in person or by proxy at a stockholders' meeting, provided there was a quorum when the meeting commenced. A quorum is reached when the stockholders holding a majority of the outstanding shares entitled to vote are present either in person or represented by proxy. All questions other than election of directors, removal of a director or directors and except as set forth below must be decided by a majority of the votes cast at a meeting at which a quorum is present. Maryland law provides that any action required or permitted to be taken at a meeting of stockholders may be taken without a meeting by the unanimous written consent of all stockholders (which may be impracticable for a publicly held corporation).

The approval by our board and by holders of at least a majority of our outstanding voting shares of stock is necessary for us to do any of the following:

- amend our articles of incorporation, except to increase or decrease authorized stock as permitted by Maryland law;
- transfer all or substantially all of our assets other than in the ordinary course of business;
- engage in mergers, consolidations or share exchanges, except in certain circumstances; or

336

- dissolve or liquidate.

Our articles of incorporation provide that a sale of two-thirds or more of our assets, based on the total number or the current fair market value of properties and mortgages we own, is a sale of substantially all of our assets. See "Description of Securities -- Common Stock" for an explanation of instances where stockholder approval is not required.

Our articles of incorporation provide that neither the business manager/advisor, the sponsor, the directors, nor any affiliate may vote their shares of stock or consent on matters submitted to the stockholders regarding the removal of the business manager/advisor, the sponsor, the directors or any affiliate or any transaction between us and any of them. For purposes of determining the necessary percentage and interest of shares needed to approve a matter on which the business manager/advisor, the sponsor, the directors and any affiliate may not vote or consent, the shares of our common stock owned by them will not be included.

RIGHTS OF OBJECTING STOCKHOLDERS

As permitted by Maryland law, our articles of incorporation provide that our stockholders are not entitled to exercise any rights of an objecting stockholder provided for under Maryland law. As a result of this provision, our stockholders will not have any right to dissent under Maryland law to an extraordinary transaction, such as the merger of our company into another company, the consolidation of our company with another company or the sale of all or substantially all of our assets. Because our stockholders will not be permitted to object and dissent to an extraordinary transaction, our

Edgar Filing: INLAND WESTERN RETAIL REAL ESTATE TRUST INC - Form POS AM

stockholders will receive upon completion of the extraordinary transaction the consideration negotiated by our board of directors with the other party to the transaction and will not in the proceedings to receive a cash payment representing the fair value of their shares of our common stock.

STOCKHOLDER LISTS; INSPECTION OF BOOKS AND RECORDS

Any stockholder or his designated representative will be permitted access to all of our records at all reasonable times and may inspect and copy any of them for the purposes specified below. We maintain an alphabetical list of names, record addresses and business telephone numbers, if any, of all stockholders with the number of shares held by each at our principal office. The stockholder list is updated at least quarterly and is open for inspection by a stockholder or his designated agent at the stockholder's request. A stockholder may request a copy of the stockholder list to find out about matters relating to the stockholder's voting rights and their exercise under federal proxy laws. We will mail the stockholder list to any stockholder requesting it within 10 days of receiving the request. We may impose a reasonable charge for expenses incurred in reproducing the list.

If our business manager/advisor or directors neglect or refuse to produce or mail a copy of the stockholder list as requested, then in accordance with applicable law and our articles of incorporation, the business manager/advisor and the directors will be liable to the stockholder who requested the list. Their liability will include the costs, including reasonable attorneys' fees, incurred by the stockholder in compelling the production of the list and actual damages suffered by the stockholder because of the refusal or neglect. However, the fact that the actual purpose of the request is to secure the list for the purpose of selling it, or using it for a commercial or other purpose is a defense against liability for refusal to supply the list. We may require the stockholder requesting the list to represent that the stockholder list is not requested for a commercial purpose unrelated to the stockholder's interest in us.

In addition, our books and records are open for inspection by state securities administrators upon reasonable notice and during normal business hours at our principal place of business.

337

AMENDMENT OF THE ORGANIZATIONAL DOCUMENTS

Our articles of incorporation may be amended, after approval by our board, by the affirmative vote of a majority of our then-outstanding voting shares of stock. Our bylaws may be amended in a manner not inconsistent with the articles of incorporation and bylaws by a majority vote of our directors present at the board meeting. Additionally, our stockholders may amend our bylaws by the affirmative vote of a majority of all votes cast at a meeting at which a quorum is present.

DISSOLUTION OR TERMINATION OF THE COMPANY

As a Maryland corporation, we may be dissolved under Maryland law at any time with the approval of a majority of our outstanding shares of stock. However, we anticipate that by September 15, 2008, our board will determine whether to:

- apply to have our shares of common stock listed for trading on a national stock exchange or included for quotation on a national market system, provided we meet the then applicable listing requirements; and/or

Edgar Filing: INLAND WESTERN RETAIL REAL ESTATE TRUST INC - Form POS AM

- commence subsequent offerings after completion of the offering.

If listing our shares of common stock is not feasible by that time, our board may decide to:

- sell our assets individually, provided, however, that if this action would constitute the sale of all or substantially all of our assets, such an action is approved by the holders of at least a majority of the then-outstanding voting shares of stock;
- list our shares of common stock at a future date; or
- liquidate us within 10 years of such date, provided however, that such an action is approved by the holders of at least a majority of our then-outstanding voting shares of stock.

ADVANCE NOTICE OF DIRECTOR NOMINATIONS AND NEW BUSINESS

Our bylaws provide that, with respect to our annual meeting of stockholders, nominations for election to our board and the proposal of business to be considered by stockholders may be made only:

- in accordance with our notice of the meeting;
- by or at the direction of our board; or
- by a stockholder who was a stockholder of record both at the time of the giving of notice and at the time of the meeting, who is entitled to vote at the meeting and who has complied with the advance notice procedures set forth in the bylaws.

Our bylaws also provide that, with respect to special meetings of stockholders, only the business specified in our notice of meeting may be brought before a meeting of stockholders and nominations for election to the board may be made only:

- in accordance with our notice of the meeting;

338

- by or at the direction of our board; or
- provided that our board has determined that directors will be elected at the meeting, by a stockholder who was a stockholder of record both at the time of the giving of notice and at the time of the annual meeting, who is entitled to vote at the meeting and has complied with the advance notice procedures set forth in our bylaws.

A stockholder's notice for an annual meeting must be delivered to our secretary at our principal executive offices:

- not less than 45 days prior to the first anniversary of the date of mailing of the notice of the previous year's annual meeting; or
- if the number of directors to be elected is increased and there is no announcement of that fact, at least 70 days before the first anniversary of the date of mailing of the notice of the previous year's annual meeting, or not later than the close of business on the tenth day of our first public announcement.

Edgar Filing: INLAND WESTERN RETAIL REAL ESTATE TRUST INC - Form POS AM

A stockholder's notice for a special meeting must be delivered to our secretary at our principal executive offices:

- not earlier than the ninetieth day prior to the special meeting, and
- not later than the close of business on the later of either:
- the sixtieth day prior to the special meeting; or
- the tenth day following the day of our first public announcement of the date of the special meeting and the nominees proposed by our board to be elected at the meeting.

RESTRICTIONS ON CERTAIN CONVERSION TRANSACTIONS AND ROLL-UPS

Our articles of incorporation require that some transactions involving an acquisition, merger, conversion or consolidation in which our stockholders receive securities in a surviving entity, a roll-up entity, must be approved by the holders of a majority of our then-outstanding shares. Approval by a majority of our then-outstanding shares for a transaction resulting in a roll-up entity is only required, however, until our board determines that it is no longer in our best interest to attempt or continue to qualify as a REIT. The holders of a majority of the shares do not need to approve any such transaction effected because of changes in applicable law, or to preserve tax advantages for a majority in interest of our stockholders.

A roll-up entity is a partnership, REIT, corporation, trust or other entity that would be created or would survive after the successful completion of a proposed roll-up transaction. A roll-up does not include (1) a transaction involving securities that have been listed on a national securities exchange or traded through The Nasdaq Stock Market -- Nasdaq National Market for at least 12 months, or (2) a transaction involving our conversion to a trust or association form if, as a consequence of the transaction, there will be no significant adverse change in any of the following:

- stockholders' voting rights;
- our term of existence;
- sponsor or business manager/advisor compensation; or
- our investment objectives.

339

In the event of a proposed roll-up, an appraisal of all our assets must be obtained from a person with no current or prior business or personal relationship with our business manager/advisor or directors. Further, that person must be substantially engaged in the business of rendering valuation opinions of assets of the kind we hold. The appraisal must be included in a prospectus used to offer the securities of a roll-up entity. It must also be filed with the Securities and Exchange Commission and the state regulatory commissions as an exhibit to the registration statement for the offering of the roll-up entity's shares. As a result, an issuer using the appraisal will be subject to liability for violation of Section 11 of the Securities Act and comparable provisions under state laws for any material misrepresentations or material omissions in the appraisal. Our assets will be appraised in a consistent manner and the appraisal will:

- be based on an evaluation of all relevant information;

Edgar Filing: INLAND WESTERN RETAIL REAL ESTATE TRUST INC - Form POS AM

- indicate the value of our assets as of a date immediately prior to the announcement of the proposed roll-up transaction; and
- assume an orderly liquidation of our assets over a 12-month period.

The terms of the engagement of the appraiser will clearly state that the engagement is for the benefit of us and our stockholders. A summary of the independent appraisal, indicating all material assumptions underlying it, will be included in a report to the stockholders in the event of a proposed roll-up.

We may not participate in any proposed roll-up which would:

- result in the stockholders of the roll-up entity having rights which are more restrictive to stockholders than those provided in our articles of incorporation, including any restriction on the frequency of meetings;
- result in the stockholders having less comprehensive voting rights than are provided in our articles of incorporation;
- result in the stockholders having greater liability than provided in our articles of incorporation;
- result in the stockholders having fewer rights to receive reports than those provided in our articles of incorporation;
- result in the stockholders having access to records that are more limited than those provided for in our articles of incorporation;
- include provisions which would operate to materially impede or frustrate the accumulation of shares by any purchaser of the securities of the roll-up entity, except to the minimum extent necessary to preserve the tax status of the roll-up entity;
- limit the ability of an investor to exercise its voting rights in the roll-up entity on the basis of the number of the shares held by that investor;

340

- result in investors in the roll-up having less comprehensive rights of access to the records of the roll-up than those provided in our articles of incorporation; or
- place any of the costs of the transaction on us if the roll-up is not approved by our stockholders.

However, with the prior approval of a majority of our then-outstanding shares of our stock, we may participate in a proposed roll-up if the stockholders would have rights and be subject to restrictions comparable to those contained in our articles of incorporation.

Stockholders who vote "no" on the proposed roll-up will have the choice of:

- accepting the securities of the roll-up entity offered; or
- one of either:
 - remaining as our stockholders and preserving their interests on the same terms and conditions as previously existed; or

Edgar Filing: INLAND WESTERN RETAIL REAL ESTATE TRUST INC - Form POS AM

- receiving cash in an amount equal to their pro rata share of the appraised value of our net assets.

These provisions in our articles of incorporation, bylaws and Maryland law could have the effect of delaying, deferring or preventing a change in control of us, including an extraordinary transaction (such as a merger, tender offer or sale of all or substantially all of our assets) that might provide a premium price for holders of our common stock.

The limitations and restrictions set forth below under " -- Limitation on Total Operating Expenses," " -- Transactions with Affiliates," and " -- Restrictions on Borrowing" in this section will be effective until our board determines that it is no longer in our or our stockholders' best interests that we continue to operate as a REIT, or until such time as we fail to qualify as a REIT.

LIMITATION ON TOTAL OPERATING EXPENSES

Our articles of incorporation provide that, subject to the conditions described in the following paragraph, our annual total operating expenses in any fiscal year shall not exceed the greater of 2% of our average assets or 25% of our net income, before any additions to or allowances for reserves for depreciation, amortization or bad debts or other similar non-cash reserve and before any gain from the sale of an our assets. Our independent directors have a fiduciary responsibility to limit our annual total operating expenses to amounts that do not exceed these limits. Our independent directors may, however, determine that a higher level of total operating expenses is justified for such period because of unusual and non-recurring expenses. Such a finding by our independent directors and the reasons supporting it shall be recorded in our minutes of meetings of our directors. If at the end of any fiscal quarter our total operating expenses for the 12 months then ended are more than 2% of average assets or more than 25% of net income, before any additions to or allowances for reserves for depreciation, amortization or bad debts or other similar non-cash revenues and before any gain from the sale of our assets, whichever is greater, as described above, we will disclose this in writing to the stockholders within 60 days of the end of the fiscal quarter. If our independent directors conclude that higher total operating expenses are justified, the disclosure will also contain an explanation of the conclusion. If total operating expenses exceed the limitations described above and if our directors are unable to conclude that the excess was justified, then the business manager/advisor will reimburse us the amount by which the aggregate annual total operating

341

expenses we paid or incurred exceed the limitation. We must make the reimbursement within 60 days after the end of the fiscal year.

TRANSACTIONS WITH AFFILIATES

Our articles of incorporation impose restrictions on transactions between us and our business manager/advisor, sponsor and any director or their affiliates as follows:

- SALES AND LEASES TO US. We will not purchase property from our sponsor, business manager/advisor, directors or any of their affiliates, unless a majority of our disinterested directors, including a majority of our disinterested independent directors, approves it as fair and reasonable for us. The price to us can be no greater than the cost of the asset to our sponsor, adviser, director or their affiliate. If our price to us is greater than such cost,

there must be substantial, reasonable justification for the excess cost. In no event will our cost for the property exceed its appraised value at the time we acquired it.

- SALES AND LEASES TO SPONSOR, BUSINESS MANAGER/ADVISOR, DIRECTOR OR ANY AFFILIATE. Our sponsor, business manager/advisor, directors or any of their affiliates will not acquire assets from us unless a majority of disinterested directors, including a majority of our disinterested independent directors, approves the transaction as being fair and reasonable to us. We may lease assets to our sponsor, business manager/advisor, director or any of their affiliates, but still only if a majority of our disinterested directors, including a majority of our disinterested independent directors, approves it as fair and reasonable to us.
- LOANS. We will not make loans to our sponsor, business manager/advisor, directors or any of their affiliates except as provided in clauses (4) and (6) under " -- Restrictions on Investments" below in this section, or to our wholly owned subsidiaries. Also, we may not borrow money from our sponsor, business manager/advisor, director or any of their affiliates, unless a majority of our disinterested directors, including a majority of our disinterested independent directors, approves the transaction as fair, competitive and commercially reasonable and no less favorable to us than loans between unaffiliated parties under the same circumstances.
- INVESTMENTS. We will not invest in joint ventures with our sponsor, business manager/advisor, directors or any of their affiliates, unless a majority of our disinterested directors, including a majority of our disinterested independent directors, approves the transaction as fair and reasonable to us and on substantially the same terms and conditions as those received by the other joint ventures. Neither can we invest in equity securities unless a majority of our disinterested directors, including a majority of our disinterested independent directors, approves the transaction as being fair, competitive and commercially reasonable.
- OTHER TRANSACTIONS. All other transactions between us and our sponsor, business manager/advisor, directors or any of their affiliates, require approval by a majority of our disinterested directors, including a majority of our disinterested independent directors, as being fair and reasonable and on terms and conditions not less favorable to us than those available from unaffiliated third parties.

342

RESTRICTIONS ON BORROWING

We may not incur indebtedness to enable us to make distributions except as necessary to satisfy the requirement to distribute at least the percentage of our REIT taxable income required for annual distribution of dividends by the Internal Revenue Code of 1986, or otherwise as necessary or advisable to ensure that we maintain our qualification as a REIT for federal income tax purposes. Our aggregate borrowings, secured and unsecured, will be reasonable in relation to our net assets and will be reviewed by our board at least quarterly. We anticipate that, in general, aggregate borrowings secured by all our properties will not exceed 55% of their combined fair market value. This anticipated amount of leverage will be achieved over time. Our articles of incorporation provide that the aggregate amount of borrowing in relation to our net assets will, in the absence of a satisfactory showing that a higher level of borrowing is appropriate, not exceed 300% of net assets. Any excess in borrowing over such

Edgar Filing: INLAND WESTERN RETAIL REAL ESTATE TRUST INC - Form POS AM

300% of net assets level will be:

approved by a majority of our independent directors;

- disclosed to our stockholders in our next quarterly report to them, along with justification for such excess; and
- subject to approval of our stockholders.

See "Investment Objectives and Policies -- Borrowing."

RESTRICTIONS ON INVESTMENTS

The investment policies set forth in our articles of incorporation have been approved by a majority of independent directors. Our articles of incorporation prohibit our investments in:

- any foreign currency or bullion;
- short sales; and
- any security in any entity holding investments or engaging in activities prohibited by our articles of incorporation.

In addition to other investment restrictions imposed by our directors from time to time consistent with our objective to qualify as a REIT, we will observe the following restrictions on our investments as set forth in our articles of incorporation:

- (1) Not more than 10% of our total assets will be invested in unimproved real property or mortgage loans on unimproved real property. For purposes of this paragraph, "unimproved real property" does not include properties acquired for the purpose of producing rental or other operating income, properties under development or construction, and properties under contract for development or in planning for development within one year.
- (2) We will not invest in commodities or commodity future contracts. This limitation does not apply to interest rate futures when used solely for hedging purposes.
- (3) We will not invest in contracts for the sale of real estate.

343

- (4) We will not invest in or make mortgage loans unless we obtain an appraisal of the underlying property. Mortgage indebtedness on any property will not exceed the property's appraised value. In cases in which the majority of independent directors so determine, and in all cases in which the mortgage loan involves our business manager/advisor, sponsor, directors or their affiliates, we must obtain the appraisal from an independent expert. We will keep the appraisal in our records for at least five years, where it will be available for inspection and duplication by any stockholder. In addition to the appraisal, we will also obtain a mortgagee's or owner's title insurance policy or commitment as to the priority of the mortgage or condition of the title. We will not invest in real estate contracts of sale otherwise known as land sale contracts.
- (5) We will not make or invest in mortgage loans, including construction loans, on any one property if the aggregate amount of all outstanding

mortgage loans outstanding on the property, including our loans, would exceed an amount equal to 85% of the appraised value of the property. However, if there is substantial justification due to other underwriting criteria and provided that loans would not exceed the appraised value of the property at the date of the loans, we could invest in mortgage loans that exceed 85% of the appraised value of the property. The aggregate amount of all mortgage loans outstanding on the property, including the loans of the REIT, shall include all interest (excluding contingent participation in income and/or appreciation in value of the mortgaged property), the current payment of which may be deferred pursuant to the terms of such loans, to the extent that deferred interest on each loan exceeds 5% per annum of the principal balance of the loan.

- (6) We will not make or invest in any mortgage loans that are subordinate to any mortgage or equity interest of the business manager/advisor, the sponsor, any director or their affiliates.
- (7) We will not invest in equity securities unless a majority of our disinterested directors, including a majority of our disinterested independent directors, approves the transaction as being fair, competitive and commercially reasonable. Investments in entities affiliated with our business manager/advisor, the sponsor, any director or their affiliates are subject to the restrictions on joint venture investments. Notwithstanding these restrictions, we may purchase our own securities when traded on a national securities exchange or market if a majority of our directors, including a majority of our independent directors, determines the purchase to be in our best interests.
- (8) We will not engage in any short sale nor will we borrow on an unsecured basis if the borrowing will result in an asset coverage of less than 300%.
- (9) To the extent we invest in properties, a majority of the directors, including a majority of the independent directors, will approve the consideration paid for such properties based on the fair market value of the properties. If a majority of independent directors so determines, the fair market value will be determined by a qualified independent real estate appraiser selected by our independent directors. If any property is acquired from our sponsor, our business manager/advisor, any director, or any of their affiliates, the provisions on transactions with affiliates will apply.
- (10) We will not invest in debt that is secured by a mortgage on real property that is subordinate to the lien of other debt, except where the amount of total debt does not exceed 90% of the appraised value of the property. The value of all of these investments

344

may not exceed 25% of our tangible assets. The value of all investments in this debt that does not meet these requirements will be limited to 10% of our tangible assets, which would be included within the 25% limitation.

- (11) We will not engage in trading, as compared with investment, activities.
- (12) We will not engage in underwriting activities, or distribute as agent, securities issued by others.

- (13) We will not acquire securities in any entity holding investments or engaging in activities prohibited by the restrictions on investments set forth in the foregoing clauses (1) through (12). Temporary investments in cash may be in such entities.

Our independent directors will review our investment policies at least annually to determine whether our policies that we are following are in the best interests of our stockholders. Subject to the above restrictions and so long as we qualify as a REIT, a majority of our directors, including a majority of our independent directors, may alter the investment policies if they determine that a change is in our best interests.

[THE BALANCE OF THIS PAGE IS INTENTIONALLY LEFT BLANK]

345

FEDERAL INCOME TAX CONSIDERATIONS

We intend to qualify as a REIT under the applicable provisions of the Internal Revenue Code of 1986, as amended, and the Treasury regulations promulgated thereunder and receive the beneficial federal income tax treatment described below. However, we cannot assure you that we will meet the applicable requirements under federal income tax laws, which are highly technical and complex. The following discusses the applicable requirements under federal income tax laws, the federal income tax consequences to maintaining REIT status and the material federal income tax consequences to you. Duane Morris LLP has acted and will act as our tax counsel in connection with our election to be taxed as a REIT, and has rendered the opinion set forth below. Some of the federal income tax implications of your investment are set forth in the "--Federal Income Taxation of Stockholders" section below. We, however, urge you to consult your tax advisor with respect to the federal, state, local, foreign and other tax consequences of the purchase, ownership and disposition of common shares which may be particular to your tax situation.

In brief, a corporation that invests primarily in real estate can, if it complies with the provisions in Sections 856-860 of the Internal Revenue Code, qualify as a REIT and claim federal income tax deductions for the dividends it pays to its stockholders. Such a corporation generally is not taxed on its net income that is currently distributed to its shareholders. This treatment substantially eliminates the "double taxation" that a corporation and its shareholders generally bear together. However, as discussed in greater detail below, a corporation could be subject to federal income tax in some circumstances even if it qualifies as a REIT, and would likely suffer adverse consequences, including reduced cash available for distribution to its stockholders, if it failed to qualify as a REIT. We intend to operate in a manner that permits us to elect REIT status for the taxable year ending December 31, 2003, and to maintain this status in each taxable year thereafter, so long as REIT status remains advantageous.

Duane Morris LLP is of the opinion, assuming that the actions described in this section are completed on a timely basis and we timely file the requisite elections, that we have been organized in conformity with the requirements for qualification as a REIT beginning with our taxable year ending December 31, 2003, and our proposed method of operation (as described in this prospectus) will enable us to satisfy the applicable requirements under federal income tax laws for qualification as a REIT. This opinion has been filed as an exhibit to the registration statement of which this prospectus is a part, and is based and conditioned, in part, on various assumptions made by Duane Morris LLP and representations made to Duane Morris LLP by us and the business manager/advisor as to factual matters. Our qualification and federal income tax treatment as a

Edgar Filing: INLAND WESTERN RETAIL REAL ESTATE TRUST INC - Form POS AM

REIT depends upon our ability to meet, through operation of the properties we acquire and our investment in other assets, the applicable requirements under federal income tax laws. Duane Morris LLP has not reviewed, and will not in the future review, these operating results for compliance with the applicable requirements under federal income tax laws. Therefore, we cannot assure you that our actual operating results will allow us to satisfy the applicable requirements under federal income tax laws in any taxable year. In addition, this opinion represents Duane Morris LLP's legal judgment and is not binding on the Internal Revenue Service.

FEDERAL INCOME TAXATION AS A REIT

GENERAL. In any year in which we qualify as a REIT and have a valid election in place, we will claim deductions for the dividends we pay to the stockholders, and therefore will not be subject to federal income tax on that portion of our REIT Taxable Income as defined Section 857(b)(2) of the Internal Revenue Code or REIT capital gain which is distributed to our stockholders. We will, however, be subject to federal income tax at normal corporate rates on any REIT Taxable Income or capital gain not distributed.

346

Although we can eliminate or substantially reduce our federal income tax liability by maintaining our REIT status and paying sufficient dividends, we could be subject to federal income tax on certain items of income. If we fail to satisfy either the 95% Gross Income Test or the 75% Gross Income Test (each of which is described below), yet maintain our REIT status by meeting other requirements, we will be subject to a penalty tax based on the amount of income which caused us to fail these tests, as described below. We will also be subject to a 100% federal income tax on the net income from any "prohibited transaction," as described below. In addition, in order to retain our REIT status, we generally must distribute annually at least 90% of our REIT Taxable Income for such year. While we are not required to distribute REIT net capital gain income for any year in order to retain our REIT status, we will pay tax on such income to the extent we do not distribute it in such year. We may also be subject to the corporate alternative minimum tax. Additionally, we will be subject to federal income tax at the highest corporate rate on certain "nonqualifying" income from foreclosure property. In general, foreclosure property consists of property acquired (by foreclosure or otherwise) in connection with the default of a loan secured by such property.

REIT QUALIFICATION TESTS. The Code defines a REIT as a corporation, trust or association:

- that is managed by one or more trustees or directors;
- the beneficial ownership of which is evidenced by transferable shares or by transferable certificates of beneficial interest;
- that would be taxable as a domestic corporation but for its status as a REIT;
- that is neither a financial institution nor an insurance company;
- the beneficial ownership of which is held by 100 or more persons on at least 335 days in each full taxable year, proportionately adjusted for a partial taxable year;
- generally in which, at any time during the last half of each taxable year, no more than 50% in value of the outstanding stock is owned, directly, or indirectly, by five or fewer individuals or certain entities; and
- that meets the gross income, asset and annual distribution requirements, described in greater detail below.

The first four and last conditions must be met during each taxable year for

Edgar Filing: INLAND WESTERN RETAIL REAL ESTATE TRUST INC - Form POS AM

which REIT status is sought, while the other two conditions do not have to be met until after the first taxable year for which a REIT election is made.

Although the 25% Asset Test (as defined below) generally prevents a REIT from owning more than 10% of the voting stock of an entity other than another REIT, the Internal Revenue Code provides an exception for ownership of voting stock in a "qualified REIT subsidiary." A qualified REIT subsidiary is a corporation that is wholly owned by a REIT throughout its existence. For purposes of the 25% Asset Test and the Gross Income Tests described below, all assets, liabilities and tax attributes of a qualified REIT subsidiary are treated as owned by the REIT. A qualified REIT subsidiary is not subject to federal income tax, but may be subject to state or local tax. We may hold investments through qualified REIT subsidiaries.

We, in satisfying the general tests described above, must meet, among others, the following requirements:

SHARE OWNERSHIP TESTS. The common stock and any other stock we issue must be held by a minimum of 100 persons (determined without attribution to the owners of any entity owning our stock) for at least 335 days in each full taxable year, proportionately adjusted for partial taxable years. In addition, at all times during the second half of each taxable year, no more than 50% in value of our stock may be owned, directly or indirectly, by five or fewer individuals (determined with attribution to the

347

owners of any entity owning our stock). However, these two requirements do not apply until after the first taxable year an entity elects REIT status. In addition, our articles of incorporation contain provisions restricting the transfer of our stock, which provisions are intended to assist us in satisfying both requirements. Furthermore, the distribution reinvestment program contains provisions that prevent it from causing a violation of these tests as do the terms of the options granted to the independent directors and the warrants issuable to the dealer manager and soliciting dealers. Pursuant to the applicable requirements under federal income tax laws, we will maintain records which disclose the actual ownership of the outstanding stock, and demand written statements each year from the record holders of specified percentages of the stock disclosing the beneficial owners. Those stockholders failing or refusing to comply with our written demand are required by the Internal Revenue Code and our articles of incorporation to submit, with their tax returns, a similar statement disclosing the actual ownership of stock and certain other information. See "Description of Securities--Restrictions on ownership and transfer."

ASSET TESTS. We must satisfy, at the close of each calendar quarter of the taxable year, two tests based on the composition of our assets. After initially meeting the Asset Tests at the close of any quarter, we will not lose our status as a REIT for failure to satisfy the Asset Tests at the end of a later quarter solely due to changes in value of our assets. In addition, if the failure to satisfy the Asset Tests results from an acquisition during a quarter, the failure can be cured by disposing of nonqualifying assets within 30 days after the close of that quarter. We intend to maintain adequate records of the value of our assets to insure compliance with these tests, and will act within 30 days after the close of any quarter as may be required to cure any noncompliance.

75% ASSET TEST. At least 75% of the value of our assets must be represented by "real estate assets," cash, cash items (including receivables) and government securities. Real estate assets include (i) real property (including interests in real property and interests in mortgages on real property), (ii) shares in other qualifying REITs, and (iii) any property (not otherwise a real estate asset)

attributable to the temporary investment of "new capital" in stock or a debt instrument, but only for the one-year period beginning on the date we received the new capital. Property will qualify as being attributable to the temporary investment of new capital if the money used to purchase the stock or debt instrument is received by us in exchange for our stock (other than amounts received pursuant to our distribution reinvestment program) or in a public offering of debt obligations that have a maturity of at least five years. Additionally, regular and residual interests in a real estate mortgage investment conduit, known as a REMIC, and regular interests in a financial asset securitization trust, known as a FASIT, are considered real estate assets. However, if less than 95% of the assets of a REMIC or FASIT are real estate assets, we will be treated as holding a proportionate share of the assets and income of the REMIC or FASIT directly.

When we purchase new real estate properties, we intend that the purchase contracts will apportion no more than 5% of the purchase price of any property to property other than "real property," as defined in the Code. In addition, we intend to invest funds not used to acquire properties in cash sources, "new capital" investments or other liquid investments which will allow us to qualify under the 75% Asset Test. Therefore, our investment in the real properties will constitute "real estate assets" and should allow us to meet the 75% Asset Test.

25% ASSET TEST. The remaining 25% of our assets may generally be invested subject to the following restrictions: If we invest in any securities that do not qualify under the 75% Asset Test, such securities may not exceed either (i) 5% of the value of our assets as to any one issuer; or (ii) 10% of the outstanding securities by vote or value of any one issuer.

Modifications apply to the 25% Asset Test for qualified REIT subsidiaries and taxable REIT subsidiaries. As discussed above, the stock of a "qualified REIT subsidiary" is not counted for purposes

348

of the 25% Asset Test. A qualified REIT subsidiary is a corporation that is wholly owned by a REIT throughout the subsidiary's existence. All assets, liabilities and tax attributes of a qualified REIT subsidiary are treated as belonging to the REIT. A qualified REIT subsidiary is not subject to federal income tax, but may be subject to state or local tax. We may hold investments through qualified REIT subsidiaries.

Additionally, for purposes of the 25% Asset Test, securities of a taxable REIT subsidiary are excepted from the 10% vote and value limitations on a REIT's ownership of securities of a single issuer. However, no more than 20% of the value of a REIT may be represented by securities of one or more taxable REIT subsidiaries. A taxable REIT subsidiary is a corporation (other than another REIT) that is owned in whole or in part by a REIT, and joins in an election with the REIT to be classified as a taxable REIT subsidiary. Corporations that directly or indirectly operate or manage lodging or health care facilities cannot be taxable REIT subsidiaries. A corporation that is 35% owned by a taxable REIT subsidiary will also be treated as a taxable REIT subsidiary. A taxable REIT subsidiary may not be a qualified REIT subsidiary, and vice versa. As described below regarding the 75% Gross Income Test, a taxable REIT subsidiary is utilized in much the same way an independent contractor is used to provide certain types of services without causing the REIT to receive or accrue certain types of non-qualifying income. In addition to utilizing independent contractors to provide certain services in connection with the operation of our properties, we may also utilize taxable REIT subsidiaries to carry out these functions.

We intend to invest funds not otherwise invested in properties in cash

Edgar Filing: INLAND WESTERN RETAIL REAL ESTATE TRUST INC - Form POS AM

sources and other liquid investments in a manner which will enable us to satisfy the 25% Asset Test.

GROSS INCOME TESTS. We must satisfy for each calendar year two separate tests based on the composition of our gross income, as defined under our method of accounting.

THE 75% GROSS INCOME TEST. At least 75% of our gross income for the taxable year must result from (i) rents from real property, (ii) interest on obligations secured by mortgages on real property or on interests in real property, (iii) gains from the sale or other disposition of real property (including interests in real property and interests in mortgages on real property) other than property held primarily for sale to customers in the ordinary course of our trade or business, (iv) dividends from other qualifying REITs and gain (other than gain from prohibited transactions) from the sale of shares of other qualifying REITs, (v) other specified investments relating to real property or mortgages thereon, and, (vi) for a limited time, qualified temporary investment income, as defined under the 75% Asset Test. We intend to invest funds not otherwise invested in real properties in cash sources or other liquid investments in a manner that will allow us to qualify under the 75% Gross Income Test.

Income attributable to a lease of real property will generally qualify as "rents from real property" under the 75% Gross Income Test (and the 95% Gross Income Test, described below), subject to the rules discussed below:

- Rent from a particular tenant will not qualify if we, or an owner of 10% or more of our stock, directly or indirectly, owns 10% or more of the voting stock or the total number of shares of all classes of stock in, or 10% or more assets or net profits of, the tenant.
- The portion of rent attributable to personal property rented in connection with real property will not qualify, unless the portion attributable to personal property is 15% or less of the total rent received under, or in connection with, the lease.
- Generally, rent will not qualify if it is based in whole, or in part, on the income or profits of any person from the underlying property. However, rent will not fail to qualify if it is based on a fixed percentage (or designated varying percentages) of receipts or sales, including amounts above a base amount so long as the base amount is fixed at the time

349

the lease is entered into, the provisions are in accordance with normal business practice and the arrangement is not an indirect method for basing rent on income or profits.

- Rental income will not qualify if we furnish or render services to tenants or manage or operate the underlying property, other than through a permissible "independent contractor" from whom we derive no revenue, or through a taxable REIT subsidiary. This requirement, however, does not apply to the extent that the services, management or operations we provide are "usually or customarily rendered" in connection with the rental of space, and are not otherwise considered "rendered to the occupant."

With respect to the "usual or customarily rendered" rule, our tenants will receive some services in connection with their leases to the real properties. We believe that the services to be provided are usually or customarily rendered in connection with the rental of the properties, and, therefore, that providing these services will not cause the rents we receive with respect to the

Edgar Filing: INLAND WESTERN RETAIL REAL ESTATE TRUST INC - Form POS AM

properties to fail to qualify as rents from real property for purposes of the 75% Gross Income Test (and the 95% Gross Income Test, described below). The board of directors intends to hire qualifying independent contractors or to utilize taxable REIT subsidiaries to render services which it believes, after consultation with Duane Morris LLP, are not usually or customarily rendered in connection with the rental of space.

THE 95% GROSS INCOME TEST. In addition to deriving 75% of our gross income from the sources listed above, at least 95% of our gross income (excluding gross income from prohibited transactions) for the taxable year must be derived from (i) sources which satisfy the 75% Gross Income Test, (ii) dividends, (iii) interest, or (iv) gain from the sale or disposition of stock or other securities that are not assets held primarily for sale to customers in the ordinary course of our trade or business. It is important to note that dividends and interest on obligations not collateralized by an interest in real property qualify under the 95% Gross Income Test, but not under the 75% Gross Income Test. We intend to invest funds not otherwise invested in properties in cash sources or other liquid investments which will allow us to qualify under the 95% Gross Income Test. Our share of income from the properties will primarily give rise to rental income and gains on sales of the properties, substantially all of which will generally qualify under the 75% gross income and 95% Gross Income Tests. Our anticipated operations indicate that it is likely that we will have little or no nonqualifying income to cause adverse federal income tax consequences.

If we fail to satisfy either the 75% Gross Income Test or the 95% Gross Income Test for any taxable year, we may retain our status as a REIT for such year if we satisfy the Internal Revenue Service that: (i) the failure was due to reasonable cause and not due to willful neglect, (ii) we attach to our return a schedule describing the nature and amount of each item of our gross income, and (iii) any incorrect information on such schedule was not due to fraud with intent to evade federal income tax. If this relief provision is available, we would remain subject to a 100% tax based upon the amount by which we failed the 75% Gross Income Test or the 95% Gross Income Test.

ANNUAL DISTRIBUTION REQUIREMENTS. In addition to the other tests described above, we are required to distribute dividends (other than capital gain dividends) to the stockholders each year in an amount at least equal to the excess of: (1) the sum of: (a) 90% of our REIT Taxable Income (determined without regard to the deduction for dividends paid and by excluding any net capital gain); and (b) 90% of the excess of the net income (after tax) from foreclosure property; less (2) the sum of certain types of items of non-cash income. Whether sufficient amounts have been distributed is based on amounts paid in the taxable year to which they relate, or in the following taxable year if we: (1) declare a dividend before the due date of our tax return (including extensions), (2) distribute the dividend within the 12-month period following the close of the taxable year (and not later than the date of the first regular dividend payment made after such declaration), and (3) file an election with our tax return. Additionally, dividends that we

350

declare in October, November or December in a given year payable to stockholders of record in any such month will be treated as having been paid on December 31 of that year so long as the dividends are actually paid during January of the following year. If we fail to meet the annual distribution requirements as a result of an adjustment to our federal income tax return by the Internal Revenue Service, we may cure the failure by paying a "deficiency dividend" (plus penalties and interest to the Internal Revenue Service) within a specified period.

If we do not distribute all of our net capital gain or distribute at least

Edgar Filing: INLAND WESTERN RETAIL REAL ESTATE TRUST INC - Form POS AM

90%, but less than 100% of our REIT Taxable Income, we will be subject to federal income tax on the undistributed portion. Furthermore, to the extent that we fail to distribute by year end at least the sum of: (1) 85% of our REIT Taxable Income for such year; (2) 95% of our REIT capital gain net income for such year; and (3) any undistributed taxable income from prior years, we would be subject to an excise tax equal to 4% of the difference between the amount required to be distributed under this formula and the amount actually distributed.

We intend to pay sufficient dividends each year to satisfy the annual distribution requirements and avoid federal income tax on net capital gains. It is possible that we may not have sufficient cash or other liquid assets to meet the annual distribution requirements due to tax accounting rules and other timing differences. We will closely monitor the relationship between our REIT Taxable Income and cash flow and, if necessary to comply with the annual distribution requirements, will borrow funds to fully provide the necessary cash flow.

FAILURE TO QUALIFY AS A REIT. If we fail to qualify for federal income tax purposes as a REIT in any taxable year and the relief provisions are not available or cannot be met, we will not be able to deduct our dividends and will be subject to federal income tax (including any applicable alternative minimum tax) on our taxable income at regular corporate rates, thereby reducing cash available for distributions. In such event, all distributions to stockholders (to the extent of our current and accumulated earnings and profits), will be taxable as ordinary income. This "double taxation" results from our failure to qualify as a REIT. Unless entitled to relief under specific statutory provisions, we will not be eligible to elect REIT status for the four taxable years following the year during which qualification was lost.

PROHIBITED TRANSACTIONS. As discussed above, we will be subject to a 100% federal income tax on any net income derived from "prohibited transactions." Net income derived from prohibited transactions arises from the sale or exchange of property held for sale to customers in the ordinary course of our business which is not foreclosure property. There is an exception to this rule for sales of property that:

- is a real estate asset under the 75% Asset Test;
- has been held for at least four years;
- has aggregate expenditures which are includable in the basis of the property not in excess of 30% of the net selling price;
- in certain cases, was held for production of rental income for at least four years;
- when combined with other sales in the year, either does not cause the REIT to have made more than seven sales of property during the taxable year, or occurs in a year when the REIT disposes of less than 10% of its assets (measured by federal income tax basis and ignoring involuntary dispositions and sales of foreclosure property); and
- in certain cases, substantially all of the marketing and development expenditures were made through an independent contractor.

Although we may eventually sell some or all of our properties, our primary intention in acquiring and operating the properties is the production of rental income and we do not expect to hold any property for sale to customers in the ordinary course of our business.

AMERICAN JOBS CREATION ACT OF 2004. The recently enacted American Jobs Creation Act of 2004, or the 2004 Act, which, except as described below, is

Edgar Filing: INLAND WESTERN RETAIL REAL ESTATE TRUST INC - Form POS AM

effective for tax years beginning in 2005, contains a number of relief provisions applicable to REITs.

First, the 2004 Act expands significantly the number and nature of securities that are no longer subject to testing under a 10% value test. The 10% value test will not apply to (a) any loan made to an individual or an estate, (b) certain rental agreements in which one or more payments are to be made in subsequent years (other than agreements between a REIT and certain persons related to the REIT), (c) any obligation to pay rents from real property, (d) securities issued by governmental entities that are not dependent in whole or in part on the profits of (or payments made by) a non-governmental entity, and (e) any security issued by another REIT. The 2004 Act also modifies the definition of "straight debt" effective for taxable years beginning after December 31, 2000, to provide that certain contingency features do not result in an obligation failing to qualify as straight debt. The 2004 Act does, however, limit the definition of "straight debt" by providing that no securities issued by a corporation or partnership shall qualify as straight debt if the REIT (or a "taxable REIT subsidiary" in which the REIT owns a greater than 50% interest, as measured by vote or value) owns non-straight debt securities of such issuer that represent more than 1% of the total value of all securities of such issuer.

Second, the 2004 Act provides that, for taxable years beginning after December 31, 2000, certain debt instruments issued by a partnership that do not qualify as "straight debt" are not subject to testing under the 10% value test to the extent of the REIT's interest as a partner in that partnership. In addition, such debt instruments are excluded from testing under the 10% value test if at least 75% of the partnership's gross income (excluding income from "prohibited transactions") consists of income described in the 75% gross income test discussed above.

Third, the 2004 Act excludes from the 95% REIT income test any income arising from "clearly identified" hedging transactions that are entered into by the REIT, either directly or through certain subsidiary entities, to manage the risk of interest rate movements, price changes, or currency fluctuations with respect to borrowings incurred or to be incurred by the REIT to acquire or carry real estate assets. In general for a hedging transaction to be "clearly identified," (a) the transaction must be identified as a hedging transaction before the end of the day on which it is entered into, and (b) the items or risks being hedged must be identified "substantially contemporaneously" with the hedging transaction, meaning that the identification of the items or risks being hedged must generally occur within 35 days after the date the transaction is entered into.

Fourth, the 2004 Act contains provisions for REITs which own one or more assets that cause a violation of the 5% value and 10% vote or value tests described above. A REIT that fails the 5% value or the 10% vote or value tests is excused if the failure was (a) de minimis (generally, if the value of the assets causing the failure does not exceed the lesser of 1% of the REIT's total assets, and \$10,000,000), and (b) either the REIT disposes of the assets causing the failure within 6 months after the last day of the quarter in which the REIT identifies the failure, or the 5% value or the 10% vote and value tests are otherwise satisfied within that time frame. There is an additional provision pursuant to which a REIT that fails the asset tests in a taxable year may still qualify as a REIT if (a) the REIT provides the IRS with a description of each asset causing the failure, (b) the failure was due to reasonable cause and not willful neglect, (c) the REIT pays a tax equal to the greater of \$50,000 and the highest rate of corporate tax imposed on the net income generated by the assets causing the failure and (d) either the REIT disposes of the assets causing the failure within six months after the last day of the quarter in which the REIT identifies the failure, or otherwise satisfies the asset tests within that time frame.

In addition to the relief provisions described above, the 2004 Act provides that capital gain dividends received by a foreign holder will be treated in the same manner as ordinary income dividends,

352

provided that (1) the capital gain dividends are received with respect to a class of stock that is regularly traded on an established securities market located in the United States and (2) the foreign holder does not own more than 5% of that class of stock at any time during the taxable year in which the capital gain dividends are received.

FEDERAL INCOME TAXATION OF STOCKHOLDERS

TAXATION OF TAXABLE DOMESTIC STOCKHOLDERS. As long as we qualify as a REIT, distributions paid to our domestic stockholders out of current or accumulated earnings and profits (and not designated as capital gain dividends) will be ordinary dividend income. Distributions in excess of current and accumulated earnings and profits are treated first as a tax-deferred return of capital to the stockholder, reducing the stockholder's tax basis in his or her common stock by the amount of such distribution, and then to the extent such a distribution exceeds a stockholder's tax basis, as capital gain. Because earnings and profits are reduced for depreciation and other noncash items, it is possible that a portion of each distribution will constitute a tax-deferred return of capital. Additionally, because distributions in excess of earnings and profits reduce the stockholder's basis in our stock, this will increase the stockholder's gain on any subsequent sale of the stock.

Dividend income is characterized as "portfolio" income under the passive loss rules and cannot be offset by a stockholder's current or suspended passive losses. Corporate stockholders cannot claim the dividends received deduction for such dividends unless we lose our REIT status. Distributions that are designated as capital gain dividends will be taxed as long-term capital gains to the extent they do not exceed our actual net capital gain for the taxable year. However, corporate stockholders may be required to treat up to 20% of some types of capital gain dividends as ordinary income. Although stockholders generally recognize taxable income in the year that a distribution is received, any distribution we declare in October, November or December of any year and is payable to a stockholder of record on a specific date in any such month will be treated as both paid by us and received by the stockholder on December 31 of the year it was declared even if paid by us during January of the following calendar year. Because we are not a pass-through entity for federal income tax purposes, stockholders may not use any of our operating or capital losses to reduce their tax liabilities. We may also decide to retain, rather than distribute, our net long-term capital gains and pay any tax thereon. In this case, stockholders would include their proportionate shares of such gains in income and receive a credit on their returns for their proportionate share of our tax payments.

In general, the sale of common stock held for more than 12 months will produce long-term capital gain or loss. All other sales of common stock generally will produce short-term gain or loss. In each case, the gain or loss is equal to the difference between the amount of cash and fair market value of any property received from the sale and the stockholder's basis in the common stock sold. However, any loss from a sale or exchange of common stock by a stockholder who has held such stock for six months or less will be treated as a long-term capital loss, to the extent of our distributions that the stockholder treated as long-term capital gains.

We will report to our domestic stockholders and to the Internal Revenue

Edgar Filing: INLAND WESTERN RETAIL REAL ESTATE TRUST INC - Form POS AM

Service the amount of dividends paid during each calendar year, and the amount (if any) of federal income tax we withhold. A stockholder may be subject to backup withholding (the current rate of which is 30%) with respect to dividends paid unless such stockholder: (a) is a corporation or comes within other exempt categories; or (b) provides us with a taxpayer identification number, certifies as to no loss of exemption, and otherwise complies with applicable requirements. A stockholder that does not provide us with its correct taxpayer identification number may also be subject to penalties imposed by the Internal Revenue Service. Any amount paid as backup withholding can be credited against the stockholder's federal income tax liability.

353

In addition, we may be required to withhold a portion of distributions made to any stockholders who fail to certify their nonforeign status to us. See "--Taxation of Foreign Stockholders" in this section.

TAXATION OF TAX EXEMPT STOCKHOLDERS. Our distributions to a stockholder that is a tax-exempt entity should not constitute unrelated business taxable income, or UBTI, unless the stockholder borrows funds (or otherwise incurs acquisition indebtedness within the meaning of the Internal Revenue Code) to acquire its common shares, or the common shares are otherwise used in an unrelated trade or business of the tax-exempt entity.

Special rules apply to the ownership of REIT shares by certain tax-exempt pension trusts. If we would fail to satisfy the "five or fewer" share ownership test (discussed above with respect to the Share Ownership tests) because the stock held by tax-exempt pension trusts was viewed as being held by the trusts rather than by their respective beneficiaries, tax-exempt pension trusts owning more than 10% by value of our stock may be required to treat a percentage of our dividends as UBTI. This rule applies if: (1) at least one tax-exempt pension trust owns more than 25% by value of our shares, or (2) one or more tax-exempt pension trusts (each owning more than 10% by value of our shares) hold in the aggregate more than 50% by value of our shares. The percentage treated as UBTI is our gross income (less direct expenses) derived from an unrelated trade or business (determined as if we were a tax-exempt pension trust) divided by our gross income from all sources (less direct expenses). If this percentage is less than 5%, however, none of the dividends will be treated as UBTI. Because of the restrictions in our articles of incorporation of incorporation regarding the ownership concentration of our common stock, we believe that a tax-exempt pension trust should not become subject to these rules. However, because our common shares may be publicly traded, we can give no assurance of this.

Prospective tax-exempt purchasers should consult their own tax advisors as to the applicability of these rules and consequences to their particular circumstances.

TAXATION OF FOREIGN STOCKHOLDERS. The following discussion is intended only as a summary of the rules governing federal income taxation of nonresident alien individuals, foreign corporations, foreign partnerships, and foreign trusts and estates. These rules are quite complex and prospective foreign stockholders should consult with their own tax advisors to determine the impact of federal, state, and local income tax laws including any reporting requirements with respect to their investment in our REIT.

In general, foreign stockholders will be subject to regular U.S. income tax with respect to their investment if such investment is "effectively connected" with the conduct of a trade or business in the U.S. A corporate foreign stockholder that receives (or is deemed to have received) income that is effectively connected with a U.S. trade or business may also be subject to the 30% "branch profits tax" under Code Section 884, which is payable in addition to

Edgar Filing: INLAND WESTERN RETAIL REAL ESTATE TRUST INC - Form POS AM

regular federal corporate income tax. The following discussion applies to foreign stockholders whose investment is not considered "effectively connected."

Generally, any dividend that constitutes ordinary income for federal income tax purposes will be subject to a U.S. tax equal to the lesser of 30% of the gross amount of dividends or the rate in an applicable tax treaty. Generally, a distribution that does not exceed our earnings and profits will be treated as a dividend taxable as ordinary income. A distribution in excess of our earnings and profits is treated first as a nontaxable return of capital that will reduce a foreign stockholder's basis in its common stock (but not below zero) and then as gain from the disposition of such common stock, subject to the rules discussed below for dispositions.

Our distributions that are attributable to gain from the sale or exchange of a "U.S. real property interest" are taxed to a foreign stockholder as if the distributions were gains "effectively connected" with

354

a United States trade or business conducted by such foreign shareholder. As a result, a foreign stockholder will be taxed on these amounts at the capital gain rates applicable to a U.S. stockholder (subject to any applicable alternative minimum tax and a special alternative minimum tax in the case of nonresident alien individuals). In addition, such dividends may also be subject to a 30% branch profits tax when made to a corporate foreign stockholder that is not entitled to treaty exemptions.

We will report to our foreign stockholders and the Internal Revenue Service the amount of dividends paid during each calendar year, and the amount (if any) of federal income tax we withhold. These information reporting requirements apply regardless of whether withholding was reduced or eliminated in any applicable tax treaty. Copies of these information returns may also be made available under the provisions of a specific treaty or agreement with the tax authorities in the country in which the foreign stockholder resides. As discussed below, withholding tax rates of 30% and 35% may apply to distributions on common stock to foreign stockholders.

Although tax treaties may reduce our withholding obligations, we will generally be required to withhold from dividends to foreign stockholders, and remit to the Internal Revenue Service, 35% of any distribution that could be designated as a capital gain dividend (regardless of the amount actually designated as a capital gain dividend) and 30% of ordinary dividends paid out of earnings and profits. In addition, if we designate prior dividends as capital gain dividends, subsequent dividends, up to the amount of such prior dividends, will be treated as capital gain dividends for withholding purposes. The amount of federal income tax withheld is creditable against the foreign stockholder's federal income tax liability, and if the amount of tax we withhold exceeds the U.S. tax liability, the foreign stockholder may file for a refund of such excess from the Internal Revenue Service. (Note that the 35% withholding tax rate on capital gain dividends currently corresponds to the maximum income tax rate applicable to corporations, but is higher than the 20% maximum rate on long-term capital gains of individuals.)

Applicable Treasury regulations provide certain presumptions under which a foreign stockholder would be subject to backup withholding and information reporting until we receive certification from these stockholders of their foreign status. The regulations generally require a foreign stockholder to provide us with federal Form W-8BEN referred to as a Certificate of Foreign Status of Beneficial Owner for United States Tax Withholding, Form W-8ECI referred to as a Certificate of Foreign Person's Claim for Exemption From Withholding on Income Effectively Connected With the Conduct of a Trade or

Edgar Filing: INLAND WESTERN RETAIL REAL ESTATE TRUST INC - Form POS AM

Business in the United States, or Form W-8EXP referred to as a Certificate of Foreign Government or Other Foreign Organization for United States Tax Withholding certifying the foreign stockholder's entitlement to the benefits of any treaty.

Unless the common shares constitute a "U.S. real property interest" under Section 897 of the Internal Revenue Code, gain on a sale of common stock by a foreign stockholder generally will not be subject to U.S. income taxation unless (i) investment in the common stock is effectively connected with the foreign stockholder's U.S. trade or business, in which case, as discussed above, the foreign shareholder would be subject to the federal income tax, or (ii) the foreign stockholder is a nonresident alien individual who was present in the United States for 183 days or more during the taxable year, in which case the nonresident alien individual may be subject to a 30% tax on such gain.

The common shares will not constitute a "U.S. real property interest" if we are a "domestically controlled REIT." A domestically controlled REIT is a REIT, which at all times during the preceding five-year period, had less than 50% in value of its common stock held directly or indirectly by foreign stockholders. We (or, if shorter, the period during which the REIT is in existence) expect to be a domestically controlled REIT, and, therefore, the sale of common stock should not be subject to such taxation for foreign stockholders, except as discussed above. However, because the common shares may be (but are not guaranteed to be) publicly traded, we can not assure you that we will continue to be a

355

domestically controlled REIT. If we do not constitute a domestically controlled REIT, whether a foreign stockholder's gain on the sale of stock is subject to federal income tax as a sale of a U.S. real property interest depends primarily on whether the common shares are "regularly traded" on an established securities market and on the size of the selling stockholder's interest. If the gain on the sale of common shares is subject to federal income tax under these rules, the foreign stockholder would be subject to the same treatment as a U.S. stockholder with respect to the gain (subject to applicable alternative minimum tax and a special alternative minimum tax in the case of nonresident alien individuals). In any event, a purchaser of common stock from a foreign stockholder will not be required to withhold on the purchase price if the purchased shares are "regularly traded" on an established securities market or if we are a domestically controlled REIT. Otherwise, the purchaser of stock may be required to withhold 10% of the purchase price and remit this amount to the Internal Revenue Service.

If the proceeds of a disposition of common stock are paid by or through a U.S. office of a broker-dealer, the payment is generally subject to information reporting and to backup withholding (the current rate of which is 30%) unless the disposing foreign stockholder certifies as to his name, address and non-U.S. status or otherwise establishes an exemption. Generally, U.S. information reporting and backup withholding may not apply to a payment of disposition proceeds if the payment is made outside the U.S. through a foreign office of a foreign broker-dealer. Prospective foreign purchasers should consult their tax advisers concerning these rules.

OTHER TAX CONSIDERATIONS

DISTRIBUTION REINVESTMENT PROGRAM. Stockholders who participate in the distribution reinvestment program will recognize taxable dividend income in the amount they would have received had they elected not to participate, even though they receive no cash. These deemed dividends will be treated as actual dividends

Edgar Filing: INLAND WESTERN RETAIL REAL ESTATE TRUST INC - Form POS AM

from us to the participating stockholders and will retain the character and federal income tax effects applicable to all dividends. See "--Taxation of Stockholders" in this section. Stock received under the program will have a holding period beginning with the day after purchase, and a federal income tax basis equal to its cost, which is the gross amount of the deemed distribution.

STATE AND LOCAL TAXES. We and you may be subject to state or local taxation in various jurisdictions, including those in which we transact business or reside. Our and your state and local tax treatment may not conform to the federal income tax consequences discussed above. Consequently, you should consult your own tax advisors regarding the effect of state and local tax laws on an investment in the common shares.

LEGISLATIVE PROPOSALS. You should recognize that our and your present federal income tax treatment may be modified by legislative, judicial or administrative actions at any time, which may be retroactive in effect. The rules dealing with federal income taxation are constantly under review by Congress, the Internal Revenue Service and the Treasury Department, and statutory changes as well as promulgation of new regulations, revisions to existing statutes, and revised interpretations of established concepts occur frequently. We are not currently aware of any pending legislation that would materially affect our or your taxation as described in this prospectus. You should, however, consult your advisors concerning the status of legislative proposals that may pertain to a purchase of common shares. New legislation exempts certain dividend payments made by certain corporations from federal taxation. We cannot be sure what impact, if any, this or other legislation could have on us or you as a stockholder.

356

ERISA CONSIDERATIONS

The following is a summary of material considerations arising under ERISA, including the prohibited transaction provisions of ERISA, and of Section 4975 of the Internal Revenue Code that may be relevant to a prospective purchaser of the shares where such prospective purchaser is an employee benefit plan, IRA or other tax-exempt entity under the Internal Revenue Code. This discussion does not deal with all aspects of ERISA or Section 4975 of the Internal Revenue Code or, to the extent not preempted, state law that may be relevant to particular employee benefit plan stockholders (including plans subject to Title I of ERISA, other employee benefit plans and IRAs subject to the prohibited transaction provisions of Section 4975 of the Internal Revenue Code, and governmental plans and church plans that are exempt from ERISA and Section 4975 of the Internal Revenue Code but that may be subject to state law and other Internal Revenue Code requirements) in light of their particular circumstances.

A FIDUCIARY MAKING THE DECISION TO INVEST IN SHARES ON BEHALF OF A PROSPECTIVE INVESTOR WHICH IS A PENSION, PROFIT-SHARING, RETIREMENT, IRA OR OTHER EMPLOYEE BENEFIT PLAN IS ADVISED TO CONSULT ITS OWN LEGAL ADVISOR REGARDING THE SPECIFIC CONSIDERATIONS ARISING UNDER ERISA, SECTION 4975 OF THE INTERNAL REVENUE CODE, AND (TO THE EXTENT NOT PREEMPTED) STATE LAW WITH RESPECT TO THE PURCHASE, OWNERSHIP, OR SALE OF SHARES BY SUCH BENEFIT PLAN. BENEFIT PLANS SHOULD ALSO CONSIDER THE ENTIRE DISCUSSION UNDER THE PRECEDING SECTION ENTITLED "FEDERAL INCOME TAX CONSIDERATIONS," AS MATERIAL CONTAINED THEREIN IS RELEVANT TO ANY DECISION BY A BENEFIT PLAN TO PURCHASE THE SHARES.

In considering whether to invest a portion of the assets of a benefit plan in shares, fiduciaries of the benefit plan should consider, among other things, whether the investment:

- will be in accordance with the governing documents of the benefit plan

Edgar Filing: INLAND WESTERN RETAIL REAL ESTATE TRUST INC - Form POS AM

and is authorized and consistent with their fiduciary responsibilities under ERISA;

- will allow the benefit plan to satisfy the diversification requirements of ERISA, if applicable;
- will result in UBTI to the benefit plan (see "Federal Income Tax Considerations -- Taxation of Stockholders -- Taxation of Tax-Exempt Stockholders");
- will be sufficiently liquid for the benefit plan after taking this investment into account; and
- is prudent and in the best interests of the benefit plan, its participants and beneficiaries under ERISA standards.

The fiduciary of an IRA or a benefit plan not subject to Title I of ERISA because it is a governmental or church plan or because it does not cover common law employees should consider that such an IRA or non-ERISA plan may be subject to prohibitions against certain related-party transactions under Section 503 of the Internal Revenue Code, which operate similar to the prohibited transaction rules of ERISA and the Internal Revenue Code. In addition, the fiduciary of any governmental or church plan must consider applicable state or local laws, if any, and the restrictions and duties of common law, if any, imposed upon such plan. We express no opinion on whether an investment in shares is appropriate or permissible for any governmental or church plan under Section 503 of the Internal Revenue Code, or under any state, county, local, or other law respecting such plan.

357

In addition to imposing general fiduciary standards of investment prudence and diversification, ERISA and the corresponding provisions of the Internal Revenue Code prohibit a wide range of transactions involving the assets of the benefit plan and persons who have certain specified relationships to the benefit plan ("parties in interest" under ERISA and "disqualified persons" under the Internal Revenue Code).

Benefit plan fiduciaries may not enter into a prohibited transaction involving "plan assets" and a "party in interest" or "disqualified person" with respect to a plan investor, unless an exemption applies. A prohibited transaction may occur if our assets are deemed to be assets of a benefit plan (i.e., the "look-through rule") which invests in shares and thereafter a "party in interest" or a "disqualified person" deals with the assets in a manner not permitted under ERISA or the Internal Revenue Code. Under such circumstances, any person that exercises authority or control with respect to the management or disposition of benefit plan assets is a benefit plan fiduciary and, therefore, is a "party in interest" and a "disqualified person" capable of participating in a prohibited transaction with the benefit plan. Thus, the actions of an employee of ours in dealing with our assets could, under certain circumstances, cause a benefit plan which invests in the shares to be a participant in a prohibited transaction. While "plan assets" are not defined in ERISA or the Internal Revenue Code, the United States Department of Labor, or the DOL, has issued regulations that provide guidance on the circumstances under which a benefit plan's investment in shares will be subject to the "look-through rule" and thus result in our assets being deemed benefit plan assets. The DOL regulations provide an exception to the "look-through rule" for a benefit plan which invests in a "publicly-offered security." This exception would apply to the shares, if they are part of a class of securities that is "widely-held," "freely-transferable," and either registered under Section 12(b) or 12(g) of the Securities Exchange Act of 1934, or sold to the benefit plan pursuant to an

effective registration statement under the Securities Act of 1933, provided the class of securities of which the security is a part are registered under the Securities Exchange Act of 1934 within 120 days or such longer period as is allowed by the Securities and Exchange Commission after the end of the fiscal year of the issuer during which the offering occurred. The shares are being sold in an offering registered under the Securities Act of 1933 and we represent that the class of securities of which the shares are a part have been registered under the Securities Exchange Act within the applicable time limits.

The DOL regulations indicate that a security is "widely-held" only if it is part of a class of securities that is owned by 100 or more investors independent of the issuer and of one another. A security will not fail to be "widely-held" because the number of independent investors falls below 100 subsequent to the initial offering as a result of events beyond the issuer's control. We expect (although no assurances can be given) that the shares will be held by over 100 independent investors and, therefore, should be considered "widely-held."

The DOL regulations further provide that whether a security is "freely-transferable" is a factual question to be determined on the basis of all relevant facts and circumstances. The DOL regulations state that generally, when a security is part of an offering in which the minimum investment is \$10,000 or less, as is the case with this offering, certain restrictions ordinarily will not, alone or in combination, affect the determination of the finding that such securities are "freely-transferable." One such example under the DOL regulations is that a restriction or prohibition against a transfer or assignment which would result in a termination or reclassification of an entity for federal or state income tax purposes will not affect the determination of whether securities are "freely transferable." We believe that the ownership limits imposed under our charter of incorporation on the transfer of the shares are designed to prevent violations of the five or fewer requirement of federal income tax laws (which would cause a termination of REIT status for tax purposes) or are otherwise permitted under the DOL regulations and, therefore, will not cause the shares to not be "freely-transferable."

358

The DOL regulations are interpretive in nature and, therefore, no assurance can be given that the DOL and the United States Department of the Treasury will not conclude that the shares are not "freely-transferable," or not "widely-held." However, we believe that the shares are "publicly offered securities" for purposes of the DOL regulations and that:

- our assets will not be deemed to be "plan assets" of any benefit plan that invests in the shares; and
- any person who exercises authority or control with respect to our assets should not be treated as a benefit plan fiduciary of any benefit plan that invests in the shares, for purposes of the prohibited transaction rules of ERISA and Section 4975 of the Internal Revenue Code.

In addition, a prohibited transaction may also occur under ERISA or the Internal Revenue Code where there are circumstances indicating that:

- investment in the shares is made or retained for the purposes of avoiding application of the fiduciary standards of ERISA;
- the investment in the REIT constitutes an arrangement under which it is expected that the REIT will engage in transactions which would otherwise be prohibited if entered into directly by the benefit plan purchasing the shares;

- the investing benefit plan, by itself, has the authority or influence to cause the REIT to engage in such transactions; or
- the person who is prohibited from transacting with the investing benefit plan may, but only with the aid of its affiliates and the investing benefit plan, cause the REIT to engage in such transactions with such person.

In any event, a fiduciary or other person investing "plan assets" of any benefit plan should not purchase shares if we or any of our affiliates either:

- have investment discretion with respect to the investment of such assets; or
- have authority or responsibility to give or regularly gives investment advice with respect to such assets, for a fee, pursuant to an agreement or understanding that such advice will serve as a primary basis for investment decisions with respect to such assets and that such advice will be based on the particular investment needs of such benefit plan.

Unless an exemption is available for an employer maintaining or contributing to such benefit plans, any such purchase might result in a non-exempt prohibited transaction under ERISA or Section 4975 of the Internal Revenue Code.

See "Risk Factors -- Employee Benefit Plan Risks -- Annual Statement of Value is an Estimate" for an explanation of the annual statement of value we will provide stockholders subject to ERISA.

359

PLAN OF DISTRIBUTION

GENERAL

Of the 270,000,000 shares of our common stock offered by this prospectus, we are offering:

- up to 250,000,000 shares at a purchase price of \$10.00 per share through Inland Securities Corporation, the managing dealer, to the public on a best-efforts basis. Our managing dealer is one of our affiliates. A "best-efforts" basis means that neither the managing dealer nor the soliciting dealers are under any obligation to purchase any of the shares being offered. Therefore, no specified number of shares are guaranteed to be sold and no specified amount of money is guaranteed to be raised from this offering.
- up to 20,000,000 shares at a purchase price of \$9.50 per share for issuance through our distribution reinvestment program which will provide you with an opportunity to purchase additional shares of our common stock at a reduced rate by reinvesting your distributions.

The offering price of our stock is subjective and was determined by our board of directors. Our board of directors determined the offering price based on the offering price in our initial public offering, the offering price of earlier REITs organized by our sponsor, the range of offering prices of other REITs that do not have a public trading market and the recommendation of the managing dealer based on its consultations with likely soliciting dealers. This offering will commence as of the date of this

Edgar Filing: INLAND WESTERN RETAIL REAL ESTATE TRUST INC - Form POS AM

prospectus. The offering will terminate on or before, December [.] , 2005, unless we elect to extend it to a date no later than December [.] , 2006 in states that permit an extension. We reserve the right to terminate this offering at any time.

Our dealer manager is a wholly owned subsidiary of our sponsor, Inland Real Estate Investment Corporation. Our dealer manager was also the dealer manager for the offerings for Inland Real Estate Corporation and Inland Retail Real Estate Trust, Inc. Inland Real Estate Corporation raised approximately \$696,827,000 in its offerings. Inland Retail Real Estate Trust, Inc. raised approximately \$2,262,000,000 in its offerings.

Our sponsor is an affiliate of our dealer manager.

ESCROW CONDITIONS

If you are qualified to participate in this offering, the proceeds from your subscription will be deposited in a segregated escrow account with the escrow agent, LaSalle Bank National Association, 120 South LaSalle Street, Chicago, Illinois, and will be held in trust for your benefit, pending release to us. Your investment will not be commingled with any other funds.

We will accept or reject subscriptions within 10 days after our receipt of a fully completed copy of the subscription agreement and payment for the number of shares of common stock subscribed for. You will not be entitled to interest earned on our funds or to receive interest on your investment.

The escrow agreement provides that the escrow agent will be appointed as an investment manager by a named fiduciary of any ERISA plan that is providing money to the escrow. The escrow agreement among us, the managing dealer, and the escrow agent also provides (1) that until all the conditions precedent for transferring the monies held in escrow are met, the escrow property may be considered plan assets under ERISA and the escrow holder shall act as a fiduciary to any benefit plan with respect to those assets, and (2) that the property will be returned to the benefit plan if the conditions precedent are not met in a reasonable period of time.

360

SUBSCRIPTION PROCESS

We are offering up to 250,000,000 shares of our common stock to the public through the managing dealer and the soliciting dealers. The agreement between our managing dealer and the soliciting dealers requires the soliciting dealers to make diligent inquiries of you in order to determine whether a purchase of our common stock is suitable for you, and to transmit promptly to us the completed subscription documentation and any supporting documentation we may reasonably require.

The managing dealer or a soliciting dealer is also required to deliver to you a copy of this prospectus and its appendices. We plan to make this prospectus and the appendices available electronically to the managing dealer and the soliciting dealers, as well as to provide them paper copies. As a result, if the managing dealer or a soliciting dealer chooses, with your prior consent, it may provide you with the option of receiving this prospectus and the appendices electronically. In any case, however, you may always receive a paper copy upon request. For at least six years, we shall maintain records of the information we have to determine that an investment in our shares is suitable and appropriate for a stockholder.

Our common stock is being sold as subscriptions for the common stock are

Edgar Filing: INLAND WESTERN RETAIL REAL ESTATE TRUST INC - Form POS AM

received and accepted by us, subject to the satisfaction by us of the conditions described in the section immediately above. We have the unconditional right to accept or reject your subscription within 10 days after our receipt of a fully completed copy of the subscription agreement and payment for the number of shares of common stock subscribed for. If we accept your subscription, a confirmation will be mailed to you not more than three business days after our acceptance. No sale of our common stock may be completed until at least five business days after the date you receive this prospectus and, if required by state regulatory authorities, a copy of our organizational documents. If for any reason your subscription is rejected, your funds and your subscription agreement will be returned to you, without interest or deduction, within 10 days after receipt.

We no longer issue paper stock certificates for all subscriptions for common stock accepted by us. We also are responsible for all stock books and records and serve as our own stock transfer agent, processing stock transfers. We are currently moving to a "book entry" system for our stock records. Under a book entry system, we would no longer issue paper stock certificates. Using this system would eliminate the need for safekeeping by you to protect against loss, theft or destruction of stock certificates. We are currently interviewing firms to serve as our stock transfer agent. When we hire a third party stock transfer agent, we may need to modify our distribution reinvestment program and some of our other stock holding processes. For example, it is likely that we will no longer issue fractional shares. Further, it is likely we will ask all stockholders to remit currently outstanding stock certificates so that they may be held in book entry form. In order to transition into the book entry form, effective October 1, 2004 we stopped issuing stock certificates for new subscriptions or for shares earned through participation in the distribution reinvestment program. All shares issued in this offering will be held in book entry form.

REPRESENTATIONS AND WARRANTIES IN THE SUBSCRIPTION AGREEMENT

The subscription agreement requires you to make the following factual representations:

- Your tax identification number set forth in the subscription agreement is accurate and you are not subject to backup withholding;
- You received a copy of this prospectus not less than five business days prior to signing the subscription agreement (unless your state requires otherwise);

361

- You meet the minimum income, net worth and any other applicable suitability standards established for you, as described in "Who May Invest," which appears earlier in this prospectus;
- You are purchasing our common stock for your own account; and
- You acknowledge that our common stock cannot be readily sold.

Each of the above representations is included in the subscription agreement in order to help satisfy our responsibility to make every reasonable effort to determine that the purchase of our common stock is a suitable and appropriate investment for you and that appropriate income tax reporting information is obtained. We will not sell any common stock to you unless you are able to make the above factual representations by executing the subscription agreement.

By executing the subscription agreement, you will not be waiving any rights

Edgar Filing: INLAND WESTERN RETAIL REAL ESTATE TRUST INC - Form POS AM

under the federal securities laws.

DETERMINATION OF YOUR SUITABILITY AS AN INVESTOR

We, our managing dealer, each soliciting dealer and our sponsor will make reasonable efforts to determine that you satisfy the suitability standards set forth herein and that an investment in our common stock is an appropriate investment for you. The soliciting dealers must determine whether you can reasonably benefit from this investment. In making this determination, the soliciting dealers will consider whether:

- you have the capability of understanding fundamental aspects of our business based on your employment experience, education, access to advice from qualified sources such as attorneys, accountants and tax advisors and prior experience with investments of a similar nature;
- you have an apparent understanding of:
 - the fundamental risks and possible financial hazards of this type of investment;
 - that the shares cannot be readily sold;
 - the role of our business manager/advisor in directing or managing your investment in us; and
 - the tax consequences of your investment; and
- you have the financial capability to invest in our common stock.

By executing the subscription agreement, each soliciting dealer acknowledges its determination that our common stock is a suitable investment for you. Each soliciting dealer is required to represent and warrant that it has complied with all applicable laws in determining the suitability of our common stock as an investment for you. We and our affiliates will coordinate the processes and procedures used by the managing dealer and the soliciting dealers and, where necessary, implement additional reviews and procedures to determine that you meet the suitability standards set forth in this prospectus.

362

COMPENSATION WE WILL PAY FOR THE SALE OF OUR SHARES

Except for the special sales described later in this section, we will pay the managing dealer cash selling commissions of 7.5% on all of the up to 250,000,000 shares of common stock sold on a best-efforts basis. Of this 7.5% selling commissions, the managing dealer will reallow up to 7% to soliciting dealers as compensation for their services in soliciting and obtaining subscriptions from you and other investors. Except for the special sales described later in this section, we will pay an additional 2.5% of the gross proceeds from this offering to the managing dealer as a marketing allowance in lieu of reimbursement of expenses associated with marketing, and we may reimburse the managing dealer for its bona fide due diligence expenses and for those of the soliciting dealers. The maximum reimbursement, however, will not exceed 0.5% of the gross proceeds from the up to 250,000,000 shares sold. The managing dealer may, at its discretion, retain or give all or any portion of the marketing allowance and due diligence expense allowance to soliciting dealers. Generally, the managing dealer will not give any portion of the marketing allowance to soliciting dealers unless they have a prescribed minimum annual sales volume of our common stock. Marketing and due diligence costs paid by the managing dealer on behalf of, or to, the soliciting dealers will be deducted

Edgar Filing: INLAND WESTERN RETAIL REAL ESTATE TRUST INC - Form POS AM

from any marketing allowance or due diligence expense allowance otherwise payable to the soliciting dealers.

The following table shows the compensation payable to our dealer manager.

| Type of Compensation | Amount | Estimated Maximum |
|-------------------------|-----------------------------------|-------------------|
| Selling commissions | 7.5% of sale price for each share | \$ 187,500,000 |
| Marketing allowance | 2.5% of gross offering proceeds | \$ 62,500,000 |
| Due diligence allowance | 0.5% of gross offering proceeds | \$ 12,500,000 |

We will not pay selling commissions, marketing allowances or due diligence expense allowances in connection with the following special sales:

- the sale of common stock in connection with the performance of services to our employees, directors and associates and our affiliates, our business manager/advisor, affiliates of our business manager/advisor, the managing dealer or their respective officers and employees and some of their affiliates; and
- the purchase of common stock under the distribution reinvestment program.
- No selling commissions will be paid in connection with the following special sales:
- the sale of our common stock to one or more soliciting dealers and to their respective officers and employees and some of their respective affiliates who request and are entitled to purchase common stock net of selling commissions;
- the sale of common stock to investors whose contracts for investment advisory and related brokerage services include a fixed or "wrap" fee feature; and
- the common stock credited to an investor as a result of a volume discount.

It is illegal for us to pay or award any commissions or other compensation to any person engaged by you for investment advice as an inducement to such advisor to advise you to purchase our common

363

stock; however, nothing herein will prohibit a registered broker dealer or other properly licensed person from earning a sales commission in connection with a sale of the common stock.

We will not pay any registered investment advisory fees in connection with any purchase by you of our common stock, although you may elect to have your registered investment advisory fees deducted from your account with us and paid directly to your registered investment advisor. See "How to Subscribe."

VOLUME DISCOUNTS

Edgar Filing: INLAND WESTERN RETAIL REAL ESTATE TRUST INC - Form POS AM

Investors making an initial purchase of at least \$250,010 of common stock (25,001 shares) through the same soliciting dealer will receive a reduction of the reallowable 7.0% selling commission payable in connection with the purchase of those shares in accordance with the following schedule:

AMOUNT OF PURCHASER'S INVESTMENT

| AMOUNT OF SELLING VOLUME DISCOUNT | FROM | TO | MAXIMUM COMMISSION PER SHARE |
|--------------------------------------|---------------|---------------|------------------------------------|
| 1% | \$ 250,010 | \$ 500,000 | 6% |
| 2% | \$ 500,010 | \$ 1,000,000 | 5% |
| 3% | \$ 1,000,010 | \$ 2,500,000 | 4% |
| 4% | \$ 2,500,010 | \$ 5,000,000 | 3% |
| 5% | \$ 5,000,010 | \$ 10,000,000 | 2% |
| 6% | \$ 10,000,010 | and over | 1% |

Any reduction in the amount of the selling commissions in respect of volume discounts received will be credited to the investor in the form of additional whole shares or fractional shares. Selling commissions will not be paid on any such whole shares or fractional shares issued for a volume discount.

Some purchases may be combined for the purpose of qualifying for a volume discount, and for determining commissions payable to the managing dealer or the soliciting dealers, so long as all the combined purchases are made through the same soliciting dealer. Subscriptions made in this offer will be combined with other subscriptions in this offering for the purposes of computing amounts invested. Purchases by spouses will also be combined with other purchases by you and will be combined with other purchases of common stock to be held as a joint tenant or as tenants-in-common by you with others for purposes of computing amounts invested. Purchases by entities not required to pay federal income tax may only be combined with purchases by other entities not required to pay federal income tax for purposes of computing amounts invested if investment decisions are made by the same person. If the investment decisions are made by an independent investment advisor, that investment advisor may not have any direct or indirect beneficial interest in any of the entities not required to pay federal income tax whose purchases are sought to be combined. You must mark the "Additional Investment" space on the subscription agreement signature page in order for purchases to be combined. We are not responsible for failing to combine purchases if you fail to mark the "Additional Investment" space.

If the subscription agreements for the purchases to be combined are submitted at the same time, then the additional common stock to be credited to you as a result of such combined purchases will be credited on a pro rata basis. If the subscription agreements for the purchases to be combined are not

submitted at the same time, then any additional common stock to be credited as a result of the combined purchases will be credited to the last component purchase, unless we are otherwise directed in writing at the time of the

Edgar Filing: INLAND WESTERN RETAIL REAL ESTATE TRUST INC - Form POS AM

submission. However, the additional common stock to be credited to any entities not required to pay federal income tax whose purchases are combined for purposes of the volume discount will be credited only on a pro rata basis based on the amount of the investment of each entity not required to pay federal income tax and their combined purchases.

Notwithstanding the preceding paragraphs, you may not receive a discount greater than 5% on any purchase of shares if you already own, or may be deemed to already own, any shares. This restriction may limit the amount of the volume discount available to you after your initial purchase and the amount of additional shares that you may be credited as a result of the combination of purchases.

In the case of subsequent investments or combined investments, a volume discount will be given only on the portion of the subsequent or combined investment that caused the investment to exceed the breakpoint. For example, if you are investing \$50,000 with us today, but had previously invested \$240,000, these amounts can be combined to reach the \$250,010 breakpoint, which will entitle you to a lower sales commission on your current \$50,000 investment.

DEFERRED COMMISSION OPTION

DETERMINATION OF THE NUMBER OF SHARES TO BE ISSUED AND THE AMOUNT OF THE DEFERRED SELLING COMMISSIONS. You may agree with the participating soliciting dealer and the managing dealer to have selling commissions due with respect to the purchase of your shares paid over a period of up to six years pursuant to a deferred commission option arrangement. Our net proceeds from this offering will not be affected by the election of the deferred commission option. Under this arrangement and based upon a \$10 per share deemed value to each share issued, if you elect the deferred commission option, you will pay a 1.5% selling commission upon subscription, of which 1% will be reallocated upon subscription, rather than the 7.5% selling commission, of which 7% is realallowable, and we will deduct an amount equal to up to 1% selling commission per year thereafter for up to the next six years from cash distributions otherwise payable to you. For example, if you elect the deferred commission option, you will be required to pay a total of \$9.40 per share purchased upon subscription, rather than \$10 per share, with respect to which \$0.15 per share will be payable as selling commissions due upon subscription, of which \$0.10 per share will be reallocated (based on the number of shares that would have been issued if the deferred commission option had not been elected). For example, for a \$100,000 initial investment, we will issue 10,638.298 shares (\$100,000 divided by \$9.40), and you would pay maximum selling commissions of \$1,500 upon subscription (\$0.15 times the 10,000 shares which would have been issued for \$100,000 if the deferred commission option had not been elected), of which \$1,000 is realallowable. For each of the up to six years following the subscription, on a date or dates to be determined from time to time by the managing dealer (initially contemplated to be monthly as of when distributions are paid), we will deduct \$0.10 per share (based on the number of shares that would have been issued if the deferred commission option had not been elected) on an annual basis from cash distributions otherwise payable to you. This amount will be used to pay deferred commission obligations. In the example of an initial cash investment of \$100,000, \$1,000 would be deducted on an annual basis and used in the above described manner for each of the six years following the subscription. The managing dealer will pay the selling commissions paid upon subscription and in each of the following up to six years, which selling commissions may be reallocated to the soliciting dealer by the managing dealer and the deferred commission obligations would be satisfied.

As in any volume discount situation, selling commissions are not paid on any shares issued for a volume discount. Therefore, when the deferred commission option is used, we will not make deductions for deferred commission obligations from cash distributions payable on the shares issued for a volume discount, because there will not be any deferred commission obligation as to those

particular shares. The

365

number of shares issued, if any, for a volume discount, will be determined as provided above under "Plan of Distribution--Volume Discounts."

TAXES. If you elect the deferred commission option and you are subject to federal income taxation, you will incur tax liability for cash distributions payable to them with respect to their shares even though we will withhold such cash distributions and will instead pay third parties to satisfy deferred commission obligations.

SUBSCRIPTION AGREEMENT. If you wish to elect the deferred commission option, you must make the election on the subscription agreement/signature page. In addition, the broker-dealer must also complete and sign the subscription agreement/signature page to acknowledge its agreement to the deferred commission option.

AUTHORIZATION TO WITHHOLD CASH DISTRIBUTIONS. If you elect the deferred commission option you will be authorizing us to withhold cash distributions otherwise payable to you for the purpose of paying selling commissions due under the deferred commission option; provided, however, that in no event may we withhold in excess of \$0.60 per share in the aggregate (lower when the volume discount provisions are also applicable and less than 6% of the selling commissions are deferred) under the deferred commission option.

ACCELERATION OF DEFERRED COMMISSION OBLIGATION. If our shares become listed for trading on a national securities exchange or included for quotation on a national market system, or such listing or inclusion is reasonably anticipated to occur at any time prior to the satisfaction of the remaining deferred commission obligations, we will accelerate the remaining selling commissions due under the deferred commission option. In such event, we will provide notice of such acceleration to stockholders who have elected the deferred commission option. The amount of the remaining selling commissions due will be deducted and paid by us out of cash distributions otherwise payable to such stockholders during the time period prior to any such listing of the shares for trading on a national securities exchange or inclusion for quotation on a national market system. However, in no event may we withhold in excess of \$0.60 per share in the aggregate during the six-year period following the subscription. The maximum amount that we may withhold and the maximum number of years for which we may offer selling commissions will be lower when the volume discount provisions are also applicable and less than 6% of the selling commissions are deferred. To the extent that the cash distributions during such time period are insufficient to satisfy the remaining deferred selling commissions due, the obligation of us and our stockholders to make any further payments of deferred selling commissions under the deferred commission option shall terminate and the managing dealer (and participating soliciting dealers if the deferred selling commissions are reallocated to them by the managing dealer) will not be entitled to receive any further portion of the unpaid deferred selling commissions following any such listing for trading or inclusion for quotation of our shares.

In addition, if you elect the deferred commission option and subsequently elect to participate in our share repurchase program or request that we transfer your shares for any other reason prior to the time that the remaining deferred selling commissions have been deducted from cash distributions otherwise payable to you during the mentioned period of up to six years, then we will accelerate the remaining selling commissions due under the deferred commission option. In such event, we shall provide notice of such acceleration to you, and:

- in the case of an election to sell the shares under our share

repurchase program, you will be required to pay to us the unpaid portion of the remaining deferred commission obligation prior to or concurrently with our purchase of your shares pursuant to our share repurchase program or we may deduct such unpaid portion of the remaining deferred

366

commission obligation from the amount otherwise due to you for our purchase of your shares under our share repurchase program; or

- if you request that we transfer the shares for any other reason, you will not be entitled to effect any such transfer until you first either:
 - pay to us the unpaid portion of the remaining deferred commission obligation; or
 - provide a written instrument in form and substance satisfactory to us, and appropriately signed by the transferee, to the effect that the proposed transferee agrees to have the unpaid portion of the remaining deferred commission obligation deducted from cash distributions otherwise payable to the transferee during the remaining portion of the specified up to six year period.

LEGEND. All certificates or book entries representing any shares that elect the deferred commission option (including any shares issued for the volume discount in connection with the election of the deferred commission option) will be noted with a legend referring to the fact that such shares are subject to the terms of the deferred commission option including the withholding of cash distributions otherwise payable to the stockholders for the purpose of paying the deferred selling commission obligation.

MARKETING ALLOWANCE AND DUE DILIGENCE EXPENSE ALLOWANCE. The marketing allowance of 2.5% and the due diligence expense allowance of 0.5% will be payable by us on the gross offering proceeds for all of the shares issued based on an assumed price of \$10 per share. We will pay those amounts due from the proceeds we receive at the time of the initial investment.

INDEMNIFICATION

We will indemnify the managing dealer and the soliciting dealers against liabilities, including liabilities under the Securities Act of 1933, if one or more of the following conditions are met:

- there has been a successful adjudication on the merits of each count involving alleged securities law violations as to the particular indemnitee and a court of competent jurisdiction has approved indemnification of the litigation costs; or
- the claims have been dismissed with prejudice on the merits by a court of competent jurisdiction as to the particular indemnitee and the court has approved indemnification of the litigation costs; or
- a court of competent jurisdiction approves a settlement of the claims against a particular indemnitee and approves indemnification of the settlement and related costs after being advised of the position of the Securities and Exchange Commission and the published opinions of any state securities regulatory authority in which our common stock was offered and sold respecting the availability and/or propriety of indemnification for securities law violations. The soliciting dealer

will be required to indemnify us and our business manager/advisor against such liabilities.

367

In the opinion of the Securities and Exchange Commission, indemnification for liabilities arising under the Securities Act of 1933 is against public policy and, therefore, unenforceable. The managing dealer and each of the soliciting dealers may be deemed to be an "underwriter" as that term is defined in the Securities Act of 1933.

[THE BALANCE OF THIS PAGE WAS INTENTIONALLY LEFT BLANK.]

368

HOW TO SUBSCRIBE

Investors who meet the suitability standards described above may purchase shares of common stock. See "Who May Invest" and "Plan of Distribution -- Determination of Your Suitability as an Investor," above, for the suitability standards. Investors who want to purchase shares must proceed as follows:

- Read the entire prospectus and the current supplement(s), if any, accompanying the prospectus.
- Complete the execution copy of the subscription agreement. A specimen copy of the subscription agreement, including instructions for completing it, is included in the prospectus as APPENDIX C.
- Deliver a check for the full purchase price of the shares being subscribed for, payable to "LBNA/Escrow Agent for IWRRETI", along with the completed subscription agreement to the soliciting dealer. If you are qualified to participate in this offering, for administrative convenience, the proceeds from your subscription will be deposited in a segregated escrow account with the escrow agent, LaSalle Bank National Association, 120 South LaSalle Street, Chicago, Illinois, and will be held in trust for your benefit, pending release to us. Your investment will not be commingled with any other funds. Subscription proceeds are expected to be released to us as subscriptions are accepted. We will accept or reject subscriptions within ten days after we receive them. The name of your soliciting dealer appears on your subscription agreement.
- By executing the subscription agreement and paying the full purchase price for the shares subscribed for, each investor attests that he or she meets the suitability standards as stated in the subscription agreement and agrees to be bound by all of its terms.

In addition, if a subscriber elects the deferred commission option, he or she must do so by completing and signing the subscription agreement/signature page of the form of subscription agreement. The soliciting dealer must also complete and sign the subscription agreement/signature page to acknowledge its agreement to the deferred commission option. This is more fully explained under "Plan of Distribution - Deferred Commission Option."

A sale of the shares may not be completed until at least five business days after the subscriber receives the prospectus. Within 10 days, and generally within 24 hours, of our receipt of each completed subscription agreement, we will accept or reject the subscription. If we accept the subscription, we will mail a confirmation within three days. If for any reason we reject the

Edgar Filing: INLAND WESTERN RETAIL REAL ESTATE TRUST INC - Form POS AM

subscription, we will promptly return the check and the subscription agreement, without interest or deduction, within 10 days after we received it.

An approved trustee must process through us and forward to us subscriptions made through individual retirement accounts, Keogh plans and 401(k) plans. In the case of individual retirement accounts, Keogh plans and 401(k) plan stockholders, we will send the confirmation to the trustee.

You have the option of placing a transfer on death, or TOD, designation on your shares purchased in this offering. A TOD designation transfers ownership of the shares to your designated beneficiary upon your death. This designation may only be made by individuals, not entities, who are the sole or joint owners with right of survivorship of the shares. This option, however, is not available to residents of the States of Louisiana, New York and North Carolina. If you would like to place a transfer on death

369

designation on your shares, you must check the TOD box on the subscription agreement and you must complete and return the transfer on death form included as APPENDIX D to this prospectus in order to effect the designation.

You may elect to have any registered investment advisory fees deducted from your account with us and paid directly to your registered investment advisor by completing and signing a letter of instruction (in the form attached as APPENDIX E1 to this prospectus). The letter of instruction will authorize us to deduct a specified dollar amount or percentage of distributions paid by us as advisory fees payable to your registered investment advisor on a periodic basis.

The letter of instruction will be irrevocable and we will continue to pay advisory fees payable from your account until such time as you provide us with a notice (in the form attached as APPENDIX E2 to this prospectus) of your election to terminate deductions from your account for the purposes of such advisory fees.

[THE BALANCE OF THIS PAGE WAS INTENTIONALLY LEFT BLANK]

370

SALES LITERATURE

In addition to and apart from this prospectus, we may use certain supplemental sales material in connection with the offering. This material, prepared by our business manager/advisor, may consist of a brochure describing the business manager/advisor and its affiliates and our objectives. The material may also contain pictures and summary descriptions of properties similar to those we intend to acquire that our affiliates have previously acquired. This material may also include audiovisual materials and taped presentations highlighting and explaining various features of the offering, properties of prior real estate programs and real estate investments in general; and articles of incorporation and publications concerning real estate. Business reply cards, introductory letters and seminar invitation forms may be sent to the dealer members of the National Association of Securities Dealers designated by Inland Securities Corporation and prospective investors. No person has been authorized to prepare for, or furnish to, a prospective investor any sales literature other than that described herein and "tombstone" newspaper advertisements or solicitations of interest that are limited to identifying the offering and the location of sources of further information.

The use of any sales materials is conditioned upon filing with, if

required, and, if required, clearance by appropriate regulatory agencies. Such clearance (if provided), however, does not indicate that the regulatory agency allowing the use of the materials has passed on the merits of the offering or the adequacy or accuracy of the materials.

This offering is made only by means of this prospectus. Except as described herein, we have not authorized the use of other supplemental literature or sales material in connection with this offering.

[THE BALANCE OF THIS PAGE WAS INTENTIONALLY LEFT BLANK]

371

DISTRIBUTION REINVESTMENT AND SHARE REPURCHASE PROGRAMS

DISTRIBUTION REINVESTMENT PROGRAM

Our distribution reinvestment program provides our stockholders with an opportunity to purchase additional shares of common stock by reinvesting distributions. A copy of the form of our distribution reinvestment plan is attached as EXHIBIT B to this prospectus. Stockholders who elect to participate in the distribution reinvestment program will authorize us to use distributions payable to them to purchase additional shares of common stock. A participant will not be able to acquire common stock under the program if the purchase would cause it to exceed the 9.8% ownership limit or would violate any of the other share ownership restrictions imposed by our articles of incorporation.

As further explained below, purchases under the distribution reinvestment program are made at a price, \$9.50 per share at first, equal to 95% of the market price of a share of common stock on the date of purchase until such time as our shares are listed on a national stock exchange or included for quotation on a national market system. This reduced price reflects a decrease in costs associated with these issuances. Participants in the distribution reinvestment program may also purchase fractional shares of common stock, so that 100% of distributions will be used to acquire common stock. Common stock will be purchased under the distribution reinvestment program on the record date for the distribution used to purchase the common stock. Distributions on common stock acquired under the distribution reinvestment program will be paid at the same time as distributions are paid on common stock purchased outside the program and are calculated with a daily record and distribution declaration date. Each participant agrees that if, at any time prior to listing the common stock on a national stock exchange or inclusion of them for quotation on a national market system, he or she fails to meet the suitability requirements for making an investment in us or cannot make the other representations or warranties set forth in the subscription agreement, he or she will promptly notify us in writing.

Beginning with the first distribution paid after the effective date of the offering, participants will acquire our shares at a fixed price of \$9.50 per share. This will continue until the earlier of (1) the increase of the public offering price per share of common stock in the offering from \$10 per share, if there is an increase, and (2) the termination of the offering. Thereafter, participants may acquire our shares at a price equal to 95% of the market price of a share on the date of purchase until our shares are listed on a national stock exchange or included for quotation on a national market system. In the event of listing or inclusion, we will purchase shares for the distribution reinvestment program on the exchange or market at the prevailing market price. We will then sell the shares to stockholders at that price. The discount from the public offering price per share will not exceed 5% of the market price of a share on the date of purchase. It is possible that a secondary market will develop for the shares, and that the prices on the secondary market will be

lower or higher than the price of shares purchased through the distribution reinvestment program. Neither we nor our affiliates will receive a fee for selling shares through the distribution reinvestment program. We do not warrant or guarantee that participants will acquire shares at the lowest possible price through the program.

A participant may stop participating in the distribution reinvestment program at any time without penalty, by delivering written notice to us. Prior to listing the shares on a national securities exchange or including them for quotation on a national market system, any transfer of shares by a participant to a non-participant will terminate participation in the distribution reinvestment program with respect to the transferred shares. Within 90 days after the end of our fiscal year, we will:

- issue shares purchased through the distribution reinvestment program during the prior fiscal year, ownership of these shares will be in book-entry form prior to the issuance of certificates; and

372

- provide each participant with an individualized report on his or her investment, including the purchase date(s), purchase price and number of shares owned, as well as the dates of distribution and amount of distributions received during the prior fiscal year.

The individualized statement to participants will include receipts and purchases relating to each participant's participation in the distribution reinvestment program including the tax consequences relative thereto. The directors, including a majority of independent directors, by majority vote may amend or terminate the distribution reinvestment program upon 30 days notice to participants.

Stockholders who participate in the distribution reinvestment program will recognize dividend income, taxable to the extent of our current or accumulated earnings and profits, in the amount and as though they had received the cash rather than purchased shares through the distribution reinvestment program. These deemed dividends will be treated as actual dividends and will retain the character and tax effects applicable to all dividends. In addition, the 5% discount applicable to shares purchased under the dividend reinvestment program will itself be treated as a deemed distribution to the purchaser. Shares received under the distribution reinvestment program will have a holding period, for tax purposes, beginning with the day after purchase, and a tax basis equal to their cost, which is the gross amount of the deemed distribution. See "Federal Income Tax Considerations -- Federal Income Taxation of Stockholders" for a full discussion of the tax effects of dividend distributions.

As explained under "Description of Securities -- Restrictions on Ownership and Transfer," the shares purchased through the distribution reinvestment program will bear a legend referring to the restrictions on their ownership and transfer.

SHARE REPURCHASE PROGRAM

The share repurchase program may, subject to certain restrictions discussed below, provide eligible stockholders with limited, interim liquidity by enabling them to sell shares back to us. The prices at which shares may be sold back to us are as follows:

- One year from the purchase date, at \$9.25 per share;
- Two years from the purchase date, at \$9.50 per share;

Edgar Filing: INLAND WESTERN RETAIL REAL ESTATE TRUST INC - Form POS AM

- Three years from the purchase date, at \$9.75 per share; and
- Four years from the purchase date, at the greater of: \$10.00 per share; or a price equal to 10 times our "funds available for distribution" per weighted average share outstanding for the prior calendar year.

During any offering, the repurchase price shall be equal to or below the price of the shares offered in any offering. A stockholder must have beneficially held the shares for at least one year prior to offering them for sale to us through the share repurchase program. However, if a stockholder dies, we may waive this one-year holding period for the beneficiaries or heirs, as appropriate.

We will make repurchases under the share repurchase program, if requested by a stockholder, monthly. Subject to funds being available, we will limit the number of shares repurchased during any calendar year to five percent (5%) of the weighted average number of shares outstanding during the prior calendar year. Funding for the share repurchase program will come exclusively from proceeds we receive from the sale of shares under our distribution reinvestment plan and other operating funds, if any, as the board, at its sole discretion, may reserve for this purpose.

373

A stockholder may request that his or her shares be repurchased by submitting a written request, and then generally within one week an assignment form is sent for execution by the stockholder or his custodian/trustee along with a request to return the shares.

At the end of each month, the completed requests are reviewed. It is possible that a stockholder may not have his or her entire request honored due to the funds available. If that were to occur, the shares would then be purchased on a "pro rata basis" and the portion of his or her request unfulfilled would then be held until the next month, unless withdrawn.

We accept shares on a pro rata basis. Consequently, a stockholder might not be able to have us repurchase his or her shares. Therefore, that stockholder might not be able to sell or otherwise liquidate his or her shares and might have to hold his or her shares for an indeterminate period of time.

Following commencement of our offering, we will be subject to the reporting requirements of the Securities Exchange Act of 1934. In this regard, we will prepare and file with the SEC annual reports on SEC Form 10-K and quarterly reports on SEC Form 10-Q; we will provide copies of these filings to our stockholders regularly following our filing with the SEC. Additionally, we will amend on a quarterly basis the registration statement of which this prospectus is a part; we will distribute to our stockholders the updated prospectus regularly.

Any stockholder who wishes us to repurchase his or her shares must beneficially own the shares for at least one year. Our obligation to repurchase any shares under the program is conditioned upon our having sufficient funds available for repurchase of shares and the other conditions of the plan. The stockholder should direct a written request to Ms. Roberta S. Matlin, Vice President of Administration, Inland Western Retail Real Estate Trust, Inc., 2901 Butterfield Road Oak Brook, Illinois 60523. The request must state the name of the person/entity who owns the shares, the date of purchase of the subject shares and the number of shares to be repurchased. We will forward an assignment form to the owner of record of the subject shares for execution. The requesting

stockholder must properly execute and return the form along with the shares to be repurchased and evidence that no lien or encumbrance is on the shares. Upon receipt of the form, if satisfactory evidence is not provided, we will conduct a Uniform Commercial Code (UCC) search to ensure that no liens are held against the shares at the cost of \$100 to the stockholder, which will be deducted from the proceeds of the repurchase. We use a third party to conduct this UCC search. The repurchase will occur on a pro rata basis each month assuming all documentation is complete, including a negative response from a UCC search. If the UCC search determines that a lien exists against the shares, we will charge the requesting stockholder for the UCC search. If we do not have sufficient funds available for repurchase of the entire request or we exceed the share limitation, we will purchase only those shares for which we have sufficient funds available or are below the limitation; and we will place the requesting stockholder's request into the next month until funds become available sufficient to complete the transaction or we do not exceed the limitation.

If a stockholder wishes to withdraw his or her request to have his or her shares repurchased, the stockholder must notify us in writing. We will not repurchase that stockholder's shares so long as we receive the written request to withdraw prior to the date we send payment to the applicable stockholder. The requesting stockholder will be responsible for payment of the \$100 UCC search fee even if that stockholder withdraws his or her request, if we have conducted a UCC search.

There is no limit on the number of shares that an individual stockholder may request to be repurchased, subject to the limitations regarding availability of funds and the aggregate amount of stock that we are permitted to purchase under the program.

Payment for repurchased shares from the time of the initial request to receipt of the funds is usually three to four weeks dependent upon receipt of the executed assignment form and shares, and

374

completion of a UCC search to ensure that no liens are held against the stock or other satisfactory evidence.

The board, at its sole discretion, may choose to terminate the share repurchase program after the end of the offering period, or reduce the number of shares purchased under the program, if it determines that the funds allocated to the share repurchase program are needed for other purposes, such as the acquisition, maintenance or repair of properties, or for use in making a declared distribution. A determination by the board to eliminate or reduce the share repurchase program will require the unanimous affirmative vote of the independent directors.

We cannot guarantee that the funds set aside for the share repurchase program will be sufficient to accommodate all requests made each year. If no funds are available for the program when repurchase is requested, the stockholder may withdraw the request, or ask that we honor the request when funds are available. Pending requests would be pro rated, depending upon availability of funds.

Stockholders are not required to sell their shares to us. The share repurchase program is only intended to provide interim liquidity for stockholders until a liquidity event occurs, such as the listing of the shares on a national securities exchange, inclusion of the shares for quotation on a national market system, or our merger with a listed company. The share repurchase plan will be terminated if the shares become listed on a national securities exchange or included for quotation on a national market system. We

cannot guarantee that a liquidity event will occur.

Shares we purchase under the share repurchase program will be canceled, and will have the status of authorized but unissued shares. Shares we acquire through the share repurchase program will not be reissued unless they are first registered with the Securities and Exchange Commission under the Securities Act of 1933 and under appropriate state securities laws or otherwise issued in compliance with such laws.

If we terminate, reduce or otherwise change the share repurchase program, we will send a letter to stockholders informing them of the change at least 30 days in advance, and we will disclose the changes in quarterly reports filed with the Securities and Exchange Commission on Form 10-Q.

See "Plan of Distribution -- Deferred Commission Option" for an explanation of what will be required of the stockholder if the stockholder has elected the deferred commission option and subsequently elects to participate in our share repurchase program while there is an unpaid portion of the remaining deferred commission obligation.

[THE BALANCE OF THIS PAGE WAS INTENTIONALLY LEFT BLANK]

375

REPORTS TO STOCKHOLDERS

Our business manager/advisor will keep, or cause to be kept, full and true books of account on an accrual basis of accounting, in accordance with generally accepted accounting principles. All of these books of account, together with a copy of our articles of incorporation, will at all times be maintained at our principal office, and will be open to inspection, examination and duplication at reasonable times by the stockholders or their agents.

The business manager/advisor will submit to each stockholder our audited annual reports within 120 days following the close of each fiscal year. The annual reports will contain the following:

- audited financial statements;
- the ratio of the costs of raising capital during the period to the capital raised;
- the aggregate amount of advisory fees and the aggregate amount of fees paid to the business manager/advisor and any affiliate of the business manager/advisor, including fees or charges paid to the business manager/advisor and to any affiliate of the business manager/advisor by third parties doing business with us;
- our total operating expenses, stated as a percentage of the average assets and as a percentage of net income;
- a report from the independent directors that the policies we follow are in the best interests of our stockholders and the basis for such determination; and
- separately stated, full disclosure of all material terms, factors and circumstances surrounding any and all transactions involving us, the directors, the business manager/advisor and any of their affiliates occurring in the year for which the annual report is made. Independent directors are specifically charged with the duty to examine and comment in the report on the fairness of such transactions.

Edgar Filing: INLAND WESTERN RETAIL REAL ESTATE TRUST INC - Form POS AM

In addition, unaudited quarterly reports containing the information required by Form 10-Q will be submitted to each stockholder within 60 days after the end of the first three fiscal quarters.

At the same time as any distribution, we will provide stockholders with a statement disclosing the source of the funds distributed. If the information is not available when the distribution is made, we will provide a statement setting forth the reasons why the information is not available. In no event will the information be provided to stockholders more than 60 days after we make the distribution.

Within 60 days following the end of any calendar quarter during the period of the offering in which we have closed an acquisition of a property, we will submit a report to each stockholder containing:

- the location and a description of the general character of the property acquired during the quarter;
- the present or proposed use of the property and its suitability and adequacy for that use;
- the terms of any material leases affecting the property;

376

- the proposed method of financing, if any, including estimated down payment, leverage ratio, prepaid interest, balloon payment(s), prepayment penalties, "due-on-sale" or encumbrance clauses and possible adverse effects thereof and similar details of the proposed financing plan; and
- a statement that title insurance has been or will be obtained on the property acquired.
- In addition, we will send a report to each stockholder and submit to prospective investors when the business manager/advisor believes a property will probably be acquired:
 - on specified terms, i.e., upon completion of due diligence which includes review of the title insurance commitment, appraisal and environmental analysis; and
 - involving the use of 10% or more, on a cumulative basis, of the net proceeds of the offering.

After the completion of the last acquisition, the business manager/advisor will, upon request, send a schedule to the Commissioner of Corporations of the State of California. The schedule, verified under the penalty of perjury, reflects: each acquisition made; the purchase price paid; the aggregate of all acquisition expenses paid on each transaction; and a computation showing compliance with our articles of incorporation. We will, upon request, submit to the Commissioner of Corporations of the State of California or to any of the various state securities administrators, any report or statement required to be distributed to stockholders pursuant to our articles of incorporation or any applicable law or regulation.

The accountants we regularly retain will prepare our federal tax return and any applicable state income tax returns. We will submit appropriate tax information to the stockholders within 30 days following the end of each of our fiscal years. We will not provide a specific reconciliation between generally

accepted accounting principles and income tax information to the stockholders. However, the reconciling information will be available in our office for inspection and review by any interested stockholder. Annually, at the same time as the dissemination of appropriate tax information to stockholders, we will provide each stockholder with an individualized report on his or her investment, including the purchase date(s), purchase price and number of shares owned, as well as the dates of distribution and amounts of distributions received during the prior fiscal year. The individualized statement to stockholders will include any purchases of shares under the distribution reinvestment program. Stockholders requiring individualized reports on a more frequent basis may request these reports. We will make every reasonable effort to supply more frequent reports, as requested, but we may, at our sole discretion, require payment of an administrative charge either directly by the stockholder, or through pre-authorized deductions from distributions payable to the stockholder making the request.

See "Risk Factors -- Employee Benefit Plan Risks" for an explanation of the annual statement of value we provide to stockholders subject to ERISA.

PRIVACY POLICY NOTICE

To help you understand how we protect your personal information, we have included our Privacy Policy Notice as APPENDIX G to this Prospectus. This Notice describes our current privacy policy and practices. Should you decide to establish or continue a shareholder relationship with us, we will advise you of our policy and practices at least once annually, as required by law.

377

LITIGATION

We are not subject to any material pending legal proceedings.

RELATIONSHIPS AND RELATED TRANSACTIONS

We have entered into agreements to pay our business manager/advisor and its affiliates certain fees or other compensation for providing services to us. The compensation arrangements between us and our business manager/advisor, The Inland Group and its affiliates, were not determined by arm's-length negotiations. See "Conflicts of Interest." The following table discloses the compensation which we may pay our business manager/advisor and its affiliates. In those instances in which there are maximum amounts or ceilings on the compensation which may be received, our business manager/advisor and its affiliates may not recover any excess amounts for those services by reclassifying them under a different compensation or fee category.

We define net income as total revenues less expenses other than additions to reserves for depreciation or bad debts or other similar non-cash reserves. When we use the term "net income" for purposes of calculating some expenses and fees, it excludes the gain from the sale of our assets. This definition of net income is prescribed by the Statement of Policy Regarding REITs adopted by the North American Securities Administrators Association, Inc., or NASAA; but it is not in accordance with generally accepted accounting principles in the United States, because depreciation and other non-cash reserves are not deducted in determining net income under the NASAA REIT Statement. Excluding depreciation will result in not reimbursing our business manager/advisor for a non-cash expenditure and not excluding the gain from the sale of our assets could result in greater net income on which the 25% reimbursement to our business manager/advisor is allowed.

NONSUBORDINATED PAYMENTS

Edgar Filing: INLAND WESTERN RETAIL REAL ESTATE TRUST INC - Form POS AM

The following aggregate amounts of compensation, allowances and fees we may pay to our business manager/advisor and its affiliates are not subordinated to the returns on net investments that we are required to pay to our stockholders.

| TYPE OF COMPENSATION AND RECIPIENT | METHOD OF COMPENSATION | E |
|--|---|--|
| OFFERING STAGE | | |
| Selling commissions payable to the managing dealer and dealers designated by the managing dealers referred to as soliciting dealers. | We will pay a selling commission of 7.5% of the sale price for each share (and reallow 7%), subject to reduction for special sales under the circumstances as described in the "Plan of Distribution - Compensation - We Will Pay For the Sale of Our Shares." We will permit the managing dealer and its respective officers and employees and certain of its affiliates to purchase shares net of sales commissions and the marketing allowance and due diligence expense allowance or for \$8.95 per share; however, any subsequent purchases of shares by any such persons are limited to a maximum discount of 5%. Also, soliciting dealers and their respective officers and employees and certain of their | Through September 30, 2008, we have incurred \$135,587,028 in selling commissions in connection with the sale of common stock. We intend to sell common stock in an initial public offering. We will incur in connection with the offering an amount of shares of \$187,500,000 in selling commissions. We will not pay any commissions if there are no sales. |

378

| TYPE OF COMPENSATION AND RECIPIENT | METHOD OF COMPENSATION | ESTI DO |
|---|--|--|
| Marketing allowance and due diligence expense allowance paid to the managing dealer and soliciting dealers. | respective affiliates who request and are entitled to purchase shares net of selling commissions may make an initial purchase of shares net of sales commissions or for \$9.30 per share; however, any subsequent purchases of shares by any such persons are limited to a maximum discount of 5%. We will pay an amount equal to 2.5% of the gross offering proceeds to the managing dealer, all or a portion of which may be passed on to soliciting dealers, in lieu of reimbursement of specific expenses associated with marketing. We may pay an additional 0.5% of the gross offering proceeds to the managing dealer, which may be passed on to the soliciting dealers, for due diligence expenses. We will not pay the marketing allowance and due diligence expense allowance in connection with any special sales, except those receiving volume discounts and those | Through September 30, 2008, we have incurred \$16,800,000 in marketing allowance and due diligence expense allowance in connection with the initial public offering. The amount of marketing allowance and due diligence expense allowance in connection with the offering will depend on the amount of shares sold. If there are no shares sold, we will not sell the maximum amount of shares offered, approximately 100 million shares, and we will be paid for |

described in "Plan of Distribution - Volume Discounts."

allowance and expense allowa

Reimbursable expenses and other expenses of issuance and distribution

We expect to incur the following expenses in connection with this offering:

| | |
|---|--------------|
| Securities and Exchange Commission registration fee | \$ 340,823 |
| NASD filing fee | \$ 30,500 |
| Printing and mailing expenses | \$ 4,250,000 |
| Blue Sky fees and expenses | \$ 136,000 |
| Legal fees and expenses | \$ 900,000 |
| Accounting fees and expenses | \$ 650,000 |
| Advertising and sales literature | \$ 5,500,000 |
| Transfer Agent fees | \$ 800,000 |
| Data processing fees | \$ 500,000 |
| Bank fees and other administrative expenses | \$ 200,000 |

All amounts of and Exchange C fee and the NA estimates. The these expenses at the present total amount of distribution e approximately September 30, \$969,524 of re our business m connection wit offering. In a December 31, 2 manager/adviso aggregate of a for the payment to non-affilia connection wit offering, all repaid.

If the aggregate of all offering expenses, including selling commissions, the marketing allowance and due diligence expense allowance, exceeds 15% of the gross offering proceeds, of if the aggregate of all offering expenses, excluding the selling expenses, exceeds 5.5% of the gross offering proceeds, our business manager/advisor or its affiliates will promptly pay the excess and we will have

Our sponsor ha reimbursable e with this offe up to \$14,807, expenses advan maximum number this offering.

379

| TYPE OF COMPENSATION AND RECIPIENT | METHOD OF COMPENSATION | ESTI DO |
|--|---|--|
| | no liability for these expenses at any time afterward. | If this offeri then our spons responsible fo to the extent reimbursed. |
| | ACQUISITION STAGE | |
| Acquisition expenses paid to our business manager/advisor's affiliates, Inland Real Estate Acquisitions, Inc. and The Inland Real Estate Group, Inc. | We will pay an amount, estimated to be up to 0.5% of the total of (1) the gross offering proceeds from the sale of 250,000,000 shares, (2) the gross proceeds from the sale of up to 20,000,000 shares pursuant to the distribution reinvestment programs. The acquisition expenses for any particular property will not exceed 6% of the gross purchase price of the property. | We may pay no for the reimbu expenses if th shares are sol 20,000,000 sha to the distrib program. Howev cannot be dete time. |

Edgar Filing: INLAND WESTERN RETAIL REAL ESTATE TRUST INC - Form POS AM

However, if we request additional services, the compensation will be provided on separate agreed-upon terms and the rate will be approved by a majority of disinterested directors, including a majority of the disinterested independent directors, as fair and reasonable for us.

Interest expenses paid to our business manager/advisor and Inland Mortgage Corporation in connection with loans.

We may borrow money from our business manager/advisor and its affiliates in order to acquire properties. In such instances, we will pay our business manager/advisor and its affiliates interest at prevailing market rates.

The actual amount of actual borrowings cannot be determined at present time.

OPERATIONAL STAGE

Property management fee paid to our property managers, Inland US Management LLC, Inland Southwest Management LLC and Inland Pacific Management LLC. We will pay the fee for services in connection with the rental, leasing, operation and management of the properties.

We will pay a monthly fee of 4.5% of the gross income from the properties. We will also pay a monthly fee for any extra services equal to no more than 90% of that which would be payable to an unrelated party providing the services. The property managers may subcontract their duties for a fee that may be less than the fee provided for in the management services agreements.

For the year ended December 31, 2004 we had property management fees of \$2,847,427. In 2005, we will pay Inland US Management LLC, Inland Southwest Management LLC and Inland Pacific Management LLC for the management of our businesses of \$2,847,427. As our business manager/advisor, the fees will cease when we will incur independent upon and, therefore, at the present

| TYPE OF COMPENSATION AND RECIPIENT | METHOD OF COMPENSATION | ESTIMATED AMOUNT OF COMPENSATION |
|--|---|---|
| Reimbursable expenses to our business manager/advisor. These may include costs of goods and services, administrative services and non-supervisory services performed directly for us by independent parties. | We will reimburse some expenses of the business manager/advisor. The compensation and reimbursements to our business manager/advisor will be approved by a majority of our directors and a majority of our independent directors as fair and reasonable for us. | The actual amount of compensation cannot be determined at present time. |
| We will reimburse some expenses of the Inland Risk and Insurance Management Services for insurance coverage. | Inland Risk and Insurance Management Services charges us \$50 per hour for assistance in obtaining insurance coverage. Any commissions they receive are credited against this hourly rate. We believe this hourly rate is approximately 90% of the rate charged by unaffiliated third parties. The compensation to this company will be approved by a majority of our directors and a majority of our | The actual amount of compensation cannot be determined at present time. |

Edgar Filing: INLAND WESTERN RETAIL REAL ESTATE TRUST INC - Form POS AM

independent directors as fair and reasonable for us.

We will compensate the Inland Mortgage Servicing Corporation and Inland Mortgage Investment Corporation for purchase, sale and servicing of mortgages.

Inland Mortgage Servicing Corporation charges us .03% per year on the first billion dollars of mortgages serviced and .01% thereafter. Inland Mortgage Investment Corporation charges us .02% of the principal amount of each loan placed. The compensation to these companies will be approved by a majority of our directors and a majority of our independent directors as fair and reasonable for us.

For the year e and the nine m 30, 2004 we ha \$328 and \$63,9 Inland Mortgag Corporation. F December 31, 2 months ended S have incurred \$2,241,986, re Mortgage Inves

The actual amo the future are of operations determined at

LIQUIDATION STAGE

Property disposition fee payable to our business manager/advisor's affiliates, Inland Real Estate Sales, Inc. and Inland Partnership Property Sales Corp.

We may pay a property disposition fee to our business manager/advisor and its affiliates if we sell any of our real property in an amount equal to the lesser of:

- 3% of the contract sales price of the property; or
- 50% of the customary commission which would be paid to a third party broker for the sale of a comparable property.

The actual amo depend upon th properties and determined at we acquire the manager/adviso disposition fe

The amount paid, when added to the sums

381

TYPE OF COMPENSATION AND RECIPIENT

METHOD OF COMPENSATION

ESTI DO

paid to unaffiliated parties, will not exceed either the customary commission or an amount equal to 6% of the contracted for sales price. Payment of such fees will be made only if the business manager/advisor provides a substantial service in connection with the sale of the property. See "Management -- Our Advisory Agreement."

SUBORDINATED PAYMENTS

We may pay the following additional fees to our business manager/advisor after returns on net investment have been paid to the stockholders:

Edgar Filing: INLAND WESTERN RETAIL REAL ESTATE TRUST INC - Form POS AM

| TYPE OF COMPENSATION AND RECIPIENT | METHOD OF COMPENSATION | ESTI DO |
|---------------------------------------|------------------------|------------|
|---------------------------------------|------------------------|------------|

OPERATIONAL STAGE

| | | |
|---|--|---|
| Advisor asset management fee payable to our business manager/advisor. | We pay an annual advisor asset management fee of not more than 1% of our average assets. Our average assets means the average of the total book value including acquired intangibles of our real estate assets plus the total value of our loans receivables secured by real estate, before reserves for depreciation or bad debts or other similar non-cash reserves. We will compute our average assets by taking the average of these values at the end of each month during the quarter for which we are calculating the fee. The fee is payable quarterly in an amount equal to 1/4 of 1% of average assets as of the last day of the immediately preceding quarter. For any year in which we qualify as a REIT, our business manager/advisor must reimburse us for the following amounts if any: | The actual amounts depend upon the properties and be determined. If we acquire manager/advisor management fee |
|---|--|---|

- (1) the amounts by which our total operating expenses, the sum of the advisor asset management fee plus other operating expenses, paid during the previous fiscal year exceed the greater of:

- 2% of our average assets for that fiscal year, or
- 25% of our net income for that fiscal year.

- (2) plus an amount, which will not exceed the advisor asset management fee for that year, equal to any difference between the total amount of distributions to stockholders for that year and the 6% annual return on the

382

net investment of stockholders.

Items such as organization and offering expenses, property expenses, interest payments, taxes, non-cash expenditures, the incentive advisory fee and acquisition expenses are excluded from the definition of total operating expenses.

See "Management -- Our Advisory Agreement" for an explanation of circumstances where the excess amount specified in clause (1) may not need to be reimbursed.

LIQUIDATION STAGE

Incentive advisory fee payable to our business manager/advisor.

We will pay to the business manager/advisor an amount equal to 15% of the net proceeds from the sale of a property after the stockholders have first received:

The actual amount depend upon the properties and be determined. If we acquire the business of business manager incentive advisory terminate.

(1) a cumulative non-compounded return equal to 10% a year on their net investment; and

(2) their net investment.

383

LEGAL MATTERS

Duane Morris LLP, Washington, D.C., has passed upon the legality of the common stock and Duane Morris LLP, Philadelphia, Pennsylvania, has passed upon legal matters in connection with our status as a REIT for federal income tax purposes. Duane Morris LLP is generally referred to in this prospectus as Duane Morris. Duane Morris does not purport to represent our stockholders or potential investors, who should consult their own counsel. Duane Morris also provides legal services to affiliates of our business manager/advisor.

Duane Morris has reviewed the statements in the section in the prospectus titled "Federal Income Tax Considerations" and elsewhere as they relate to federal income tax matters and the statements in the section in the prospectus titled "ERISA Considerations."

EXPERTS

The following financial statements have been included herein in reliance upon the reports of KPMG LLP, independent registered public accounting firm, appearing elsewhere herein, and upon the authority of said firm as experts in accounting and auditing:

- the consolidated balance sheet of Inland Western Retail Real Estate Trust, Inc. as of December 31, 2003 and the related consolidated statements of operations, stockholders' equity and cash flows for the period from March 5, 2003 (inception) through December 31, 2003 and related financial statement schedule,
- the historical summary of gross income and direct operating expenses of Darien Center for the year ended December 31, 2003,
- the historical summary of gross income and direct operating expenses of Shops at Park Place for the year ended December 31, 2002,
- the historical summary of gross income and direct operating expenses of Hickory Center for the year ended December 31, 2003,
- the combined historical summary of gross income and direct operating expenses of Properties Acquired from Thomas Enterprises for the year ended December 31, 2003,
- the historical summary of gross income and direct operating expenses of Metro Center (SuperValue) for the year ended December 31, 2003,
- the historical summary of gross income and direct operating expenses of CorWest Plaza for the period from May 29, 2003 through December 31, 2003,
- the historical summary of gross income and direct operating expenses of North Pavilion for the year ended December 31, 2003,

Edgar Filing: INLAND WESTERN RETAIL REAL ESTATE TRUST INC - Form POS AM

31, 2003,

- the historical summary of gross income and direct operating expenses of Larkspur Landing for the year ended December 31, 2003,

384

- the historical summary of gross income and direct operating expenses of La Plaza Del Norte for the year ended December 31, 2003,
- the historical summary of gross income and direct operating expenses of Promenade at Red Cliff for the year ended December 31, 2003,
- the historical summary of gross income and direct operating expenses of Dorman Centre for the year ended December 31, 2003,
- the historical summary of gross income and direct operating expenses of Paradise Valley Marketplace for the year ended December 31, 2003,
- the historical summary of gross income and direct operating expenses of Bluebonnet Parc for the year ended December 31, 2003,
- the historical summary of gross income and direct operating expenses of Arvada Marketplace and Connection for the year ended December 31, 2003,
- the historical summary of gross income and direct operating expenses of Watauga Pavilion for the period of August 15, 2003 (commencement of operations) to December 31, 2003,
- the historical summary of gross income and direct operating expenses of Plaza Santa Fe II for the year ended December 31, 2003,
- the historical summary of gross income and direct operating expenses of Huebner Oaks Center for the year ended December 31, 2003,
- the historical summary of gross income and direct operating expenses of Lakewood Town Center for the year ended December 31, 2003,

385

- the historical summary of gross income and direct operating expenses of MacArthur Crossing for the year ended December 31, 2003,
- the historical summary of gross income and direct operating expenses of Peoria Crossing for the year ended December 31, 2003,
- the historical summary of gross income and direct operating expenses of Heritage Crossing for the year ended December 31, 2003,
- the historical summary of gross income and direct operating expenses of Best of Boulevard for the year ended December 31, 2003,
- the historical summary of gross income and direct operating expenses of Northpark Center for the period of October 1, 2003 (commencement of operations) to December 31, 2003,
- the historical summary of gross income and direct operating expenses of Eastwood Center for the year ended December 31, 2003,
- the historical summary of gross income and direct operating expenses of Northpark for the year ended December 31, 2003,
- the historical summary of gross income and direct operating expenses of Pine Ridge for the year ended December 31, 2003,
- the historical summary of gross income and direct operating expenses of John's Village for the period from September 1, 2003 (commencement of operations) to December 31, 2003,
- the historical summary of gross income and direct operating expenses of Fuller Metrocenter for the year ended December 31, 2003,
- the historical summary of gross income and direct operating expenses of Northpark for the year ended December 31, 2003,

Edgar Filing: INLAND WESTERN RETAIL REAL ESTATE TRUST INC - Form POS AM

- the historical summary of gross income and direct operating expenses of Davis Towne Crossing for the period from July 18, 2003 (commencement of operations) to December 31, 2003,
- the historical summary of gross income and direct operating expenses of Cranberry Square for the year ended December 31, 2003,
- the historical summary of gross income and direct operating expenses of Safeway Plaza at Marysville for the year ended December 31, 2003,
- the combined historical summary of gross income and direct operating expenses of the Properties owned by Capital Centre, LLC, Gateway Village Limited Partnership, Bel Air Square Joint Venture, Towson Circle Joint Venture LLP, and Reisterstown Plaza Holdings, LLC for the year ended December 31, 2003,
- the historical summary of gross income and direct operating expenses of Manchester Meadows for the year ended December 31, 2003,
- the historical summary of gross income and direct operating expenses of Mitchell Ranch Plaza for the period from June 30, 2003 (commencement of operations) to December 31, 2003,
- the historical summary of gross income and direct operating expenses of Saucon Valley Square for the year ended December 31, 2003,
- the historical summary of gross income and direct operating expenses of Azalea Square for the period from July 4, 2003 (commencement of operations) to December 31, 2003,
- the historical summary of gross income and direct operating expenses of Denton Crossing for the period from August 11, 2003 (commencement of operations) to December 31, 2003,
- the historical summary of gross income and direct operating expenses of Davis Towne Crossing for the period from July 18, 2003 (commencement of operations) to December 31, 2003,
- the historical summary of gross income and direct operating expenses of Gateway Shopping Center for the year ended December 31, 2003,
- the historical summary of gross income and direct operating expenses of Forks for the year ended December 31, 2003,
- the historical summary of gross income and direct operating expenses of The Sh Boardwalk for the period from May 3 (commencement of operations) to December 31, 2003,
- the historical summary of gross income and direct operating expenses of Govern Marketplace for the year ended December 31, 2003,
- the historical summary of gross income and direct operating expenses of The Co for the period from October 8, 2003 (commencement of operations) to December 31, 2003,
- the historical summary of gross income and direct operating expenses of Lincol for the year ended December 31, 2003,
- the combined historical summary of gross income and direct operating expense Properties Acquired from Bayer Prop Inc. for the year ended December 31, 2003,
- the combined historical summary of gross income and direct operating expense Properties Acquired from Donahue Sc for the year ended December 31, 2003,
- the historical summary of gross income and direct operating expenses of Winche Commons for the year ended December 31, 2003,
- the historical summary of gross income and direct operating expenses of Gurnee Town Center for the year ended December 31, 2003,
- the historical summary of gross income and direct operating expenses of Fox Cr for the period from November 12, 2003,

Edgar Filing: INLAND WESTERN RETAIL REAL ESTATE TRUST INC - Form POS AM

(commencement of operations) to December 31, 2003,

- the historical summary of gross income and direct operating expenses of Mansfield Town Center for the period from July 23, 2003 (commencement of operations) to December 31, 2003,
- the historical summary of gross income and direct operating expenses of Gateway Pavilions for the period from February 15, 2003 (commencement of operations) to December 31, 2003,
- the historical summary of gross income and direct operating expenses of Southlake Town Square for the year ended December 31, 2003,
- the historical summary of gross income and direct operating expenses of Northwood for the year ended December 31, 2003,
- the historical summary of gross income and direct operating expenses of Oswego for the year ended December 31, 2003,
- and the combined historical summary of gross income and direct operating expenses of The Properties Acquired from Eastern Holdings, L.P. for the year ended December 31, 2003.

WHERE YOU CAN FIND MORE INFORMATION

We are filing this registration statement on Form S-11 with the Securities and Exchange Commission in connection with our initial public offering. We are required to file annual, quarterly and current reports, proxy statements and other information with the Securities and Exchange Commission.

This prospectus is part of the registration statement and does not contain all of the information included in the registration statement and all of its exhibits, certificates and schedules. Whenever a reference is made in this prospectus to any contract or other document of ours, the reference may not be complete and you should refer to the exhibits that are a part of the registration statement for a copy of the contract or document.

You can read our registration statement and our future SEC filings over the Internet at www.sec.gov. You may also read and copy any document we file with the SEC at its Public Reference Room at 450 Fifth Street, N.W., Washington, D.C. 20549.

You may also obtain copies of the documents at prescribed rates by writing to the Public Reference Section of the SEC at 450 Fifth Street, N.W., Washington, D.C. 20549. Please call the SEC at 1 800 SEC-0330 or e-mail at publicinfo@sec.gov for further information on the operation of the public reference facilities.

387

INDEX TO FINANCIAL STATEMENTS

1. INLAND WESTERN RETAIL REAL ESTATE TRUST, INC. :
 - (a) Report of Independent Registered Public Accounting Firm
 - (b) Consolidated Balance Sheet at December 31, 2003 (audited)

Edgar Filing: INLAND WESTERN RETAIL REAL ESTATE TRUST INC - Form POS AM

- (c) Consolidated Statement of Operations for the period from March 5, 2003 (inception) through December 31, 2003 (audited)
 - (d) Consolidated Statement of Stockholders' Equity for the period from March 5, 2003 (inception) through December 31, 2003 (audited)
 - (e) Consolidated Statement of Cash Flows for the period from March 5, 2003 (inception) to December 31, 2003 (audited)
 - (f) Notes to Consolidated Financial Statements (audited)
 - (g) Consolidated Balance Sheets at September 30, 2004 (unaudited) and December 31, 2003 (audited)
 - (h) Consolidated Statements of Operations for the three and nine months ended September 30, 2004 and the three and nine months ended September 30, 2003, and the period from March 5, 2003 (inception) through September 30, 2003 (unaudited)
 - (i) Consolidated Statement of Stockholders' Equity for the nine month period ended September 30, 2004 (unaudited)
 - (j) Consolidated Statements of Cash Flows for nine months ended September 30, 2004, and the period from March 5, 2003 (inception) to September 30, 2003 (unaudited)
 - (k) Notes to Consolidated Financial Statements (unaudited)
 - (l) Pro Forma Consolidated Balance Sheet (unaudited) at September 30, 2004
 - (m) Notes to Pro Forma Consolidated Balance Sheet (unaudited) at September 30, 2004
 - (n) Pro Forma Consolidated Statement of Operations (unaudited) for the nine months ended September 30, 2004
 - (o) Notes to Pro Forma Consolidated Statement of Operations (unaudited) for the nine months ended September 30, 2004
 - (p) Pro Forma Consolidated Statements of Operations (unaudited) for the year ended December 31, 2004
 - (q) Notes to Pro Forma Consolidated Statements of Operations (unaudited) for the year ended December 31, 2004
2. SHOPS AT PARK PLACE:
- (a) Independent Auditors' Report
 - (b) Historical Summary of Gross Income and Direct Operating Expenses for the year ended December 31, 2004 and the nine months ended September 30, 2003 (unaudited)

F-1

- (c) Notes to the Historical Summary of Gross Income and Direct Operating Expenses for the year ended December 31, 2002 and the nine months ended September 30, 2003 (unaudited)
3. DARIEN TOWN CENTER:
- (a) Independent Auditors' Report

Edgar Filing: INLAND WESTERN RETAIL REAL ESTATE TRUST INC - Form POS AM

- (b) Historical Summary of Gross Income and Direct Operating Expenses for the year ended December 31, 2002
 - (c) Notes to the Historical Summary of Gross Income and Direct Operating Expenses for the year ended December 31, 2002
4. PROPERTIES ACQUIRED FROM THOMAS ENTERPRISES IN 2003:
- (a) Independent Auditors' Report
 - (b) Combined Historical Summary of Gross Income and Direct Operating Expenses for the year ended December 31, 2003
 - (c) Notes to the Combined Historical Summary of Gross Income and Direct Operating Expenses for the year ended December 31, 2003
5. STONY CREEK MARKETPLACE:
- (a) Historical Summary of Gross Income and Direct Operating Expenses for the year ended December 31, 2003 (unaudited)
 - (b) Notes to the Historical Summary of Gross Income and Direct Operating Expenses for the year ended December 31, 2003 (unaudited)
6. HICKORY RIDGE:
- (a) Independent Auditors' Report
 - (b) Historical Summary of Gross Income and Direct Operating Expenses for the year ended December 31, 2003 (unaudited)
 - (c) Notes to the Historical Summary of Gross Income and Direct Operating Expenses for the year ended December 31, 2003 (unaudited)
7. CORWEST PLAZA:
- (a) Independent Auditors' Report
 - (b) Historical Summary of Gross Income and Direct Operating Expenses for the period from May 29, 2003 through December 31, 2003
 - (c) Notes to the Historical Summary of Gross Income and Direct Operating Expenses for the period from May 29, 2003 through December 31, 2003
- F-2
8. METRO SQUARE CENTER (SUPERVALUE):
- (a) Independent Auditors' Report
 - (b) Historical Summary of Gross Income and Direct Operating Expenses for the year ended December 31, 2003
 - (c) Notes to the Historical Summary of Gross Income and Direct Operating Expenses for the year ended December 31, 2003
9. LARKSPUR LANDING:

Edgar Filing: INLAND WESTERN RETAIL REAL ESTATE TRUST INC - Form POS AM

- (a) Independent Auditors' Report
- (b) Historical Summary of Gross Income and Direct Operating Expenses for the year ended December 31, 2003
- (c) Notes to the Historical Summary of Gross Income and Direct Operating Expenses for the year ended December 31, 2003

10. NORTH RANCH PAVILION:

- (a) Independent Auditors' Report
- (b) Historical Summary of Gross Income and Direct Operating Expenses for the year ended December 31, 2003
- (c) Notes to the Historical Summary of Gross Income and Direct Operating Expenses for the year ended December 31, 2003

11. LA PLAZA DEL NORTE:

- (a) Independent Auditors' Report
- (b) Historical Summary of Gross Income and Direct Operating Expenses for the year ended December 31, 2003
- (c) Notes to the Historical Summary of Gross Income and Direct Operating Expenses for the year ended December 31, 2003

12. MACARTHUR CROSSING:

- (a) Independent Auditors' Report
- (b) Historical Summary of Gross Income and Direct Operating Expenses for the year ended December 31, 2003
- (c) Notes to the Historical Summary of Gross Income and Direct Operating Expenses for the year ended December 31, 2003

13. PROMENADE AT RED CLIFF:

- (a) Independent Auditors' Report
- (b) Historical Summary of Gross Income and Direct Operating Expenses for the year ended December 31, 2003 (unaudited)

F-3

- (c) Notes to the Historical Summary of Gross Income and Direct Operating Expenses for the year ended December 31, 2003 (unaudited)

14. PEORIA CROSSING:

- (a) Independent Auditors' Report
- (b) Historical Summary of Gross Income and Direct Operating Expenses for the year ended December 31, 2003
- (c) Notes to the Historical Summary of Gross Income and Direct Operating Expenses for the year ended December 31, 2003

Edgar Filing: INLAND WESTERN RETAIL REAL ESTATE TRUST INC - Form POS AM

15. DORMAN CENTRE:

- (a) Independent Auditors' Report
- (b) Historical Summary of Gross Income and Direct Operating Expenses for the year ended December 31, 2003
- (c) Notes to the Historical Summary of Gross Income and Direct Operating Expenses for the year ended December 31, 2003

16. HERITAGE TOWNE CROSSING:

- (a) Independent Auditors' Report
- (b) Historical Summary of Gross Income and Direct Operating Expenses for the year ended December 31, 2003
- (c) Notes to the Historical Summary of Gross Income and Direct Operating Expenses for the year ended December 31, 2003

17. PARADISE VALLEY MARKETPLACE:

- (a) Independent Auditors' Report
- (b) Historical Summary of Gross Income and Direct Operating Expenses for the year ended December 31, 2003 and the three months ended March 31, 2004 (unaudited)
- (c) Notes to the Historical Summary of Gross Income and Direct Operating Expenses for the year ended December 31, 2003 and the three months ended March 31, 2004 (unaudited)

18. BEST ON THE BOULEVARD:

- (a) Independent Auditors' Report
- (b) Historical Summary of Gross Income and Direct Operating Expenses for the year ended December 31, 2003 and the three months ended March 31, 2004 (unaudited)
- (c) Notes to the Historical Summary of Gross Income and Direct Operating Expenses for the year ended December 31, 2003 and the three months ended March 31, 2004 (unaudited)

19. BLUEBONNET PARC:

- (a) Independent Auditors' Report

F-4

- (b) Historical Summary of Gross Income and Direct Operating Expenses for the year ended December 31, 2003 and the three months ended March 31, 2004 (unaudited)
- (c) Notes to the Historical Summary of Gross Income and Direct Operating Expenses for the year ended December 31, 2003 and the three months ended March 31, 2004 (unaudited)

20. NORTH RIVERS TOWN CENTER:

- (a) Independent Auditors' Report

Edgar Filing: INLAND WESTERN RETAIL REAL ESTATE TRUST INC - Form POS AM

- (b) Historical Summary of Gross Income and Direct Operating Expenses for the period of October 1 (commencement of operations) to December 31, 2003 and the three months ended March 31, 2004
- (c) Notes to the Historical Summary of Gross Income and Direct Operating Expenses for the period 2003 (commencement of operations) to December 31, 2003 and the three months ended March 31, (unaudited)

21. ARVADA MARKETPLACE AND CONNECTION:

- (a) Independent Auditors' Report
- (b) Historical Summary of Gross Income and Direct Operating Expenses for the year ended December the three months ended March 31, 2004 (unaudited)
- (c) Notes to the Historical Summary of Gross Income and Direct Operating Expenses for the year e 2003 and the three months ended March 31, 2004 (unaudited)

22. EASTWOOD TOWNE CENTER:

- (a) Independent Auditors' Report
- (b) Historical Summary of Gross Income and Direct Operating Expenses for the year ended December the three months ended March 31, 2004 (unaudited)
- (c) Notes to the Historical Summary of Gross Income and Direct Operating Expenses for the year e 2003 and the three months ended March 31, 2004 (unaudited)

23. WATAUGA PAVILION:

- (a) Independent Auditors' Report
- (b) Historical Summary of Gross Income and Direct Operating Expenses for the period of August 15 (commencement of operations) to December 31, 2003 and the three months ended March 31, 2004
- (c) Notes to the Historical Summary of Gross Income and Direct Operating Expenses for the period 2003 (commencement of operations) to December 31, 2003 and the three months ended March 31,

24. NORTHPOINTE PLAZA:

- (a) Independent Auditors' Report
- (b) Historical Summary of Gross Income and Direct Operating Expenses for the year ended December the three months ended March 31, 2004 (unaudited)

F-5

- (c) Notes to the Historical Summary of Gross Income and Direct Operating Expenses for the year 2003 and the three months ended March 31, 2004 (unaudited)

25. PLAZA SANTA FE II:

- (a) Independent Auditors' Report
- (b) Historical Summary of Gross Income and Direct Operating Expenses for the year ended December the three months ended March 31, 2004 (unaudited)

Edgar Filing: INLAND WESTERN RETAIL REAL ESTATE TRUST INC - Form POS AM

- (c) Notes to the Historical Summary of Gross Income and Direct Operating Expenses for the year ended December 31, 2003 and the three months ended March 31, 2004 (unaudited)
26. PINE RIDGE PLAZA:
- (a) Independent Auditors' Report
 - (b) Historical Summary of Gross Income and Direct Operating Expenses for the year ended December 31, 2003 and the three months ended March 31, 2004 (unaudited)
 - (c) Notes to the Historical Summary of Gross Income and Direct Operating Expenses for the year ended December 31, 2003 and the three months ended March 31, 2004 (unaudited)
27. HUEBNER OAKS CENTER:
- (a) Independent Auditors' Report
 - (b) Historical Summary of Gross Income and Direct Operating Expenses for the year ended December 31, 2003 and the three months ended March 31, 2004 (unaudited)
 - (c) Notes to the Historical Summary of Gross Income and Direct Operating Expenses for the year ended December 31, 2003 and the three months ended March 31, 2004 (unaudited)
28. JOHN'S CREEK VILLAGE:
- (a) Independent Auditors' Report
 - (b) Historical Summary of Gross Income and Direct Operating Expenses for the period from September 1, 2003 (commencement of operations) to December 31, 2003 and the six months ended June 30, 2004 (unaudited)
 - (c) Notes to Historical Summary of Gross Income and Direct Operating Expenses for the period from September 1, 2003 (commencement of operations) to December 31, 2003 and the six months ended June 30, 2004 (unaudited)
29. LAKEWOOD TOWN CENTER
- (a) Independent Auditors' Report
 - (b) Historical Summary of Gross Income and Direct Operating Expenses for the year ended December 31, 2003 and the six months ended June 30, 2004 (unaudited)
 - (c) Notes to Historical Summary of Gross Income and Direct Operating Expenses for the year ended December 31, 2003 and the six months ended June 30, 2004 (unaudited)
- F-6
30. FULLERTON METROCENTER:
- (a) Independent Auditors' Report
 - (b) Historical Summary of Gross Income and Direct Operating Expenses for the year ended December 31, 2003 and the six months ended June 30, 2004 (unaudited)
 - (c) Notes to Historical Summary of Gross Income and Direct Operating Expenses for the year ended December 31, 2003 and the six months ended June 30, 2004 (unaudited)

Edgar Filing: INLAND WESTERN RETAIL REAL ESTATE TRUST INC - Form POS AM

31. DAVIS TOWNE CROSSING:

- (a) Independent Auditors' Report
- (b) Historical Summary of Gross Income and Direct Operating Expenses for the period from July 18 (commencement of operations) to December 31, 2003 and the six months ended June 30, 2004 (unaudited)
- (c) Notes to Historical Summary of Gross Income and Direct Operating Expenses for the period from July 18, 2003 (commencement of operations) to December 31, 2003 and the six months ended June 30, 2004 (unaudited)

32. NORTHGATE NORTH:

- (a) Independent Auditors' Report
- (b) Historical Summary of Gross Income and Direct Operating Expenses for the year ended December 31, 2003 and the six months ended June 30, 2004 (unaudited)
- (c) Notes to Historical Summary of Gross Income and Direct Operating Expenses for the year ended December 31, 2003 and the six months ended June 30, 2004 (unaudited)

33. CRANBERRY SQUARE:

- (a) Independent Auditors' Report
- (b) Historical Summary of Gross Income and Direct Operating Expenses for the year ended December 31, 2003 and the six months ended June 30, 2004 (unaudited)
- (c) Notes to Historical Summary of Gross Income and Direct Operating Expenses for the year ended December 31, 2003 and the six months ended June 30, 2004 (unaudited)

34. GATEWAY PLAZA SHOPPING CENTER:

- (a) Independent Auditors' Report
- (b) Historical Summary of Gross Income and Direct Operating Expenses for the year ended December 31, 2003 and the six months ended June 30, 2004 (unaudited)
- (c) Notes to Historical Summary of Gross Income and Direct Operating Expenses for the year ended December 31, 2003 and the six months ended June 30, 2004 (unaudited)

35. SAFEWAY PLAZA AT MARYSVILLE:

- (a) Independent Auditors' Report
- (b) Historical Summary of Gross Income and Direct Operating Expenses for the year ended December 31, 2003 and the six months ended June 30, 2004 (unaudited)

F-7

31, 2003 and the six months ended June 30, 2004 (unaudited)

- (c) Notes to Historical Summary of Gross Income and Direct Operating Expenses for the year ended December 31, 2003 and the six months ended June 30, 2004 (unaudited)

36. FORKS TOWN CENTER:

Edgar Filing: INLAND WESTERN RETAIL REAL ESTATE TRUST INC - Form POS AM

- (a) Independent Auditors' Report
 - (b) Historical Summary of Gross Income and Direct Operating Expenses for the year ended December 31, 2003 and the six months ended June 30, 2004 (unaudited)
 - (c) Notes to Historical Summary of Gross Income and Direct Operating Expenses for the year ended December 31, 2003 and the six months ended June 30, 2004 (unaudited)
37. CAPITAL CENTRE, LLC, GATEWAY VILLAGE LIMITED PARTNERSHIP, BEL AIR SQUARE JOINT VENTURE, TOWSON VENTURE LLP AND REISTERSTOWN PLAZA HOLDINGS, LLC:
- (a) Independent Auditors' Report
 - (b) Combined Historical Summary of Gross Income and Direct Operating Expenses for the year ended December 31, 2003 and the six months ended June 30, 2004 (unaudited)
 - (c) Notes to the Combined Historical Summary of Gross Income and Direct Operating Expenses for the year ended December 31, 2003 and the six months ended June 30, 2004 (unaudited)
38. THE SHOPS AT BOARDWALK:
- (a) Independent Auditors' Report
 - (b) Historical Summary of Gross Income and Direct Operating Expenses for the period from May 30, 2003 (commencement of operations) to December 31, 2003 and the six months ended June 30, 2004 (unaudited)
 - (c) Notes to the Historical Summary of Gross Income and Direct Operating Expenses for the period from May 30, 2003 (commencement of operations) to December 31, 2003 and the six months ended June 30, 2004 (unaudited)
39. MANCHESTER MEADOWS:
- (a) Independent Auditors' Report
 - (b) Historical Summary of Gross Income and Direct Operating Expenses for the year ended December 31, 2003 and the six months ended June 30, 2004 (unaudited)
 - (c) Notes to the Historical Summary of Gross Income and Direct Operating Expenses for the year ended December 31, 2003 and the six months ended June 30, 2004 (unaudited)
40. GOVERNOR'S MARKETPLACE:
- (a) Independent Auditors' Report
 - (b) Historical Summary of Gross Income and Direct Operating Expenses for the year ended December 31, 2003 and the six months ended June 30, 2004 (unaudited)
 - (c) Notes to the Historical Summary of Gross Income and Direct Operating Expenses for the year ended December 31, 2003 and the six months ended June 30, 2004 (unaudited)
41. MITCHELL RANCH PLAZA:

Edgar Filing: INLAND WESTERN RETAIL REAL ESTATE TRUST INC - Form POS AM

- (a) Independent Auditors' Report
- (b) Historical Summary of Gross Income and Direct Operating Expenses for the period from June 30, 2003 (commencement of operations) to December 31, 2003 and the six months ended June 30, 2004 (unaudited)
- (c) Notes to the Historical Summary of Gross Income and Direct Operating Expenses for the period from June 30, 2003 (commencement of operations) to December 31, 2003 and the six months ended June 30, 2004 (unaudited)

42. THE COLUMNS:

- (a) Independent Auditors' Report
- (b) Historical Summary of Gross Income and Direct Operating Expenses for the period from October 1, 2003 (commencement of operations) to December 31, 2003 and the six months ended June 30, 2004 (unaudited)
- (c) Notes to the Historical Summary of Gross Income and Direct Operating Expenses for the period from October 1, 2003 (commencement of operations) to December 31, 2003 and the six months ended June 30, 2004 (unaudited)

43. SAUCON VALLEY SQUARE:

- (a) Independent Auditors' Report
- (b) Historical Summary of Gross Income and Direct Operating Expenses for the year ended December 31, 2003 and the six months ended June 30, 2004 (unaudited)
- (c) Notes to the Historical Summary of Gross Income and Direct Operating Expenses for the year ended December 31, 2003 and the six months ended June 30, 2004 (unaudited)

44. LINCOLN PARK:

- (a) Independent Auditors' Report
- (b) Historical Summary of Gross Income and Direct Operating Expenses for the year ended December 31, 2003 and the six months ended June 30, 2004 (unaudited)
- (c) Notes to the Historical Summary of Gross Income and Direct Operating Expenses for the year ended December 31, 2003 and the six months ended June 30, 2004 (unaudited)

45. SHOPPES AT PROMINENCE POINT:

- (a) Historical Summary of Gross Income and Direct Operating Expenses for the period from March 1, 2004 (commencement of operations) to June 30, 2004 (unaudited)
- (b) Notes to the Historical Summary of Gross Income and Direct Operating Expenses for the period from March 1, 2004 (commencement of operations) to June 30, 2004 (unaudited)

46. LOW COUNTRY VILLAGE:

- (a) Historical Summary of Gross Income and Direct Operating Expenses for the period from February 1, 2004 (commencement of operations) to June 30, 2004 (unaudited)

F-9

- (b) Notes to the Historical Summary of Gross Income and Direct Operating Expenses for the period from February 1, 2004 (commencement of operations) to June 30, 2004 (unaudited)

Edgar Filing: INLAND WESTERN RETAIL REAL ESTATE TRUST INC - Form POS AM

47. SHOPPES AT DALLAS:

- (a) Historical Summary of Gross Income and Direct Operating Expenses for the period from March 1 (commencement of operations) to June 30, 2004 (unaudited)
- (b) Notes to the Historical Summary of Gross Income and Direct Operating Expenses for the period 2004 (commencement of operations) to June 30, 2004 (unaudited)

48. DORMAN CENTRE - PHASE II:

- (a) Historical Summary of Gross Income and Direct Operating Expenses for the period from March 1 (commencement of operations) to June 30, 2004 (unaudited)
- (b) Notes to the Historical Summary of Gross Income and Direct Operating Expenses for the period 2004 (commencement of operations) to June 30, 2004 (unaudited)

49. VILLAGE SHOPPES AT SIMONTON:

- (a) Historical Summary of Gross Income and Direct Operating Expenses for the period from May 1, (commencement of operations) to June 30, 2004 (unaudited)
- (b) Notes to the Historical Summary of Gross Income and Direct Operating Expenses for the period 2004 (commencement of operations) to June 30, 2004 (unaudited)

50. HARVEST TOWN CENTER:

- (a) Historical Summary of Gross Income and Direct Operating Expenses for the year ended December 31 and the six months ended June 30, 2004 (unaudited)
- (b) Notes to the Historical Summary of Gross Income and Direct Operating Expenses for the year ended December 31, 2003 and the six months ended June 30, 2004 (unaudited)

51. BED, BATH & BEYOND PLAZA:

- (a) Historical Summary of Gross Income and Direct Operating Expenses for the period from March 3 (commencement of operations) to June 30, 2004 (unaudited)
- (b) Notes to the Historical Summary of Gross Income and Direct Operating Expenses for the period 2004 (commencement of operations) to June 30, 2004 (unaudited)

52. AZALEA SQUARE:

- (a) Independent Auditors' Report
- (b) Historical Summary of Gross Income and Direct Operating Expenses for the period from July 4, (commencement of operations) to December 31, 2003 and the nine months ended September 30, 2004 (unaudited)
- (c) Notes to the Historical Summary of Gross Income and Direct Operating Expenses for the period 2003 (commencement of operations) to December 31, 2003 and the nine months ended September 30, 2004 (unaudited)

F-10

53. THE PROPERTIES ACQUIRED FROM BAYER PROPERTIES, INC.:

Edgar Filing: INLAND WESTERN RETAIL REAL ESTATE TRUST INC - Form POS AM

- (a) Independent Auditors' Report
 - (b) Combined Historical Summary of Gross Income and Direct Operating Expenses for the year ended 2003 and the nine months ended September 30, 2004 (unaudited)
 - (c) Notes to the Combined Historical Summary of Gross Income and Direct Operating Expenses for the year ended December 31, 2003 and the nine months ended September 30, 2004 (unaudited)
54. DENTON TOWN CROSSING:
- (a) Independent Auditors' Report
 - (b) Historical Summary of Gross Income and Direct Operating Expenses for the period from August 1, 2003 to December 31, 2003 and the nine months ended September 30, 2004 (unaudited)
 - (c) Notes to the Historical Summary of Gross Income and Direct Operating Expenses for the period from August 1, 2003 to December 31, 2003 and the nine months ended September 30, 2004 (unaudited)
55. THE PROPERTIES ACQUIRED FROM DONAHUE SCHRIBER:
- (a) Independent Auditors' Report
 - (b) Combined Historical Summary of Gross Income and Direct Operating Expenses for the year ended 2003 and the nine months ended September 30, 2004 (unaudited)
 - (c) Notes to the Combined Historical Summary of Gross Income and Direct Operating Expenses for the year ended December 31, 2003 and the nine months ended September 30, 2004 (unaudited)
56. GURNEE TOWN CENTRE:
- (a) Independent Auditors' Report
 - (b) Historical Summary of Gross Income and Direct Operating Expenses for the year ended December 31, 2003 and the nine months ended September 30, 2004 (unaudited)
 - (c) Notes to the Historical Summary of Gross Income and Direct Operating Expenses for the year ended December 31, 2003 and the nine months ended September 30, 2004 (unaudited)
57. WINCHESTER COMMONS:
- (a) Independent Auditors' Report
 - (b) Historical Summary of Gross Income and Direct Operating Expenses for the year ended December 31, 2003 and the nine months ended September 30, 2004 (unaudited)
 - (c) Notes to the Historical Summary of Gross Income and Direct Operating Expenses for the year ended December 31, 2003 and the nine months ended September 30, 2004 (unaudited)
58. MANSFIELD TOWNE CENTRE:
- (a) Independent Auditors' Report
 - (b) Historical Summary of Gross Income and Direct Operating Expenses for the period from July 23, 2003 (commencement of operations) to December 31, 2003 and the nine months ended September 30, 2004 (unaudited)

Edgar Filing: INLAND WESTERN RETAIL REAL ESTATE TRUST INC - Form POS AM

30, 2004 (unaudited)

- (c) Notes to the Historical Summary of Gross Income and Direct Operating Expenses for the period 2003 (commencement of operations) to December 31, 2003 and the nine months ended September 30, 2004 (unaudited)

59. FOX CREEK VILLAGE:

- (a) Independent Auditors' Report
- (b) Historical Summary of Gross Income and Direct Operating Expenses for the period from November 1, 2003 (commencement of operations) to December 31, 2003 and the nine months ended September 30, 2004 (unaudited)
- (c) Notes to the Historical Summary of Gross Income and Direct Operating Expenses for the period 2003 to December 31, 2003 and the nine months ended September 30, 2004 (unaudited)

60. GATEWAY PAVILION:

- (a) Independent Auditors' Report
- (b) Historical Summary of Gross Income and Direct Operating Expenses for the year ended December 31, 2003 and the nine months ended September 30, 2004 (unaudited)
- (c) Notes to the Historical Summary of Gross Income and Direct Operating Expenses for the year ended December 31, 2003 and the nine months ended September 30, 2004 (unaudited)

61. NORTHWOODS SHOPPING CENTER:

- (a) Independent Auditors' Report
- (b) Historical Summary of Gross Income and Direct Operating Expenses for the year ended December 31, 2003 and the nine months ended September 30, 2004 (unaudited)
- (c) Notes to the Historical Summary of Gross Income and Direct Operating Expenses for the year ended December 31, 2003 and the nine months ended September 30, 2004 (unaudited)

62. OSWEGO COMMONS:

- (a) Independent Auditors' Report
- (b) Historical Summary of Gross Income and Direct Operating Expenses for the year ended December 31, 2003 and the nine months ended September 30, 2004 (unaudited)
- (c) Notes to the Historical Summary of Gross Income and Direct Operating Expenses for the year ended December 31, 2003 and the nine months ended September 30, 2004 (unaudited)

63. LAKE MARY POINTE:

- (a) Historical Summary of Gross Income and Direct Operating Expenses for the year ended December 31, 2003 and the nine months ended September 30, 2004 (unaudited)
- (b) Notes to the Historical Summary of Gross Income and Direct Operating Expenses for year ended December 31, 2003 and the nine months ended September 30, 2004 (unaudited)

Edgar Filing: INLAND WESTERN RETAIL REAL ESTATE TRUST INC - Form POS AM

64. PUBLIX CENTER - MT. PLEASANT:

- (a) Historical Summary of Gross Income and Direct Operating Expenses for the period from April 1 (commencement of operations) to September 30, 2004 (unaudited)
- (b) Notes to the Historical Summary of Gross Income and Direct Operating Expenses for the period 2004 (commencement of operations) to September 30, 2004 (unaudited)

65. FIVE FORKS:

- (a) Historical Summary of Gross Income and Direct Operating Expenses for the year ended December the nine months ended September 30, 2004 (unaudited)
- (b) Notes to the Historical Summary of Gross Income and Direct Operating Expenses for the year e 2003 and the nine months ended September 30, 2004 (unaudited)

66. GATEWAY STATION:

- (a) Historical Summary of Gross Income and Direct Operating Expenses for the period from June 21 (commencement of operations) to September 30, 2004 (unaudited)
- (b) Notes to the Historical Summary of Gross Income and Direct Operating Expenses for the period 2004 (commencement of operations) to September 30, 2004 (unaudited)

67. SHOPS AT FOREST COMMONS:

- (a) Historical Summary of Gross Income and Direct Operating Expenses for the year ended December the nine months ended September 30, 2004 (unaudited)
- (b) Notes to the Historical Summary of Gross Income and Direct Operating Expenses for the year e 2003 and the nine months ended September 30, 2004 (unaudited)

68. SOUTHLAKE TOWN SQUARE:

- (a) Independent Auditors' Report
- (b) Historical Summary of Gross Income and Direct Operating Expenses for the year ended December the nine months ended September 30, 2004 (unaudited)
- (c) Notes to the Historical Summary of Gross Income and Direct Operating Expenses for the year e 2003 and the nine months ended September 30, 2004 (unaudited)

69. THE PROPERTIES ACQUIRED FROM EASTERN RETAIL HOLDINGS, LP:

- (a) Independent Auditors' Report
- (b) Combined Historical Summary of Gross Income and Direct Operating Expenses for the year ended 2003 and the nine months ended September 30, 2004 (unaudited)
- (c) Notes to the Combined Historical Summary of Gross Income and Direct Operating Expenses for t December 31, 2003 and the nine months ended September 30, 2004 (unaudited)

Edgar Filing: INLAND WESTERN RETAIL REAL ESTATE TRUST INC - Form POS AM

The Board of Directors and Shareholders
Inland Western Retail Real Estate Trust, Inc.:

We have audited the consolidated financial statements of Inland Western Retail Real Estate Trust, Inc. (the Company) as listed in the accompanying index. In connection with our audit of the consolidated financial statements, we also have audited the financial statement schedule as listed in the accompanying index. These consolidated financial statements and financial statement schedule are the responsibility of the Company's management. Our responsibility is to express an opinion on these consolidated financial statements and financial statement schedule based on our audit.

We conducted our audit in accordance with the standards of the Public Company Accounting Oversight Board (United States). Those standards require that we plan and perform the audit to obtain reasonable assurance about whether the consolidated financial statements are free of material misstatement. An audit includes examining, on a test basis, evidence supporting the amounts and disclosures in the consolidated financial statements. An audit also includes assessing the accounting principles used and significant estimates made by management, as well as evaluating the overall financial statement presentation. We believe that our audit provides a reasonable basis for our opinion.

In our opinion, the consolidated financial statements referred to above present fairly, in all material respects, the financial position of Inland Western Retail Real Estate Trust, Inc. as of December 31, 2003 and the results of their operations and their cash flows for the period from March 5, 2003 (inception) to December 31, 2003, in conformity with U.S. generally accepted accounting principles. Also, in our opinion, the related financial statement schedule, when considered in relation to the basic consolidated financial statements taken as a whole, presents fairly, in all material respects, the information set forth therein.

KPMG LLP

Chicago, Illinois
February 13, 2004

F-14

INLAND WESTERN RETAIL REAL ESTATE TRUST, INC. (A Maryland Corporation)

Consolidated Balance Sheet

December 31, 2003

ASSETS

Investment properties:

| | | |
|---------------------------------|----|-------------|
| Land | \$ | 36,280,244 |
| Building and other improvements | | 86,439,670 |
| | | ----- |
| | | 122,719,914 |
| Less accumulated depreciation | | (140,497) |
| | | ----- |

Edgar Filing: INLAND WESTERN RETAIL REAL ESTATE TRUST INC - Form POS AM

| | |
|--|----------------|
| Net investment properties | 122,579,417 |
| Cash and cash equivalents | 64,381,134 |
| Accounts and rents receivable | 1,147,551 |
| Due from affiliates | 918,750 |
| Note receivable | 7,552,155 |
| Acquired in-place lease intangibles (net of accumulated amortization of \$51,773) | 8,753,908 |
| Acquired above market lease intangibles (net of accumulated amortization of \$5,227) | 1,590,446 |
| Loan fees (net of accumulated amortization of \$24,835) | 1,434,160 |
| Other assets | 3,744,642 |
| | ----- |
| Total assets | \$ 212,102,163 |
| | ===== |

See accompanying notes to consolidated financial statements.

F-15

INLAND WESTERN RETAIL REAL ESTATE TRUST, INC.
(A Maryland Corporation)

Consolidated Balance Sheet
(continued)

December 31, 2003

LIABILITIES AND STOCKHOLDER'S EQUITY

| | |
|---|-------------|
| Liabilities: | |
| Accounts payable | \$ 505,448 |
| Accrued offering costs due to affiliates | 1,369,366 |
| Accrued real estate taxes | 1,392,069 |
| Distributions payable | 927,539 |
| Security deposits | 108,189 |
| Mortgages payable | 29,627,000 |
| Line of credit | 5,000,000 |
| Prepaid rental and recovery income | 104,756 |
| Advances from sponsor | 1,202,519 |
| Acquired below market lease intangibles (net of accumulated amortization of \$15,386) | 5,910,413 |
| Other liabilities | 71,927 |
| Due to affiliates | 2,154,158 |
| | ----- |
| Total liabilities | 48,373,384 |
| | ----- |
| Stockholders' equity: | |
| Preferred stock, \$.001 par value, 10,000,000 shares authorized, none outstanding | - |
| Common stock, \$.001 par value, 250,000,000 shares authorized, 18,737,141 shares issued and outstanding | 18,737 |
| Additional paid in capital (net of offering costs of \$22,144,814 of which \$1,369,366 was paid or accrued to affiliates) | 165,168,650 |

Edgar Filing: INLAND WESTERN RETAIL REAL ESTATE TRUST INC - Form POS AM

| | |
|---|----------------|
| Accumulated distributions in excess of net loss | (1,458,608) |
| | ----- |
| Total stockholders' equity | 163,728,779 |
| | ----- |
| Commitments and contingencies (Note 11) | |
| Total liabilities and stockholders' equity | \$ 212,102,163 |
| | ===== |

See accompanying notes to consolidated financial statements.

F-16

INLAND WESTERN RETAIL REAL ESTATE TRUST, INC.
(A Maryland Corporation)

Consolidated Statement of Operations

For the period from March 5, 2003 (inception) through December 31, 2003

| | |
|---|--------------|
| Income: | |
| Rental income | \$ 606,645 |
| Real estate tax recovery income | 95,654 |
| Common area costs recovery income | 42,334 |
| Interest income | 37,648 |
| | ----- |
| Total income | 782,281 |
| | ----- |
| Expenses: | |
| Professional services | 88,058 |
| General and administrative expenses to affiliates | 104,259 |
| General and administrative expenses to non-affiliates | 127,896 |
| Property operating expenses to affiliates | 16,627 |
| Property operating expenses to non-affiliates | 30,963 |
| Real estate tax | 95,654 |
| Interest | 135,735 |
| Depreciation | 140,497 |
| Amortization | 76,608 |
| Acquisition cost expenses to affiliates | 7,563 |
| Acquisition cost expenses to non-affiliates | 131,700 |
| | ----- |
| Total expenses | 955,560 |
| | ----- |
| Net loss | \$ (173,279) |
| | ===== |
| Net loss per common share, basic and diluted | \$ (.07) |
| | ===== |
| Weighted average number of common shares outstanding, basic and diluted | 2,520,986 |
| | ===== |

See accompanying notes to consolidated financial statements

F-17

INLAND WESTERN RETAIL REAL ESTATE TRUST, INC.
(A Maryland Corporation)

Consolidated Statement of Stockholders' Equity

For the period from March 5, 2003 (inception) to December 31, 2003

| | NUMBER OF SHARES | COMMON STOCK | ADDITIONAL PAID-IN CAPITAL | A DI IN |
|---|---------------------|-----------------|----------------------------------|---------------|
| Balance at March 5, 2003 (inception) | - | - | - | |
| Net loss | - | - | - | |
| Distributions declared (\$.15 per weighted average number of common shares outstanding) | - | - | - | |
| Proceeds from offering | 18,718,092 | 18,718 | 187,127,565 | |
| Offering costs | | - | (22,144,814) | |
| Proceeds from DRP | 19,049 | 19 | 180,949 | |
| Common stock option expense | - | - | 4,950 | |
| Balance at December 31, 2003 | 18,737,141 | \$ 18,737 | \$ 165,168,650 | |

See accompanying notes to consolidated financial statements.

F-18

INLAND WESTERN RETAIL REAL ESTATE TRUST, INC.
(A Maryland Corporation)

STATEMENT OF CASH FLOWS

For the period from March 5, 2003 (inception) through December 31, 2003

| | |
|---|--------------|
| Cash flows from operations: | |
| Net loss | \$ (173,279) |
| Adjustments to reconcile net loss to net cash provided by operating activities: | |
| Depreciation | 140,497 |
| Amortization | 76,608 |
| Amortization on acquired above market leases | 5,227 |
| Amortization on acquired below market leases | (15,386) |
| Stock option expense | 4,950 |
| Changes in assets and liabilities: | |

Edgar Filing: INLAND WESTERN RETAIL REAL ESTATE TRUST INC - Form POS AM

| | |
|---|---------------|
| Accounts and rents receivable | (1,147,551) |
| Accrued real estate taxes | 1,240,567 |
| Accounts payable | 306,996 |
| Prepaid rental and recovery income | 104,756 |
| Other liabilities | 71,927 |
| Security deposits | 108,189 |
| | ----- |
| Net cash flows provided by operating activities | 723,501 |
| | ----- |
| Cash flows from investing activities: | |
| Purchase of investment properties | (122,719,914) |
| Acquired above market leases | (1,595,673) |
| Acquired in place lease intangibles | (8,805,681) |
| Acquired below market leases | 5,925,799 |
| Other assets | (830,697) |
| Funding of note receivable | (7,552,155) |
| Due to affiliates | 2,154,158 |
| | ----- |
| Net cash flows used in investing activities | (133,424,163) |
| | ----- |
| Cash flows from financing activities: | |
| Proceeds from offering | 187,146,283 |
| Proceeds from the DRP | 180,968 |
| Payment of offering costs | (20,775,448) |
| Loan proceeds | 29,627,000 |
| Proceeds from unsecured line of credit | 5,000,000 |
| Loan fees | (4,022,986) |
| Distributions paid | (357,790) |
| Due from affiliates | (918,750) |
| Advances from sponsor | 1,202,519 |
| | ----- |
| Net cash flows provided by financing activities | 197,081,796 |
| | ----- |

See accompanying notes to financial statements

F-19

INLAND WESTERN RETAIL REAL ESTATE TRUST, INC.
(A Maryland Corporation)

STATEMENT OF CASH FLOWS
(continued)

For the period from March 5, 2003 (inception) through December 31, 2003

| | |
|---|---------------|
| Net increase in cash and cash equivalents | \$ 64,381,134 |
| Cash and cash equivalents, at beginning of period | - |
| | ----- |
| Cash and cash equivalents, at end of period | \$ 64,381,134 |
| | ===== |

Supplement disclosure of cash flow information:

Edgar Filing: INLAND WESTERN RETAIL REAL ESTATE TRUST INC - Form POS AM

| | | |
|---|----|-----------|
| Cash paid for interest | \$ | 135,735 |
| ===== | | |
| Supplement schedule of non-cash financing activities: | | |
| Distributions payable | \$ | 927,539 |
| ===== | | |
| Accrued offering costs payable | \$ | 1,369,366 |
| ===== | | |

See accompanying notes to financial statements

F-20

INLAND WESTERN RETAIL REAL ESTATE TRUST, INC.
(A Maryland Corporation)

NOTES TO CONSOLIDATED FINANCIAL STATEMENTS
December 31, 2003
(unaudited)

(1) Organization

Inland Western Retail Real Estate Trust, Inc. (the "Company") was formed on March 5, 2003 to acquire and manage a diversified portfolio of real estate, primarily multi-tenant shopping centers. The Advisory Agreement provides for Inland Western Retail Real Estate Advisory Services, Inc. (the "Advisor"), an Affiliate of the Company, to be the Advisor to the Company. On September 15, 2003, the Company commenced an initial public offering of up to 250,000,000 shares of common stock at \$10 each and the issuance of 20,000,000 shares at \$9.50 each which may be distributed pursuant to the Company's distribution reinvestment program.

The Company is qualified and has elected to be taxed as a real estate investment trust ("REIT") under the Internal Revenue Code of 1986, as amended, for federal income tax purposes commencing with the tax year ending December 31, 2003. Since the Company qualifies for taxation as a REIT, the Company generally will not be subject to federal income tax to the extent it distributes at least 90% of its REIT taxable income to its stockholders. If the Company fails to qualify as a REIT in any taxable year, the Company will be subject to federal income tax on its taxable income at regular corporate tax rates. Even if the Company qualifies for taxation as a REIT, the Company may be subject to certain state and local taxes on its income and property and federal income and excise taxes on its undistributed income.

The Company provides the following programs to facilitate investment in the Company's shares and to provide limited liquidity for stockholders.

The Company allows stockholders who purchase shares in the offering to purchase additional shares from the Company by automatically reinvesting distributions through the distribution reinvestment program ("DRP"), subject to certain share ownership restrictions. Such purchases under the DRP are not be subject to selling commissions or the marketing contribution and due diligence expense allowance, and are made at a price of \$9.50 per share.

The Company will repurchase shares under the share repurchase program ("SRP"), if requested, at least once quarterly on a first-come, first-served basis, subject to certain restrictions. Subject to funds being available, the Company will limit the number of shares repurchased during any calendar year to 5% of

Edgar Filing: INLAND WESTERN RETAIL REAL ESTATE TRUST INC - Form POS AM

the weighted average number of shares outstanding during the prior calendar year. Funding for the SRP will come exclusively from proceeds that the Company receives from the sale of shares under the DRP and such other operating funds, if any, as the Company's board of directors, at its sole discretion, may reserve for this purpose. The board, at its sole discretion, may choose to terminate the share repurchase program after the end of the offering period, or reduce the number of shares purchased under the program, if it determines that the funds allocated to the SRP are needed for other purposes, such as the acquisition, maintenance or repair of properties, or for use in making a declared distribution. A determination by the board to eliminate or reduce the share repurchase program will require the unanimous affirmative vote of the independent directors. As of December 31, 2003, no shares have been repurchased by the Company.

The accompanying Consolidated Financial Statements include the accounts of the Company, as well as all wholly owned subsidiaries. Wholly owned subsidiaries generally consist of limited liability companies ("LLC's"). The effects of all significant intercompany transactions have been eliminated.

F-21

INLAND WESTERN RETAIL REAL ESTATE TRUST, INC.
(A Maryland Corporation)

NOTES TO CONSOLIDATED FINANCIAL STATEMENTS
(continued)

December 31, 2003

(2) Summary of Significant Accounting Policies

The preparation of the financial statements in conformity with accounting principles generally accepted in the United State of America ("GAAP") requires management of the Company to make estimates and assumptions relating to the reported amount of assets and liabilities and the disclosure of contingent assets and liabilities at the date of the financial statements and the reported amounts of revenues and expenses during the reporting periods. Actual results could differ from those estimates.

Highly liquid investments with a maturity of three months or less when purchased are classified as cash equivalents.

Costs associated with the offering are deferred and charged against the gross proceeds of the offering upon closing. Formation and organizational costs are expensed as incurred. As of December 31, 2003, \$7,500 of organizational costs were expensed.

The Company applies the fair value method of accounting as prescribed by SFAS No. 123, ACCOUNTING FOR STOCK-BASED COMPENSATION for its stock options granted. Under this method, the Company will report the value of granted options as a charge against earnings ratably over the vesting period.

Real estate acquisitions are recorded at costs less accumulated depreciation. Ordinary repairs and maintenance are expensed as incurred.

Depreciation expense is computed using the straight line method. Building and improvements are depreciated based upon estimated useful lives of 30 years for building and improvements and 15 years for site improvements.

Edgar Filing: INLAND WESTERN RETAIL REAL ESTATE TRUST INC - Form POS AM

The Company performed an impairment analysis for its long-lived assets in accordance with Statement of Financial Accounting Standards No. 144 ("SFAS 144") to ensure that the investment property's carrying value does not exceed its fair value. The valuation analysis performed by the Company was based upon many factors which require difficult, complex or subjective judgments to be made. Such assumptions include projecting vacancy rates, rental rates, operating expenses, lease terms, tenant financial strength, economy, demographics, property location, capital expenditures and sales value among other assumptions to be made upon valuing each property. This valuation is sensitive to the actual results of any of these uncertain factors, either individually or taken as a whole. Based upon the Company's judgment, no impairment was warranted as of December 31, 2003.

Tenant improvements are amortized on a straight line basis over the life of the related lease as a component of amortization expense.

Leasing fees are amortized on a straight-line basis over the life of the related lease.

Loan fees are amortized on a straight-line basis over the life of the related loans.

F-22

INLAND WESTERN RETAIL REAL ESTATE TRUST, INC.
(A Maryland Corporation)

NOTES TO CONSOLIDATED FINANCIAL STATEMENTS
(continued)

December 31, 2003

The Company allocates the purchase price of the each acquired investment property between land, building and improvements, acquired above market and below market leases, in-place lease value, customer relationship value, and any assumed financing that is determined to be above or below market terms. The allocation of the purchase price is an area that requires judgment and significant estimates. The Company uses the information contained in the independent appraisal obtained at acquisition as the primary basis for the allocation to land and building and improvements. The aggregate value of intangibles is measured based on the difference between the stated price and the property value as if vacant. The Company determines whether any financing assumed is above or below market based upon comparison to similar financing terms for similar investment properties. The Company also allocates a portion of the purchase price to the estimated acquired in-place lease costs based on estimated lease execution costs for similar leases and we consider various factors including geographic location and size of leased space. The Company also evaluates each acquired lease based upon current market rates at the acquisition date and we consider various factors including geographical location, size and location of leased space within the investment property, tenant profile, and the credit risk of the tenant in determining whether the acquired lease is above or below market lease costs. After an acquired lease is determined to be above or below market lease costs, the Company allocates a portion of the purchase price to such above or below acquired lease costs based upon the present value of the difference between the contractual lease rate and the estimated market rate. The determination of the discount rate used in the present value calculation is based upon the "risk free rate." This discount rate is a significant factor in determining the market valuation which requires our judgment of subjective factors such as market knowledge, economic, demographics, location, visibility, location, age and physical condition of the property.

Edgar Filing: INLAND WESTERN RETAIL REAL ESTATE TRUST INC - Form POS AM

The application of SFAS 141 and SFAS 142 resulted in the recognition upon acquisition of additional intangible assets and liabilities relating to the 2003 real estate acquisitions. The portion of the purchase price allocated to acquired above market lease costs and acquired below market lease costs are amortized on a straight line basis over the life of the related lease as an adjustment to rental income. Amortization pertaining to the above market lease costs of \$5,227 was applied as a reduction to rental income for the period from March 5, 2003 (inception) to December 31, 2003. Amortization pertaining to the below market lease costs of \$15,386 was applied as an increase to rental income for the period from March 5, 2003 (inception) to December 31, 2003. The table below presents the amortization during the next five years related to the acquired above market lease costs and the below market lease costs for properties owned at December 31, 2003:

| Amortization of: | 2004 | 2005 | 2006 | 2007 |
|--|-----------|-----------|-----------|----------|
| | ---- | ---- | ---- | ---- |
| Acquired above market lease costs | (431,185) | (431,185) | (429,043) | (37,016) |
| Acquired below market lease costs | 582,355 | 582,355 | 582,355 | 561,053 |
| Net rental income increase / (decrease) | 151,170 | 151,170 | 153,312 | 524,037 |
| Acquired in place lease intangibles | 963,821 | 963,821 | 963,821 | 963,821 |

The portion of the purchase price allocated to acquired in-place lease intangibles are amortized on a straight line basis over the life of the related lease. We incurred amortization expense pertaining to acquired in-place lease intangibles of \$51,773 for the period from March 5, 2003 (inception) to December 31, 2003.

F-23

INLAND WESTERN RETAIL REAL ESTATE TRUST, INC.
(A Maryland Corporation)

NOTES TO CONSOLIDATED FINANCIAL STATEMENTS
(continued)

December 31, 2003

Rental income is recognized on a straight-line basis over the term of each lease. The difference between rental income earned on a straight-line basis and the cash rent due under the provisions of the lease agreements is recorded as deferred rent receivable and is included as a component of accounts and rents receivable in the accompanying consolidated balance sheets.

The carrying amount of the Company's debt approximates fair value. The carrying amount of the Company's other financial instruments approximate fair value because of the relatively short maturity of these instruments.

Staff Accounting Bulletin 101, "Revenue Recognition in Financial Statements" ("SAB 101"), determined that a lessor should defer recognition of contingent rental income (i.e. percentage/excess rent) until the specified target (i.e.

Edgar Filing: INLAND WESTERN RETAIL REAL ESTATE TRUST INC - Form POS AM

breakpoint) that triggers the contingent rental income is achieved. The Company records percentage rental revenue in accordance with the SAB 101.

(3) Transactions with Affiliates

The Advisor contributed \$200,000 to the capital of the Company for which it received 20,000 shares of common stock.

As of December 31, 2003, the Company had incurred \$22,144,814 of offering costs. Pursuant to the terms of the offering, the Advisor has guaranteed payment of all public offering expenses (excluding sales commissions and the marketing contribution and the due diligence expense allowance) in excess of 5.5% of the gross proceeds of the offering or all organization and offering expenses (including selling commissions) which together exceed 15% of gross proceeds. As of December 31, 2003, offering costs did not exceed the 5.5% and 15% limitations. The Company anticipates that these costs will not exceed these limitations upon completion of the offering.

Certain compensation and fees payable to the Advisor for services to be provided to the Company are limited to maximum amounts.

Nonsubordinated payments:

Offering stage:

| | |
|--|---|
| Selling commissions | 7.5% of the sale price for each share |
| Marketing contribution and due diligence allowance | 3.0% of the gross offering proceeds |
| Reimbursable expenses and other expenses of issuance | We will reimburse our sponsor for actual costs incurred, on our behalf, in connection with the offering |

Acquisition stage:

| | |
|----------------------|---|
| Acquisition expenses | We will reimburse an affiliate of our Advisor for costs incurred, on our behalf, in connection with the acquisition of properties |
|----------------------|---|

F-24

INLAND WESTERN RETAIL REAL ESTATE TRUST, INC.
(A Maryland Corporation)

NOTES TO CONSOLIDATED FINANCIAL STATEMENTS
(continued)

December 31, 2003

Operational stage:

| | |
|---|---|
| Property management fee THIS FEE TERMINATES UPON A BUSINESS COMBINATION WITH THE PROPERTY MANAGEMENT COMPANY. | 4.5% of the gross income from the properties. (cannot exceed 90% of the fee which would be payable to an unrelated third party) |
| Loan servicing fee | .03% of the total principal amount of |

Edgar Filing: INLAND WESTERN RETAIL REAL ESTATE TRUST INC - Form POS AM

the loans being serviced For each full year, up to the first \$100 million and a lesser percentage on a sliding scale thereafter

Other property level services

Compensation for these services will not exceed 90% of that which would be paid to any third party for such services

Reimbursable expenses relating to administrative services

The compensation and reimbursements to our Advisor and its affiliates will be approved by a majority of our directors

Liquidation stage:

Property disposition fee
THIS FEE TERMINATES UPON A
BUSINESS COMBINATION WITH
THE ADVISOR

Lesser of 3% of sales price or 50% of the customary commission which would be paid to a third party

Subordinated payments:

Operational stage:

Advisor asset management fee
THIS FEE TERMINATES UPON A
BUSINESS COMBINATION WITH
THE ADVISOR

Not more than 1% per annum of our average assets; Subordinated to a non-cumulative, non-compounded return, equal to 6% per annum

Liquidation stage:

Incentive advisory fee
THIS FEE TERMINATES UPON A
BUSINESS COMBINATION WITH
THE ADVISOR

After the stockholders have first received a 10% cumulative, non-compounded return per year and a return of their net investment, an incentive advisory fee equal to 15% on net proceeds from the sale of a property will be paid to the Advisor

On October 31, 2003, the Company acquired an existing shopping center known as The Shops at Park Place through the purchase of all of the membership interests of the general partner and the membership interests of the limited partner of the limited partnership holding title to this property. The center contains approximately 116,300 gross leasable square feet and is located in Plano, Texas. An affiliate of our Advisor, Inland Park Place Limited Partnership, acquired this property on September 30, 2003 from CDG Park Place LLC, an unaffiliated third party for \$23,868,000. Inland Park Place Limited Partnership agreed to sell this property to the Company when sufficient funds from the sale of shares to acquire

F-25

INLAND WESTERN RETAIL REAL ESTATE TRUST, INC.
(A Maryland Corporation)

NOTES TO CONSOLIDATED FINANCIAL STATEMENTS
(continued)

December 31, 2003

Edgar Filing: INLAND WESTERN RETAIL REAL ESTATE TRUST INC - Form POS AM

this property were raised. Inland Park Place Limited Partnership agreed to sell this property to the Company for the price the affiliate paid to the unaffiliated third party, plus any actual costs incurred. The Company's board of directors unanimously approved acquiring this property, including a unanimous vote of the independent directors. The total acquisition cost to the Company was \$24,000,000, which included \$132,000 of costs incurred by the affiliate.

The Advisor and its affiliates are entitled to reimbursement for salaries and expenses of employees of the Advisor and its affiliates relating to the offering. In addition, an affiliate of the Advisor is entitled to receive selling commissions, and the marketing contribution and due diligence expense allowance from the Company in connection with the offering. Such costs are offset against the Stockholders' equity accounts. Such costs totaled \$16,859,779 for the period from March 5, 2003 (inception) to December 31, 2003, of which \$1,369,366 was unpaid at December 31, 2003.

The Advisor and its affiliates are entitled to reimbursement for general and administrative costs of the Advisor and its affiliates relating to our administration. Such costs are included in general and administrative expenses to affiliates, professional services to affiliates, and acquisition cost expenses to affiliates, in addition to costs that were capitalized pertaining to property acquisitions. During the period from March 5, 2003 (inception) to December 31, 2003, the Company incurred \$194,017 of these costs, of which \$40,703 remained unpaid as of December 31, 2003.

An affiliate of the Advisor provides loan servicing to the Company for an annual fee. The agreement allows for annual fees totaling .05% of the first \$100,000,000 in mortgage balance outstanding and .03% of the remaining mortgage balance, payable monthly. Such fees totaled \$328 in the period from March 5, 2003 (inception) to December 31, 2003.

The Company used the services of an affiliate of the Advisor to facilitate the mortgage financing that the Company obtained on some of the properties purchased. Such costs are capitalized as loan fees and amortized over the respective loan term. During the period from March 5, 2003 (inception) to December 31, 2003, the Company paid loan fees totaling \$59,523 to this affiliate.

The property managers, entities owned principally by individuals who are affiliates of the Advisor, are entitled to receive property management fees totaling 4.5% of gross operating income, for management and leasing services. The Company incurred and paid property management fees of \$16,627 for the period from March 5, 2003 (inception) to December 31, 2003. None remained unpaid as of December 31, 2003.

The Company established a discount stock purchase policy for affiliates of the Company and the Advisor that enables the affiliates to purchase shares of common stock at a discount at either \$8.95 or \$9.50 per share depending when the shares are purchased. The Company sold 59,497 shares to affiliates and recognized an expense related to these discounts of \$62,472 for the period from March 5, 2003 (inception) to December 31, 2003.

As of December 31, 2003 the Company was due funds from affiliates in the amount of \$918,750 which is comprised of \$73,750 due from an affiliate for costs paid on their behalf by the Company and \$845,000 which is due from the sponsor for reimbursement of December distributions paid in January by the Company. The sponsor has agreed to advance funds to the Company for distributions paid to our shareholders until funds from operations are adequate to cover the distributions. As of December 31, 2003 the Company owed funds to the sponsor in the amount of \$1,202,517 for repayment of these funds.

As of December 31, 2003 the Company owed funds to an affiliate in the amount of

Edgar Filing: INLAND WESTERN RETAIL REAL ESTATE TRUST INC - Form POS AM

\$2,154,158 for the reimbursement of costs paid by the affiliate on behalf of the Company.

F-26

INLAND WESTERN RETAIL REAL ESTATE TRUST, INC.
(A Maryland Corporation)

NOTES TO CONSOLIDATED FINANCIAL STATEMENTS
(continued)

December 31, 2003

(3) Stock Option Plan

The Company has adopted an Independent Director Stock Option Plan which, subject to certain conditions, provides for the grant to each independent director of an option to acquire 3,000 shares following their becoming a director and for the grant of additional options to acquire 500 shares on the date of each annual stockholders' meeting. The options for the initial 3,000 shares are exercisable as follows: 1,000 shares on the date of grant and 1,000 shares on each of the first and second anniversaries of the date of grant. The subsequent options will be exercisable on the second anniversary of the date of grant. The initial options will be exercisable at \$8.95 per share. The subsequent options will be exercisable at the fair market value of a share on the last business day preceding the annual meeting of stockholders. As of December 31, 2003, we have issued 3,000 options to acquire shares to each of our independent directors, for a total of 15,000 options, of which none have been exercised or expired.

The per share weighted average fair value of options granted was \$0.60 on the date of the grant using the Black Scholes option-pricing model with the following assumptions: expected dividend yield of 8%, risk free interest rate of 2.0%, expected life of five years and expected volatility rate of 18.0%. The Company has recorded \$3,000 as expense for the 5,000 options (1,000 options per director) vesting upon the date of grant as of December 31, 2003 and will record the remaining \$6,000 in expense ratably over the remaining two-year vesting period.

(4) New Accounting Pronouncements

In January 2003, FASB ISSUED INTERPRETATION 46, Consolidation of Variable Interest Entities or Interpretation 46, which addresses the consolidation of certain entities in which a company has a controlling financial interest through means other than voting rights. This interpretation was revised in December 2003. For calendar year companies, Interpretation 46 contains an effective date of December 31, 2003 for special purpose entities and periods ending after March 15, 2004 for all other entities. The Company does not own interests in special purpose entities and management does not believe that the adoption of Interpretation 46 will have a material impact on the Company's financial statements.

On May 15, 2003, the Financial Accounting Standards Board issued Statement No. 150, ACCOUNTING FOR CERTAIN FINANCIAL INSTRUMENTS WITH CHARACTERISTICS OF BOTH LIABILITIES AND EQUITY. The Statement requires issuers to classify as liabilities (or assets in some circumstances) three classes of freestanding financial instruments that embody obligations for the issuer. Generally, the Statement is effective for financial instruments entered into or modified after May 31, 2003 and is otherwise effective at the beginning of the first interim period beginning after June 15, 2003. The Company adopted the provisions of the Statement on July 1, 2003.

Edgar Filing: INLAND WESTERN RETAIL REAL ESTATE TRUST INC - Form POS AM

The Company did not enter into any financial instruments within the scope of the Statement during the period from March 5, 2003 (inception) to December 31, 2003. To the extent stockholders request shares to be repurchased by the Company under the Share Repurchase Program, the Company's obligation to repurchase such shares will be classified as a liability at the redemption amount at the date documentation is complete and accepted by the Company in accordance with the plan documents.

F-27

INLAND WESTERN RETAIL REAL ESTATE TRUST, INC.
(A Maryland Corporation)

NOTES TO CONSOLIDATED FINANCIAL STATEMENTS
(continued)

December 31, 2003

(5) Leases

Minimum lease payments to be received in the future under operating leases, assuming no expiring leases are renewed, are as follows:

| | Minimum Lease Payments |
|------------|---------------------------|
| | |
| 2004 | \$ 10,053,640 |
| 2005 | 9,758,805 |
| 2006 | 9,684,354 |
| 2007 | 9,273,557 |
| 2008 | 9,033,324 |
| Thereafter | 78,836,462 |
| | |
| Total | \$ 126,640,142 |

The remaining lease terms range from one year to 56 years. Pursuant to the lease agreements, tenants of the property are required to reimburse the Company for some or all of their pro rata share of the real estate taxes, operating expenses and management fees of the properties. Such amounts are included in additional rental income.

(6) Note Receivable

The note receivable balance of \$7,552,155 as of December 31 2003 consists of an installment note from Fourth Quarter Properties XIV, LLC (Fourth) that matures on January 15, 2004. This installment note is secured by a 49% interest in Fourth, which owns the remaining portion of the Newnan Crossing shopping center and is also guaranteed personally by the owner of Fourth. Interest only at a rate of 7.6192% per annum is due on the note.

The installment note was advanced to Fourth in contemplation of the Company purchasing the remaining portions of Newnan Crossing. The Company did not call the note on January 15, 2004 and subsequently purchased the property on February 13, 2004 at which time the note was paid in full by Fourth.

F-28

Edgar Filing: INLAND WESTERN RETAIL REAL ESTATE TRUST INC - Form POS AM

INLAND WESTERN RETAIL REAL ESTATE TRUST, INC.
(A Maryland Corporation)

NOTES TO CONSOLIDATED FINANCIAL STATEMENTS
(continued)

December 31, 2003

(7) Mortgages Payable

Mortgages payable consist of the following at December 31, 2003:

| FIXED RATE MORTGAGES PAYABLE | INTEREST RATE AT | MATURITY DATE | BALANCE AT DECEMBER 31, 2003 |
|------------------------------------|---------------------|------------------|------------------------------------|
| ----- | | | |
| Property as collateral: | | | |
| Darien Commons | 4.65% | 06/01/10 | \$ 16,500,000 |
| Park Place | 4.71% | 11/01/08 | 13,127,000 |
| | | | ----- |
| Total Fixed Rate Mortgages Payable | | | \$ 29,627,000 ===== |

The following table shows the mortgage debt maturing during the next five years as of December 31, 2003.

| | | |
|------------|----|---------------------|
| 2004 | \$ | - |
| 2005 | | - |
| 2006 | | - |
| 2007 | | - |
| 2008 | | 13,127,000 |
| Thereafter | | 16,500,000 |
| | | ----- |
| | \$ | 29,627,000 ===== |

All of the Company's mortgage loans require monthly payments of interest only. The fixed-rate loans may be prepaid with a penalty after specific lockout periods.

On February 9, 2004, the Company entered into a rate lock agreement with Bear Stearns and paid a rate lock deposit of \$1,200,000 to lock the interest rate at 4.372% for a period of 90 days on \$60,000,000. The rate lock was entered into to secure the interest rate on mortgage debt to be identified as debt is placed on properties the Company currently owns or will acquire in the future.

(8) Line of Credit

On December 24, 2003, the Company entered into a \$150,000,000 unsecured line of credit arrangement with KeyBank N.A. for a period of one year. The funds from this line of credit will be used to provide liquidity from the time a property

Edgar Filing: INLAND WESTERN RETAIL REAL ESTATE TRUST INC - Form POS AM

is purchased until permanent debt is placed on the property. The Company is required to pay interest only on the outstanding balance from time to time under the line at the rate equal to LIBOR plus 175 basis points. The Company is also required to pay, on a quarterly basis, an amount ranging from .15% to .30%, per annum, on the average daily undrawn funds remaining under this line. The line of credit requires compliance with certain covenants, such as debt service ratios, minimum net worth requirements, distribution limitations and investment restrictions. As of December 31, 2003, the Company was in compliance with such covenants. In connection with obtaining this line of credit, the Company paid fees in an amount totaling approximately \$1,044,000 (which includes a .65% commitment fee). The outstanding balance on the line of credit was \$5,000,000 as of December 31, 2003 with an effective interest rate of 2.9375% per annum.

F-29

INLAND WESTERN RETAIL REAL ESTATE TRUST, INC.
(A Maryland Corporation)

NOTES TO CONSOLIDATED FINANCIAL STATEMENTS
(continued)

December 31, 2003

(9) Segment Reporting

The Company owns and seeks to acquire multi-tenant shopping centers primarily in the western United States. All of the Company's shopping centers are currently located in Connecticut, Georgia, Illinois, Indiana, North Carolina, Oklahoma, and Texas. The Company's shopping centers are typically anchored by grocery and drugstores complemented with additional stores providing a wide range of other goods and services to shoppers.

The Company assesses and measures operating results on an individual property basis for each of its properties based on net property operations. Since all of the Company's properties exhibit highly similar economic characteristics, cater to the day-to-day living needs of their respective surrounding communities, and offer similar degrees of risk and opportunities for growth, the properties have been aggregated and reported as one operating segment.

Net property operations are summarized in the following table for the period from March 5, 2003 (inception) to December 31, 2003, and a reconciliation to net loss.

| | | |
|--|----|-----------|
| Property rental and additional rental income | \$ | 744,633 |
| Total property operating expenses | | (143,244) |
| Mortgage interest | | (132,471) |
| | | ----- |
| Net property operations | | 468,918 |
| | | ----- |
| Interest income | | 37,648 |
| Less non-property expenses: | | |
| Professional services | | (88,058) |
| General and administrative expenses | | (235,419) |
| Acquisition cost expenses | | (139,263) |
| Depreciation and amortization | | (217,105) |
| | | ----- |

Edgar Filing: INLAND WESTERN RETAIL REAL ESTATE TRUST INC - Form POS AM

| | |
|----------|--------------|
| Net loss | \$ (173,279) |
| | ===== |

The following table summarizes property asset information as of December 31, 2003.

| | |
|--------------------|----------------|
| Total assets: | |
| Shopping centers | \$ 142,804,128 |
| Non-segment assets | 69,298,035 |
| | ----- |
| | \$ 212,102,163 |
| | ===== |

The Company does not derive any of it's consolidated revenue from foreign countries and does not have any major customer that individually account for 10% or more of the Company's consolidated revenues

F-30

INLAND WESTERN RETAIL REAL ESTATE TRUST, INC.
(A Maryland Corporation)

NOTES TO CONSOLIDATED FINANCIAL STATEMENTS
(continued)

December 31, 2003

(10) Earnings (loss) per Share

Basic and diluted earnings (loss) per share ("EPS") is computed by dividing income by the weighted average number of common shares outstanding for the period (the "common shares"). As a result of the net loss incurred in 2003, diluted weighted average shares outstanding do not give effect to common stock equivalents as to do so would be anti-dilutive.

The basic and diluted weighted average number of common shares outstanding were 2,520,986 for the period from March 5, 2003 (inception) to December 31, 2003.

(11) Commitments and Contingencies

On December 10, 2003, in connection with the purchase of Stony Creek Market Place, the Company entered into an earnout agreement with the seller of the property. The earnout agreement stipulates that the seller shall retain the right, for a 48 month period after the date of purchase, to purchase the development and leasing rights to a vacant 50,000 square foot pad site included in the purchase of the property. If the seller develops and leases the pad site within the 48 month period, the Company is required to purchase the seller's interest in the leases based on an agreed upon base rent divider stipulated in the purchase and sale agreement. If the base rent divider should fall above or below certain limits, then the seller and purchaser have certain rights to terminate this agreement.

On December 31, 2003, in connection with the purchase of Pavilion at King's Grant, the purchase and sale contract stipulates that if anytime during the period from January 1, 2004 through December 31, 2007 the tenant, Toys R Us

Edgar Filing: INLAND WESTERN RETAIL REAL ESTATE TRUST INC - Form POS AM

located in the shopping center, should increase their base rent up to a maximum amount of \$250,000 and no decrease occurs in their requirement to pay for a certain percentage of expenses at the property, then the Company would be obligated to pay the seller additional funds related to the purchase based on a income capitalization formula stipulated in the purchase and sale agreement. After December 31, 2007 the Company is no longer obligated to pay the seller additional funds.

As part of the purchase and sale agreement for Newnan Crossing, the Company is obligated to purchase the remaining portion of the shopping center that is currently under construction (approximately 28,000 square feet to be occupied by Linen's N Things) after construction is complete and the tenant has moved in and is paying rent. The purchase price for this portion of the center will be based on an income capitalization formula.

(12) Subsequent Events

The Company issued 12,698,273 shares of common stock from January 1, 2004 through February 13, 2004 in connection with the offering, resulting in gross proceeds of \$126,917,854.

The Company is currently considering acquiring seven properties for an estimated purchase price of \$167,000,000. Our decision to acquire each property will generally depend upon no material adverse change occurring relating to the property, the tenants or in the local economic conditions and our receipt of satisfactory due diligence information including appraisals, environmental reports and lease an information prior to purchasing the property.

The Company has signed an application for an addition of \$75,000,000 to the line of credit with Key Bank. Fundings under the line of credit will require interest only payments based on the provisions of the existing line of credit with Key Bank. As of February 13, 2004, the Company's outstanding balance owed on the line of credit is \$70,000,000.

F-31

INLAND WESTERN RETAIL REAL ESTATE TRUST, INC.
(A Maryland Corporation)

Notes to Consolidated Financial Statements
(continued)

December 31, 2003

The Company has acquired the following properties during the period January 1 to February 13, 2004. The respective acquisitions are summarized in the table below.

| DATE ACQUIRED ----- | PROPERTY ----- | YEAR BUILT ----- | APPROXIMATE PURCHASE PRICE (\$) --- | GROSS LEASABLE AREA (SQ. FT.) ----- |
|---------------------------|----------------------------------|------------------------|--|--|
| 01/06/04 | CorWest Plaza New Britain, CT | 2000/ 2001 | 33,000,000 | 115,011 |
| 01/09/04 | Hickory Ridge Hickory, NC | 1999 | 41,900,000 | 310,360 |

Edgar Filing: INLAND WESTERN RETAIL REAL ESTATE TRUST INC - Form POS AM

| | | | | |
|----------|--|---------------|------------|---------|
| 01/14/04 | Larkspur Landing Larkspur, CA | 1978/ 2001 | 61,100,000 | 173,814 |
| 01/15/04 | North Ranch Pavilions Thousand Oaks, CA | 1992 | 18,468,000 | 62,812 |
| 01/20/04 | Metro Square Center Severn, MD | 1999 | 11,031,000 | 61,817 |
| 01/21/04 | La Plaza Del Norte San Antonio, TX | 1996/ 1999 | 59,100,000 | 320,362 |
| 02/05/04 | MacArthur Crossing Los Colinas, TX | 1995/ 1996 | 23,100,000 | 110,975 |
| 02/13/04 | Promenade at Red Cliff St. George, UT | 1999/ 1998 | 19,618,000 | 94,936 |
| 02/13/04 | Newnan Crossing, Phase II Newnan, GA | 1997 | 22,362,000 | 153,798 |

F-32

INLAND WESTERN RETAIL REAL ESTATE TRUST, INC.
(A Maryland Corporation)

Notes to Consolidated Financial Statements
(continued)

December 31, 2003

The mortgage debt and financings obtained subsequent to December 31, 2003, are detailed in the list below.

| DATE FUNDED | MORTGAGE PAYABLE | ANNUAL INTEREST RATE | MATURITY DATE |
|-------------|---------------------------------------|----------------------|---------------|
| 2/04/04 | La Plaza Del Norte San Antonio, TX | 4.61% | 03/01/04 |

Edgar Filing: INLAND WESTERN RETAIL REAL ESTATE TRUST INC - Form POS AM

| | | | |
|---------|---|--------|--------|
| 1/30/04 | Larkspur Landing Larkspur, CA | 4.45% | 02/01/ |
| 1/28/04 | Shaw's - New Britain (A) New Britain, CT | 4.684% | 11/01/ |
| 1/21/04 | Hickory Ridge Hickory, NC | 4.531% | 02/01/ |
| 1/07/04 | Cor West Plaza New Britain, CT | 4.56% | 02/01/ |
| 1/05/04 | Stony Creek Marketplace Noblesville, IN | 4.77% | 01/01/ |

(A) In connection with the financing of Shaw's - New Britain on January 28, 2004, the Park Place mortgage debt was modified to be cross-collateralized with the Shaw's - New Britain mortgage debt. All other terms of the Park Place debt generally remained the same.

(13) Supplemental Financial Information (unaudited)

The following represents the results of operations, for the each quarterly period, during 2003.

| | Dec. 31 | Sept. 30 | 2003 |
|--|------------|----------|------|
| | | | |
| Total income | \$ 782,281 | - | |
| Net loss | (123,235) | (32,794) | |
| Net loss, per common share, basic and diluted: | (.01) | (1.64) | |
| Weighted average number of common shares outstanding, basic and diluted | 8,319,975 | 20,000 | |

F-33

This page intentionally left blank.

F-34

INLAND WESTERN RETAIL REAL ESTATE TRUST, INC.
(A MARYLAND CORPORATION)

SCHEDULE III
REAL ESTATE AND ACCUMULATED DEPRECIATION

Edgar Filing: INLAND WESTERN RETAIL REAL ESTATE TRUST INC - Form POS AM

DECEMBER 31, 2003

| | Initial Costs (A) | | | Gross Amount a |
|-------------------------------|----------------------|----------------------|----------------------------------|----------------------------|
| | Encumbrance | Land | Buildings And Improvements | Adjustments to Basis |
| Darien Commons | 16,500,000 | 7,000,000 | 22,468,408 | - |
| Eckerd Drug Store - Edmund | - | 975,000 | 2,400,249 | - |
| Eckerd Drug Store - Norman | - | 932,000 | 4,369,730 | - |
| Newnan Crossing | - | 4,542,244 | 12,188,579 | - |
| Park Place | 13,127,000 | 9,096,000 | 13,174,867 | - |
| Pavilion at King's Grant | - | 4,300,000 | 2,741,212 | - |
| Shaw's Supermarket | - | 2,700,000 | 11,532,191 | - |
| Stony Creek Market Place | - | 6,735,000 | 17,564,434 | - |
| Total: | \$ 29,627,000 | \$ 36,280,244 | \$ 86,439,670 | - |

| | Total (C) | Accumulated Depreciation (D) | Date Constructed | Date Acquired |
|-------------------------------|------------|------------------------------------|---------------------|------------------|
| Darien Commons | 29,468,408 | 56,280 | 1994 | 12/03 |
| Eckerd Drug Store - Edmund | 3,375,249 | - | 2003 | 12/03 |
| Eckerd Drug Store - Norman | 5,301,730 | - | 2003 | 12/03 |
| Newnan Crossing | 16,730,823 | 84,217 | 1999 | 12/03 |
| Park Place | 22,270,867 | - | 2001 | 10/03 |
| Pavilion at King's Grant | 7,041,212 | - | 2002/2003 | 12/03 |
| Shaw's Supermarket | 14,232,191 | - | 1995 | 12/03 |
| Stony Creek Market Place | 24,299,434 | - | 2003 | 12/03 |

Edgar Filing: INLAND WESTERN RETAIL REAL ESTATE TRUST INC - Form POS AM

Total: \$ 122,719,914 \$ 140,497
 =====

F-35

INLAND WESTERN RETAIL REAL ESTATE TRUST, INC.
 (A Maryland Corporation)

Schedule III (continued)
 Real Estate and Accumulated Depreciation

December 31, 2003

Notes:

- (A) The initial cost to the Company represents the original purchase price of the property, including amounts incurred subsequent to acquisition which were contemplated at the time the property was acquired.
- (B) The aggregate cost of real estate owned at December 31, 2003 for Federal income tax purposes was approximately \$127,195,000 (unaudited).
- (C) Reconciliation of real estate owned:

| | | |
|---|----|-------------|
| Balance at March 5, 2003 (inception) | \$ | - |
| Purchases of property | | 127,195,469 |
| Acquired in-place lease intangibles | | (8,805,681) |
| Acquired above market lease intangibles | | (1,595,673) |
| Acquired below below market lease intangibles | | 5,925,799 |
| | | ----- |
| Balance at December 31, 2003 | \$ | 122,719,914 |
| | | ===== |

- (D) Reconciliation of accumulated depreciation:

| | | |
|--------------------------------------|----|---------|
| Balance at March 5, 2003 (inception) | \$ | - |
| Depreciation expense | | 140,497 |
| | | ----- |
| Balance at December 31, 2003 | \$ | 140,497 |
| | | ===== |

F-36

INLAND WESTERN RETAIL REAL ESTATE TRUST, INC.
 (A Maryland Corporation)

CONSOLIDATED BALANCE SHEETS

September 30, 2004 and December 31, 2003
 (Dollars in thousands, except per share amounts)

Edgar Filing: INLAND WESTERN RETAIL REAL ESTATE TRUST INC - Form POS AM

ASSETS

| | September 30, 2004 (unaudited) | Dec |
|--|-----------------------------------|-------|
| | ----- | ----- |
| Investment properties: | | |
| Land | \$ 376,290 | \$ |
| Building and other improvements | 1,614,585 | |
| | ----- | ----- |
| | 1,990,875 | |
| Less accumulated depreciation | (19,441) | |
| | ----- | ----- |
| Net investment properties | 1,971,434 | |
| Cash and cash equivalents (including cash held by management company of \$0 and \$239 as of September 30, 2004 and December 31, 2003, respectively) | 280,414 | |
| Restricted cash (Note 2) | 80,094 | |
| Investment in marketable securities and treasury contracts (Note 2) | 1,566 | |
| Investment in unconsolidated joint venture (Note 9) | 5,782 | |
| Restricted escrows (Note 2) | 67,874 | |
| Accounts and rents receivable (net of allowance of \$146 and \$0 as of September 30, 2004 and December 31, 2003, respectively) | 11,683 | |
| Due from affiliates (Note 3) | 1,572 | |
| Notes receivable (Note 6) | 28,419 | |
| Acquired in-place lease intangibles (net of accumulated amortization of \$5,545 and \$52 as of September 30, 2004 and December 31, 2003, respectively) | 148,597 | |
| Acquired above market lease intangibles (net of accumulated amortization of \$1,852 and \$5 as of September 30, 2004 and December 31, 2003, respectively) | 37,578 | |
| Loan fees, leasing fees and loan fee deposits (net of accumulated amortization of \$1,235 and \$25 as of September 30, 2004 and December 31, 2003, respectively) | 14,118 | |
| Other assets | 23,021 | |
| | ----- | ----- |
| Total assets | \$ 2,672,152 | \$ |
| | ===== | ===== |

See accompanying notes to consolidated financial statements.

F-37

INLAND WESTERN RETAIL REAL ESTATE TRUST, INC.
(A Maryland Corporation)

CONSOLIDATED BALANCE SHEETS
(continued)

September 30, 2004 and December 31, 2003
(Dollars in thousands, except per share amounts)

LIABILITIES AND STOCKHOLDERS' EQUITY

Edgar Filing: INLAND WESTERN RETAIL REAL ESTATE TRUST INC - Form POS AM

| | September 30, 2004 (unaudited) | Decem |
|---|-----------------------------------|-------|
| | ----- | ----- |
| Liabilities: | | |
| Mortgages and notes payable (Note 7) | \$ 1,141,248 | \$ |
| Accounts payable | 1,352 | |
| Accrued offering costs due to affiliates | 3,502 | |
| Accrued interest payable | 2,947 | |
| Tenant improvements payable | 3,605 | |
| Accrued real estate taxes | 10,529 | |
| Distributions payable | 7,187 | |
| Security deposits | 2,195 | |
| Line of credit (Note 8) | - | |
| Prepaid rental income and other liabilities | 3,717 | |
| Advances from sponsor (Note 3) | 2,869 | |
| Acquired below market lease intangibles (net of accumulated amortization of \$2,660 and \$15 as of September 30, 2004 and December 31, 2003, respectively) | 70,356 | |
| Restricted cash liability (Note 2) | 80,094 | |
| Due to affiliates | 778 | |
| | ----- | ----- |
| Total liabilities | 1,330,379 | |
| | ----- | ----- |
| Minority interests | 68,783 | |
| Stockholders' equity: | | |
| Preferred stock, \$.001 par value, 10,000 shares authorized, none outstanding | - | |
| Common stock, \$.001 par value, 250,000 shares authorized, 146,284 and 18,737 shares issued and outstanding as of September 30, 2004 and December 31, 2003, respectively | 146 | |
| Additional paid-in capital (net of offering costs of \$159,234 and \$22,145 as of September 30, 2004 and December 31, 2003, respectively, of which \$119,656 and \$16,860 was paid or accrued to affiliates as of September 30, 2004 and December 31, 2003, respectively) | 1,304,817 | |
| Accumulated distributions in excess of net income(loss) | (32,177) | |
| Accumulated other comprehensive income | 204 | |
| | ----- | ----- |
| Total stockholders' equity | 1,272,990 | |
| | ----- | ----- |
| Commitments and contingencies (Note 12) | | |
| Total liabilities and stockholders' equity | \$ 2,672,152 | \$ |
| | ===== | ===== |

See accompanying notes to consolidated financial statements.

F-38

INLAND WESTERN RETAIL REAL ESTATE TRUST, INC.
(A Maryland Corporation)

CONSOLIDATED STATEMENTS OF OPERATIONS

Edgar Filing: INLAND WESTERN RETAIL REAL ESTATE TRUST INC - Form POS AM

For the three and nine months ended September 30, 2004, three months ended
September 30, 2003 and the period from March 5, 2003 (inception) through
September 30, 2003

(Dollars in thousands, except per share amounts)
(unaudited)

| | Three months ended September 30, 2004 | Three months ended September 30, 2003 | Nine months ended September 30, 2004 | Period from March 5, 2003 (inception) through September 30, 2003 |
|--|--|--|---|---|
| | ----- | ----- | ----- | ----- |
| Revenues: | | | | |
| Rental income | \$ 33,519 | \$ - | \$ 56,405 | \$ - |
| Tenant recovery income | 7,002 | - | 12,802 | - |
| Other property income | 265 | - | 560 | - |
| | ----- | ----- | ----- | ----- |
| Total revenues | 40,786 | - | 69,767 | - |
| | ----- | ----- | ----- | ----- |
| Expenses: | | | | |
| General and administrative expenses to affiliates | 449 | 12 | 1,304 | 12 |
| General and administrative expenses to non-affiliates | 539 | 21 | 1,540 | 31 |
| Property operating expenses to affiliates | 1,693 | - | 2,848 | - |
| Property operating expenses to non-affiliates | 4,116 | - | 6,612 | - |
| Real estate taxes | 4,495 | - | 7,509 | - |
| Depreciation and amortization | 15,575 | - | 26,003 | - |
| | ----- | ----- | ----- | ----- |
| Total expenses | 26,867 | 33 | 45,816 | 43 |
| | ----- | ----- | ----- | ----- |
| Operating income (loss) | \$ 13,919 | \$ (33) | \$ 23,951 | \$ (43) |
| Other income | 1,413 | - | 1,886 | - |
| Interest expense | (10,954) | - | (17,964) | - |
| Realized loss on sale of treasury contracts | (2,004) | - | (3,352) | - |
| Minority interests | (107) | - | (107) | - |
| | ----- | ----- | ----- | ----- |
| Net income (loss) | \$ 2,267 | \$ (33) | \$ 4,414 | \$ (43) |
| | ===== | ===== | ===== | ===== |

See accompanying notes to consolidated financial statements.

Edgar Filing: INLAND WESTERN RETAIL REAL ESTATE TRUST INC - Form POS AM

(A Maryland Corporation)

CONSOLIDATED STATEMENTS OF OPERATIONS

For the three and nine months ended September 30, 2004, three months ended September 30, 2003 and the period from March 5, 2003 (inception) through September 30, 2003

(Dollars in thousands, except per share amounts)
(unaudited)

| | Three months ended September 30, 2004 | Three months ended September 30, 2003 | Nine months ended September 30, 2004 | Period from March 5, 2003 (inception) through September 30, 2003 |
|---|---|---|--|---|
| Other comprehensive income: | | | | |
| Unrealized gain on investment securities | 157 | - | 204 | - |
| Comprehensive income (loss) | \$ 2,424 | \$ (33) | \$ 4,618 | \$ (43) |
| Net income (loss) per common share, basic and diluted | \$.02 | \$ (1.65) | \$.06 | \$ (2.15) |
| Weighted average number of common shares outstanding, basic and diluted | 112,887 | 20 | 70,052 | 20 |

See accompanying notes to consolidated financial statements

F-40

INLAND WESTERN RETAIL REAL ESTATE TRUST, INC.
(A Maryland Corporation)

CONSOLIDATED STATEMENT OF STOCKHOLDERS' EQUITY

For the nine month period ended September 30, 2004
(Dollars in thousands, except per share amounts)
(unaudited)

| NUMBER OF SHARES | COMMON STOCK | ADDITIONAL PAID-IN CAPITAL | ACCUMULATED DISTRIBUTIONS IN EXCESS OF NET INCOME (LOSS) | ACCUMULATED OTHER COMPREHENSIVE INCOME |
|---------------------|-----------------|----------------------------------|--|---|
|---------------------|-----------------|----------------------------------|--|---|

Edgar Filing: INLAND WESTERN RETAIL REAL ESTATE TRUST INC - Form POS AM

| | | | | | | | | |
|--|---------|----|-------|----|-----------|----|----------|----|
| Balance at December 31, 2003 | 18,737 | \$ | 19 | \$ | 165,169 | \$ | (1,459) | \$ |
| Net income | - | | - | | - | | 4,414 | |
| Unrealized gain on investment securities | - | | - | | - | | - | |
| Distributions declared | - | | - | | - | | (35,132) | |
| Proceeds from offering | 125,930 | | 126 | | 1,258,654 | | - | |
| Offering costs | - | | - | | (137,089) | | - | |
| Proceeds from dividend reinvestment program | 1,617 | | 1 | | 15,360 | | - | |
| Forgiveness of affiliate debt | - | | - | | 2,369 | | - | |
| Issuance of stock options and discounts on shares issued to affiliates | - | | - | | 354 | | - | |
| | ----- | | ----- | | ----- | | ----- | |
| Balance at September 30, 2004 | 146,284 | \$ | 146 | \$ | 1,304,817 | | (32,177) | \$ |
| | ===== | | ===== | | ===== | | ===== | |

See accompanying notes to consolidated financial statements.

F-41

INLAND WESTERN RETAIL REAL ESTATE TRUST, INC.
(A Maryland Corporation)

CONSOLIDATED STATEMENTS OF CASH FLOWS

For the nine months ended September 30, 2004 and the period from March 5, 2003 (inception) through September 30, 2003.

(Dollars in thousands, except per share amounts)
(unaudited)

| | Nine months ended September 30, 2004 | |
|--|---|----|
| | ----- | |
| Cash flows from operations: | | |
| Net income (loss) | \$ 4,414 | \$ |
| Adjustments to reconcile net income (loss) to net cash provided by operating activities: | | |
| Depreciation | 19,300 | |
| Amortization | 6,703 | |
| Amortization of acquired above market leases | 1,847 | |
| Amortization of acquired below market leases | (2,645) | |
| Rental income under master leases | 892 | |
| Straight line rental income | (1,970) | |
| Straight line lease expense | 301 | |
| Minority interests | 107 | |
| Issuance of stock options and discount on shares issued to affiliates | 354 | |
| Realized loss on sale of treasury contracts | 3,352 | |
| Changes in assets and liabilities: | | |
| Accounts and rents receivable net of change in allowance of \$146 and \$0 for September 30, 2004 and September 30, 2003, respectively. | (8,565) | |

Edgar Filing: INLAND WESTERN RETAIL REAL ESTATE TRUST INC - Form POS AM

| | |
|---|-------------|
| Other assets | (2,791) |
| Accounts payable | 1,202 |
| Accrued interest payable | 2,947 |
| Accrued real estate taxes | 9,189 |
| Security deposits | 2,087 |
| Prepaid rental and recovery income and other liabilities | 3,237 |
| | ----- |
| Net cash flows provided by (used in) operating activities | 39,961 |
| | ----- |
| Cash flows used in investing activities: | |
| Purchase of investment securities and treasury contracts | (4,714) |
| Restricted escrows | (67,874) |
| Purchase of investment properties | (1,843,474) |
| Acquired in-place lease intangibles | (145,336) |
| Acquired above market leases | (37,835) |
| Acquired below market leases | 67,091 |
| Contributions from minority interest-joint ventures | 68,676 |
| Purchase of unconsolidated joint ventures | (5,782) |
| Payment of leasing fees | (623) |
| Tenant improvements payable | 3,079 |
| Other assets | (19,049) |
| Funding of notes receivable | (28,419) |
| Due to affiliates | (1,724) |
| | ----- |
| Net cash flows (used in) provided by investing activities | (2,015,984) |
| | ----- |

See accompanying notes to financial statements

F-42

INLAND WESTERN RETAIL REAL ESTATE TRUST, INC.
(A Maryland Corporation)

CONSOLIDATED STATEMENTS OF CASH FLOWS

For the nine months ended September 30, 2004 and the period from March 5, 2003
(inception) through September 30, 2003.
(Dollars in thousands, except per share amounts)
(unaudited)

| | Nine months ended September 30, 2004 |
|---|---|
| | ----- |
| Cash flows from financing activities: | |
| Proceeds from offering | \$ 1,258,780 |
| Proceeds from the dividend reinvestment program | 15,361 |
| Payment of offering costs | (134,956) |
| Proceeds from mortgage debt and notes payable | 1,094,146 |
| Principal payments on mortgage debt | (77) |
| Proceeds from unsecured line of credit | 165,000 |
| Payoff of unsecured line of credit | (170,000) |
| Loan fees and deposits | (10,707) |
| Distributions paid | (28,873) |
| Due from affiliates | 1,013 |

Edgar Filing: INLAND WESTERN RETAIL REAL ESTATE TRUST INC - Form POS AM

| | | | |
|---|----|-------------|----|
| Advances from advisor | | - | |
| Forgiveness of affiliate debt | | 2,369 | |
| | | ----- | |
| Net cash flows provided by financing activities | | 2,192,056 | |
| | | ----- | |
| Net increase in cash and cash equivalents | | 216,033 | |
| Cash and cash equivalents, at beginning of period | | 64,381 | |
| | | ----- | |
| Cash and cash equivalents, at end of period | \$ | 280,414 | \$ |
| | | ===== | |
| Supplemental disclosure of cash flow information: | | | |
| Cash paid for interest | \$ | 15,017 | \$ |
| | | ===== | |
| Restricted cash | \$ | (80,094) | \$ |
| Restricted cash liability | | 80,094 | |
| | | ===== | |
| Due from sponsor | \$ | (1,567) | |
| Due to sponsor | | 1,567 | |
| | | ===== | |
| Supplemental schedule of non-cash investing and financing activities: | | | |
| Purchase of investment properties | \$ | (1,872,247) | \$ |
| Assumption of mortgage debt | | 17,552 | |
| Write-off of acquisition reserve | | 521 | |
| Purchase price adjustments | | 3,148 | |
| Conversion of mortgage receivable to investment property | | 7,552 | |
| | | ----- | |
| | \$ | (1,843,474) | \$ |
| | | ===== | |
| Distributions payable | \$ | 7,187 | \$ |
| | | ===== | |
| Accrued offering costs payable | \$ | 3,502 | \$ |
| | | ===== | |

See accompanying notes to financial statements

F-43

INLAND WESTERN RETAIL REAL ESTATE TRUST, INC.
(A Maryland Corporation)

NOTES TO CONSOLIDATED FINANCIAL STATEMENTS
SEPTEMBER 30, 2004
(unaudited)

(1) Organization and Basis of Accounting

Inland Western Retail Real Estate Trust, Inc. (the "Company") was formed on March 5, 2003 to acquire and manage a diversified portfolio of real estate, primarily multi-tenant shopping centers. The Advisory Agreement provides for Inland Western Retail Real Estate Advisory Services, Inc. (the "Business Manager" or "Advisor"), an Affiliate of the Company, to be the Business Manager or Advisor to the Company. On September 15, 2003, the Company commenced an initial public offering of up to 250,000,000 shares of common stock at \$10 each and the issuance of 20,000,000 shares at \$9.50 each which may be distributed pursuant to the Company's distribution reinvestment program. The Company has

Edgar Filing: INLAND WESTERN RETAIL REAL ESTATE TRUST INC - Form POS AM

also registered with the Securities and Exchange Commission for another public offering of up to 250,000,000 shares of common stock at \$10 each and up to 20,000,000 shares at \$9.50 each pursuant to the distribution reinvestment program which is not effective as of November 5, 2004.

The Company is qualified and has elected to be taxed as a real estate investment trust ("REIT") under the Internal Revenue Code of 1986, as amended, for federal income tax purposes commencing with the tax year ending December 31, 2003. Since the Company qualifies for taxation as a REIT, the Company generally will not be subject to federal income tax to the extent it distributes at least 90% of its REIT taxable income to its stockholders. If the Company fails to qualify as a REIT in any taxable year, the Company will be subject to federal income tax on its taxable income at regular corporate tax rates. Even if the Company qualifies for taxation as a REIT, the Company may be subject to certain state and local taxes on its income and property and federal income and excise taxes on its undistributed income.

The Company provides the following programs to facilitate investment in the Company's shares and to provide limited liquidity for stockholders.

The Company allows stockholders who purchase shares in the offering to purchase additional shares from the Company by automatically reinvesting distributions through the distribution reinvestment program ("DRP"), subject to certain share ownership restrictions. Such purchases under the DRP are not subject to selling commissions or the marketing contribution and due diligence expense allowance, and are made at a price of \$9.50 per share.

The Company will repurchase shares under the share repurchase program ("SRP"), if requested, at least once quarterly on a first-come, first-served basis, subject to certain restrictions. Subject to funds being available, the Company will limit the number of shares repurchased during any calendar year to 5% of the weighted average number of shares outstanding during the prior calendar year. Funding for the SRP will come exclusively from proceeds that the Company receives from the sale of shares under the DRP and such other operating funds, if any, as the Company's board of directors, at its sole discretion, may reserve for this purpose. The board, at its sole discretion, may choose to terminate the share repurchase program after the end of the offering period, or reduce the number of shares purchased under the program, if it determines that the funds allocated to the SRP are needed for other purposes, such as the acquisition, maintenance or repair of properties, or for use in making a declared distribution. A determination by the board to eliminate or reduce the share repurchase program will require the unanimous affirmative vote of the independent directors. As of September 30, 2004, no shares have been repurchased by the Company.

The accompanying Consolidated Financial Statements include the accounts of the Company, as well as all wholly owned subsidiaries and consolidated joint venture investments. Wholly owned subsidiaries generally consist of limited liability companies (LLC's) and limited partnerships (LP's). The effects of all significant intercompany transactions have been eliminated.

F-44

INLAND WESTERN RETAIL REAL ESTATE TRUST, INC.
(A Maryland Corporation)

NOTES TO CONSOLIDATED FINANCIAL STATEMENTS
(continued)

The Company would consolidate certain property holding entities and other subsidiaries that it owns less than a 100% equity interest if the entity is a

Edgar Filing: INLAND WESTERN RETAIL REAL ESTATE TRUST INC - Form POS AM

variable interest entity ("VIE") and it is the primary beneficiary (as defined in FASB Interpretation 46(R) CONSOLIDATION OF VARIABLE INTEREST ENTITIES, an Interpretation of ARB No. 51, as revised ("FIN 46(R)"). For joint ventures that are not variable interest entities (VIE's) of which the Company owns less than 100% of the equity interest, the Company consolidates the property if it receives substantially all of the economics or has the direct or indirect ability to make major decisions. Major decisions are defined in the respective joint venture agreements and generally include participating and protective rights such as decisions regarding major leases, encumbering the entities with debt and whether to dispose of the entities.

The Company has a 95% ownership interest in the LLC's which own Gateway Village, Boulevard at the Capital Centre, Towson Circle, Reisterstown Road Plaza and Tollgate Marketplace, however, the Company shares equally in major decisions. These entities are considered VIE's as defined in FIN 46(R) and the Company is considered the primary beneficiary. Therefore these entities are consolidated by the Company and the 5% outside ownership interest is reflected as minority interest in the accompanying Consolidated Financial Statements.

(2) Summary of Significant Accounting Policies

The accompanying Consolidated Financial Statements have been prepared in accordance with accounting principles generally accepted in the United States of America ("GAAP") for interim financial information and with the instructions to Form 10-Q and Article 10 of Regulation S-X. Accordingly, they do not include all of the information and footnotes required by accounting principles generally accepted in the United States of America for complete financial statements. Readers of this Quarterly Report should refer to the audited financial statements of Inland Western Retail Real Estate Trust, Inc. for the fiscal year ended December 31, 2003, which are included in the Company's 2003 Annual Report, as certain footnote disclosures contained in such audited financial statements have been omitted from this Report.

Certain reclassifications have been made to the 2003 financial statements to conform to the 2004 presentations.

The Company classifies its investment in securities in one of three categories: trading, available-for-sale, or held-to-maturity. Trading securities are bought and held principally for the purpose of selling them in the near term. Held-to-maturity securities are those securities in which the Company has the ability and intent to hold the security until maturity. All securities not included in trading or held-to-maturity are classified as available for sale. Investment in securities at September 30, 2004 consists of common stock investments and is classified as available-for-sale securities and is recorded at fair value. Unrealized holding gains and losses on available-for-sale securities are excluded from earnings and reported as a separate component of other comprehensive income until realized. Realized gains and losses from the sale of available-for-sale securities are determined on a specific identification basis. A decline in the market value of any available-for-sale security below cost that is deemed to be other than temporary, results in a reduction in the carrying amount to fair value. The impairment is charged to earnings and a new costs basis for the security is established. To determine whether an impairment is other than temporary, the Company considers whether it has the ability and intent to hold the investment until a market price recovery and considers whether evidence indicating the cost of the investment is recoverable outweighs evidence to the contrary. Evidence considered in this assessment includes the reasons for the impairment, the severity and duration of the impairment, changes in value subsequent to year end and forecasted performance of the investee. Of the investment securities held on September 30, 2004, the Company has accumulated other comprehensive income of \$204,393. The Company considers all highly liquid investments purchased with a maturity of three months or less to be cash equivalents and are carried at cost, which

approximates market.

The Company enters into interest rate futures contracts or treasury contracts as a means of reducing exposure to rising interest rates. At inception, contracts are evaluated in order to determine if they will qualify for hedge accounting treatment and will be accounted for either on a deferral, accrual or market value basis depending on the nature of the hedge strategy and the method used to account for the hedged item. Hedge criteria include demonstrating the manner in

F-45

INLAND WESTERN RETAIL REAL ESTATE TRUST, INC.
(A Maryland Corporation)

NOTES TO CONSOLIDATED FINANCIAL STATEMENTS
(continued)

which the hedge will reduce risk, identifying the specific asset, liability or firm commitment being hedged, and citing the time horizon being hedged.

During the third quarter of 2004, the Company entered into treasury contracts with a futures commission merchant with yields ranging from 3.27% to 3.40% for 5 year treasury contracts and 4.0% to 4.3% for 10 year treasury contracts. The amount on deposit for these treasury contracts was \$3,712,900. On September 30, 2004, the treasury contracts had a liquidation value of \$361,186 resulting in a loss of \$3,351,714. As these treasury contracts are not offsetting future commitments and therefore do not qualify as hedges, the net loss is recognized currently in earnings. On October 29, 2004, these treasury contracts were liquidated for a liquidation value of \$126,213 resulting in a cumulative realized net loss of \$3,586,687.

The Company allocates the purchase price of each acquired investment property between land, building and improvements, acquired above market and below market leases, in-place lease value, and any assumed financing that is determined to be above or below market terms. In addition, we allocate a portion of the purchase price to the value of the customer relationships and as of September 30, 2004, no cost has been allocated to such relationships. The allocation of the purchase price is an area that requires judgment and significant estimates. The Company uses the information contained in the independent appraisal obtained at acquisition as the primary basis for the allocation to land and building and improvements. The aggregate value of intangibles is measured based on the difference between the stated price and the property value calculated as if vacant. The Company determines whether any financing assumed is above or below market based upon comparison to similar financing terms for similar investment properties. The Company also allocates a portion of the purchase price to the estimated acquired in-place lease costs based on estimated lease execution costs for similar leases as well as lost rent payments during assumed lease-up period when calculating as if vacant fair values. The Company considers various factors including geographic location and size of leased space. The Company also evaluates each acquired lease based upon current market rates at the acquisition date and considers various factors including geographical location, size and location of leased space within the investment property, tenant profile, and the credit risk of the tenant in determining whether the acquired lease is above or below market lease costs. After an acquired lease is determined to be above or below market lease costs, the Company allocates a portion of the purchase price to such above or below acquired lease costs based upon the present value of the difference between the contractual lease rate and the estimated market rate. However, for below market leases with fixed rate renewals, renewal periods are included in the calculation of below market in-place lease values. The determination of the discount rate used in the present value calculation is based upon the "risk free rate." This discount rate is a significant factor in

Edgar Filing: INLAND WESTERN RETAIL REAL ESTATE TRUST INC - Form POS AM

determining the market valuation which requires the Company's judgment of subjective factors such as market knowledge, economics, demographics, location, visibility, age and physical condition of the property.

The application of the Financial Accounting Standards Board's Statement of Financial Accounting Standards or SFAS Nos. 141 and 142 resulted in the recognition upon acquisition of additional intangible assets and liabilities relating to real estate acquisitions during the quarter ended September 30, 2004. The portion of the purchase price allocated to acquired above market lease costs and acquired below market lease costs are amortized on a straight line basis over the life of the related lease as an adjustment to rental income and over the respective renewal period for below market lease costs with fixed rate renewals. Amortization pertaining to the above market lease costs of \$1,033,930 was applied as a reduction to rental income for the three months ended September 30, 2004 and \$1,847,107 for the nine months ended September 30, 2004. Amortization pertaining to the below market lease costs of \$1,742,220 was applied as an increase to rental income for the three months ended September 30, 2004 and \$2,644,833 for the nine months ended September 30, 2004.

The portion of the purchase price allocated to acquired in-place lease intangibles is amortized on a straight line basis over the life of the related lease. The Company incurred amortization expense pertaining to acquired in-place lease intangibles of \$3,198,593 for the three month period ended September 30, 2004 and \$5,492,587 for the nine month period ended September 30, 2004.

F-46

INLAND WESTERN RETAIL REAL ESTATE TRUST, INC.
(A Maryland Corporation)

NOTES TO CONSOLIDATED FINANCIAL STATEMENTS
(continued)

The following table presents the amortization during the next five years related to the acquired in-place lease intangibles, acquired above market lease costs and the below market lease costs for properties owned at September 30, 2004.

| | October 1, 2004 through December 31, | 2005 | 2006 | 2007 |
|--|--|-------------|-------------|-------------|
| Amortization of: | 2004 | ----- | ----- | ----- |
| Acquired above market lease costs | \$ (1,248,545) | (4,978,152) | (4,796,242) | (3,982,664) |
| Acquired below market lease costs | 1,958,637 | 7,650,263 | 7,056,626 | 6,459,045 |
| Net rental income increase | \$ 710,092 | 2,672,111 | 2,260,384 | 2,476,381 |
| Acquired in-place lease intangibles | \$ 3,832,781 | 15,331,125 | 15,331,125 | 15,331,125 |

In conjunction with certain acquisitions, the Company receives payments under

master lease agreements pertaining to certain, non-revenue producing spaces either at the time of, or subsequent to, the purchase of some of the Company's properties. Upon receipt of the payments, the receipts are recorded as a reduction in the purchase price of the related properties rather than as rental income. These master leases were established at the time of purchase in order to mitigate the potential negative effects of loss of rent and expense reimbursements. Master lease payments are received through a draw of funds escrowed at the time of purchase and may cover a period from three months to three years. These funds may be released to either the Company or the seller when certain leasing conditions are met. Restricted cash includes funds received by third party escrow agents from sellers pertaining to master lease agreements. The Company records the third party escrow funds as both an asset and a corresponding liability, until certain leasing conditions are met.

The Company accrues lease termination income if there is a signed termination agreement, all of the conditions of the agreement have been met, and the tenant is no longer occupying the property.

Restricted escrows primarily consist of lenders' restricted escrows and earnout escrows. Earnout escrows are established upon the acquisition of certain investment properties for which the funds may be released to the seller when certain leasing conditions have been met.

Notes receivable relate to real estate financing arrangements and bear interest at a market rate based on the borrower's credit quality and are recorded at face value. Interest is recognized over the life of the note. The Company requires collateral for the notes.

F-47

INLAND WESTERN RETAIL REAL ESTATE TRUST, INC.
(A Maryland Corporation)

NOTES TO CONSOLIDATED FINANCIAL STATEMENTS
(continued)

A note is considered impaired pursuant to SFAS No. 114, Accounting by Creditors for Impairment of a Loan. Pursuant to SFAS No. 114, a note is impaired if it is probable that the Company will not collect all principal and interest contractually due. The impairment is measured based on the present value of expected future cash flows discounted at the note's effective interest rate. The Company does not accrue interest when a note is considered impaired. When ultimate collectibility of the principal balance of the impaired note is in doubt, all cash receipts on impaired notes are applied to reduce the principal amount of such notes until the principal has been recovered and are recognized as interest income, thereafter.

The carrying amount of the Company's debt approximates fair value. The carrying amount of the Company's other financial instruments approximate fair value because of the relatively short maturity of these instruments.

(3) Transactions with Affiliates

The Business Manager or Advisor contributed \$200,000 to the capital of the Company for which it received 20,000 shares of common stock.

As of September 30, 2004 and December 31, 2003, the Company had incurred \$159,233,813 and \$22,144,814 of offering costs, of which \$119,656,429 and \$16,859,779, respectively, were paid or accrued to affiliates. Pursuant to the terms of the offering, the Business Manager or Advisor has guaranteed payment of all public offering expenses (excluding sales commissions and the marketing

Edgar Filing: INLAND WESTERN RETAIL REAL ESTATE TRUST INC - Form POS AM

contribution and the due diligence expense allowance) in excess of 5.5% of the gross proceeds of the offering or all organization and offering expenses (including selling commissions) which together exceed 15% of gross proceeds. As of September 30, 2004 and December 31, 2003, offering costs did not exceed the 5.5% and 15% limitations. The Company anticipates that these costs will not exceed these limitations upon completion of the offering.

The Company pays an advisor asset management fee of not more than 1% of the average assets. Average asset value is defined as the average of the total book value, including acquired intangibles, of the Company's real estate assets plus the Company's loans receivable secured by real estate, before reserves for depreciation, reserves for bad debt or other similar non-cash reserves. The Company computes the average assets by taking the average of these values at the end of each month for which the fee is being calculated. The fee is payable quarterly in an amount equal to 1/4 of 1% of average assets as of the last day of the immediately preceding quarter. For any year in which the Company qualifies as a REIT, the advisor must reimburse the Company for the following amounts if any: (1) the amounts by which total operating expenses, the sum of the advisor asset management fee plus other operating expenses, paid during the previous fiscal year exceed the greater of: (i) 2% of average assets for that fiscal year, or (ii) 25% of net income for that fiscal year; plus (2) an amount, which will not exceed the advisor asset management fee for that year, equal to any difference between the total amount of distributions to stockholders for that year and the 6% minimum annual return on the net investment of stockholders. The Company neither paid nor accrued such fees because the Advisor agreed to forego such fees for the nine months ended September 30, 2004.

F-48

INLAND WESTERN RETAIL REAL ESTATE TRUST, INC.
(A Maryland Corporation)

NOTES TO CONSOLIDATED FINANCIAL STATEMENTS (continued)

The Business Manager or Advisor and its affiliates are entitled to reimbursement for salaries and expenses of employees of the Business Manager or Advisor and its affiliates relating to the offering. In addition, an affiliate of the Business Manager or Advisor is entitled to receive selling commissions, and the marketing contribution and due diligence expense allowance from the Company in connection with the offering. Such costs are offset against the stockholders' equity accounts. Such costs totaled \$119,656,429 as of September 30, 2004, of which \$3,502,335 was unpaid at September 30, 2004.

The Business Manager or Advisor and its affiliates are entitled to reimbursement for general and administrative costs relating to the Company's administration. Such costs are included in general and administrative expenses to affiliates, in addition to costs that were capitalized pertaining to property acquisitions. For the three month period ended September 30, 2004 and the nine month period ended September 30, 2004, the Company incurred \$466,359 and \$1,103,717 of these costs, respectively, of which \$778,277 remained unpaid as of September 30, 2004 and are included in due to affiliates on the Consolidated Balance Sheets.

An affiliate of the Business Manager or Advisor provides loan servicing to the Company for an annual fee. The agreement allows for annual fees totaling .03% of the first \$1 billion in mortgage balance outstanding and .01% of the remaining mortgage balances, payable monthly. Such fees totaled \$42,703 for the three months ended September 30, 2004 and \$63,978 for the nine months ended September 30, 2004, respectively.

The Company used the services of an affiliate of the Business Manager or Advisor

Edgar Filing: INLAND WESTERN RETAIL REAL ESTATE TRUST INC - Form POS AM

to facilitate the mortgage financing that the Company obtained on some of the properties purchased. The Company pays the affiliate .02% of the principal amount of each loan obtained on the Company's behalf. Such costs are capitalized as loan fees and amortized over the respective loan term. For the three months ended September 30, 2004 and for the nine months ended September 30, 2004, the Company paid loan fees totaling \$1,119,944 and \$2,241,986 to this affiliate, respectively.

The property managers, entities owned principally by individuals who are affiliates of the Business Manager or Advisor, are entitled to receive property management fees totaling 4.5% of gross operating income, for management and leasing services. The Company incurred property management fees of \$1,693,155 and \$2,847,427 for the three and nine months ended September 30, 2004, respectively. None remained unpaid as of September 30, 2004.

The Company established a discount stock purchase policy for affiliates of the Company and the Business Manager or Advisor that enables the affiliates to purchase shares of common stock at a discount at either \$8.95 or \$9.50 per share depending on when the shares are purchased. The Company sold 19,735 and 530,574 shares of common stock to affiliates and recognized an expense related to these discounts of \$16,174 and \$352,303 for the three and nine months ended September 30, 2004, respectively.

As of September 30, 2004 and December 31, 2003 the Company was due funds from affiliates in the amount of \$1,571,960 and \$918,750, respectively which is comprised of \$1,567,481 and \$845,000, respectively, which is due from the sponsor for reimbursement of a portion of distributions paid in 2004. The remaining \$4,479 and \$73,750 as of September 30, 2004 and December 31, 2003, respectively is due from an affiliate for costs paid on their behalf by the Company. The sponsor has agreed to advance funds to the Company for a portion of distributions paid to the Company's shareholders until funds available for distributions are sufficient to cover the distributions. The sponsor forgave \$2,369,139 of these amounts during the second quarter of 2004 and these funds are no longer due and are recorded as a contribution to capital in the accompanying Consolidated Financial Statements. As of September 30, 2004 the Company owed funds to the sponsor in the amount of \$2,868,666 for repayment of the funds advanced for payment of distributions.

F-49

INLAND WESTERN RETAIL REAL ESTATE TRUST, INC.
(A Maryland Corporation)

NOTES TO CONSOLIDATED FINANCIAL STATEMENTS
(continued)

As of September 30, 2004 and December 31, 2003 the Company owed funds to an affiliate in the amount of \$0 and \$2,154,158, respectively, for the reimbursement of costs paid by the affiliate on behalf of the Company. The amount due at December 31, 2003 was repaid during 2004.

(4) Stock Option Plan

The Company has adopted an Independent Director Stock Option Plan which, subject to certain conditions, provides for the grant to each independent director of an option to acquire 3,000 shares following their becoming a director and for the grant of additional options to acquire 500 shares on the date of each annual stockholders' meeting. The options for the initial 3,000 shares are exercisable as follows: 1,000 shares on the date of grant and 1,000 shares on each of the first and second anniversaries of the date of grant. The subsequent options will be exercisable on the second anniversary of the date of grant. The initial

Edgar Filing: INLAND WESTERN RETAIL REAL ESTATE TRUST INC - Form POS AM

options will be exercisable at \$8.95 per share. The subsequent options will be exercisable at the fair market value of a share on the last business day preceding the annual meeting of stockholders. As of September 30, 2004 and December 31, 2003 we have issued 3,500 and 3,000 options, respectively, to acquire shares to each of our independent directors, for a total of 17,500 and 15,000 options, of which none have been exercised or expired.

(5) Leases

Master Lease Agreements

In conjunction with certain acquisitions, the Company received payments under master lease agreements pertaining to certain non-revenue producing spaces at the time of purchase, for periods ranging from three months to three years after the date of purchase or until the spaces are leased. As these payments are received, they are recorded as a reduction in the purchase price of the respective property rather than as rental income. The cumulative amount of such payments was \$891,982 as of September 30, 2004.

Operating Leases

Minimum lease payments to be received under operating leases, excluding rental income under master lease agreements and assuming no expiring leases are renewed, are as follows:

| | Minimum Lease Payments |
|------------|---------------------------|
| | ----- |
| 2004 | \$ 91,591,315* |
| 2005 | 146,904,527 |
| 2006 | 140,787,601 |
| 2007 | 133,105,552 |
| 2008 | 125,444,736 |
| Thereafter | 766,271,796 |
| | ----- |
| Total | \$ 1,404,105,527 |
| | ===== |

* For the twelve month period from January 1, 2004 through December 31, 2004.

The remaining lease terms range from one year to 55 years. Pursuant to the lease agreements, tenants of the property are required to reimburse the Company for some or all of their pro rata share of the real estate taxes, operating expenses and management fees of the properties. Such amounts are included in tenant recovery income.

F-50

INLAND WESTERN RETAIL REAL ESTATE TRUST, INC.
(A Maryland Corporation)

NOTES TO CONSOLIDATED FINANCIAL STATEMENTS
(continued)

Ground Leases

Edgar Filing: INLAND WESTERN RETAIL REAL ESTATE TRUST INC - Form POS AM

The Company leases land under noncancelable operating leases at certain of the properties expiring in various years from 2028 to 2096. For the three months and the nine months ended September 30, 2004, ground lease rent was \$478,995 and \$510,245, respectively. Minimum future rental payments to be paid under the ground leases are as follows:

| | Minimum Lease Payments |
|------------|---------------------------|
| 2004 | \$ 1,021,807 |
| 2005 | 2,661,464 |
| 2006 | 2,662,605 |
| 2007 | 2,663,811 |
| 2008 | 2,665,086 |
| Thereafter | 286,655,032 |
| Total | \$ 298,329,805 |

* For the twelve month period from January 1, 2004 through December 31, 2004.

(6) Notes Receivable

The notes receivable balance of \$28,419,189 as of September 30, 2004 consisted of two installment notes, one from Newman Development Group of Gilroy, LLC (Gilroy) and one from Newman Development Group of Richland, LLC (Richland) that mature on July 15, 2005 and August 15, 2005, respectively. These notes are secured by first mortgages on Pacheco Pass Shopping Center and Quakertown Shopping Center, respectively and are guaranteed personally by the owners of Gilroy and Richland. Interest only is due in advance on the first of each month at a rate of 6.993% per annum for Gilroy and 7.5572% per annum for Richland. Upon closing, an interest reserve escrow totaling three months of interest payments was established for both notes.

The notes receivable balance of \$7,552,155 as of December 31 2003 consisted of an installment note from Fourth Quarter Properties XIV, LLC (Fourth) that matured on January 15, 2004. This installment note was secured by a 49% interest in Fourth, which owned the remaining portion of the Newnan Crossing shopping center and was also guaranteed personally by the owner of Fourth. Interest only at a rate of 7.6192% per annum was due on the note. The installment note was advanced to Fourth in contemplation of the Company purchasing the remaining portions of Newnan Crossing. The Company did not call the note on January 15, 2004 and subsequently purchased the property on February 13, 2004 at which time the note was paid in full by Fourth as a credit to the purchase price of the property.

(7) Mortgages and Note Payable

Mortgage loans outstanding as of September 30, 2004 were \$1,140,741,763, of which \$1,014,708,763 had fixed rates ranging from 3.96% to 6.20% and a weighted average interest rate of 4.68% at September 30, 2004. The remaining \$126,033,000 represented variable rate loans with a weighted average interest rate of 2.85% at September 30, 2004. Retail properties with a net carrying value of \$1,861,465,315 at September 30, 2004 and related tenant leases are pledged as collateral.

As of September 30, 2004, scheduled maturities for the Company's outstanding

Edgar Filing: INLAND WESTERN RETAIL REAL ESTATE TRUST INC - Form POS AM

mortgage indebtedness have various due dates through August 2027. At September 30, 2004, the weighted average interest rate on the Company's mortgage debt was 4.48%. With the exception of the mortgage loan on Plaza Santa Fe II, all of the Company's mortgage loans as of

F-51

INLAND WESTERN RETAIL REAL ESTATE TRUST, INC. (A Maryland Corporation)

NOTES TO CONSOLIDATED FINANCIAL STATEMENTS (continued)

September 30, 2004 require monthly payments of interest only and may be prepaid with a penalty after specific lockout periods. The mortgage loan on Plaza Santa Fe II, which was assumed as part of the acquisition of the property on June 1, 2004, requires monthly payments of principal and interest, as well as payments into tax, insurance, and replacement reserve escrows. The loan has no prepayment privileges.

As part of the Plaza Santa Fe II loan assumption, a promissory note approximating \$414,000 was executed between the Company and the seller for the total amount that the seller had paid into escrows under the loan agreement as of the acquisition date. The note bears interest at the rate of prime less 3.00%, payable to the seller upon maturity of the note in 2006. The seller also agreed to fund the Company's monthly required payments into this escrow for a period of two years. Each monthly payment funded by the seller increases the principal balance of the note payable. The outstanding note payable balance at September 30, 2004 is approximately \$507,000.

(8) Line of Credit

The Company has an unsecured line of credit arrangement with KeyBank N.A. which matures on December 24, 2004 in the amount of \$225,000,000. The funds from this line of credit may be used to provide liquidity from the time a property is purchased until permanent debt is placed on that property. The line of credit requires interest only payments monthly at the rate equal to the London InterBank Offered Rate or LIBOR plus 175 basis points which ranged from 2.94% to 3.56% during the quarter ended September 30, 2004. The Company is also required to pay, on a quarterly basis, an amount ranging from .15% to .30%, per annum, on the average daily undrawn funds under this line. The line of credit requires compliance with certain covenants, such as debt service ratios, minimum net worth requirements, distribution limitations and investment restrictions. In addition to, and in conjunction with these financial covenants, the Company maintains a cash collateral account. Amounts deposited in the cash collateral account provide that loan to value covenants required under the line are not exceeded. Funds may be deposited into and withdrawn from the cash collateral account as the Company's properties are purchased without debt. On September 27, 2004, the outstanding balance of \$110,000,000 on this line was repaid resulting in no outstanding balance as of September 30, 2004. As of September 30, 2004, the Company was in compliance with such covenants and no amounts were required to be deposited in the cash collateral account.

(9) Investment in Unconsolidated Joint Venture

On August 11, 2004, CR Investors, LLC, a 100% owned LLC of Reisterstown Plaza Holdings, LLC (a joint venture consolidated by the Company), purchased a 36.5% tenancy in common interest in an apartment complex known as Courthouse Square located in Towson, MD. This investment is accounted for utilizing the equity method of accounting. Under the equity method of accounting, the net equity investment of the Company is reflected on the Consolidated Balance Sheet and the

Edgar Filing: INLAND WESTERN RETAIL REAL ESTATE TRUST INC - Form POS AM

Consolidated Statement of Operations includes the Company's share of net income or loss from the unconsolidated entity.

(10) Segment Reporting

The Company owns and seeks to acquire single-tenant buildings and multi-tenant shopping centers primarily in the western United States. The Company's shopping centers are typically anchored by discount retailers, home improvement retailers, grocery and drugstores complemented with additional stores providing a wide range of other goods and services to shoppers.

The Company assesses and measures operating results on an individual property basis for each of its properties based on net property operations. Since all of the Company's properties exhibit highly similar economic characteristics, cater to the day-to-day living needs of their respective surrounding communities, and offer similar degrees of risk and opportunities for growth, the properties have been aggregated and reported as one operating segment.

F-52

INLAND WESTERN RETAIL REAL ESTATE TRUST, INC.
(A Maryland Corporation)

NOTES TO CONSOLIDATED FINANCIAL STATEMENTS
(continued)

Net property operations are summarized in the following table for the three and nine months ended September 30, 2004, along with a reconciliation to net income.

| | Nine months ended September 30, 2004 ----- | Three months ended September 30, 2004 ----- |
|---|--|---|
| Property rental income and additional property income | \$ 69,766,553 | \$ 40,786,027 |
| Total property operating expenses | (16,968,381) | (10,304,035) |
| Interest expense | (21,315,926) | (12,958,477) |
| | ----- | ----- |
| Net property operations | 31,482,246 | 17,523,515 |
| | ----- | ----- |
| Other income | 1,885,751 | 1,413,350 |
| Less non-property expenses: | | |
| General and administrative expenses | (2,843,943) | (988,303) |
| Depreciation and amortization | (26,003,202) | (15,574,851) |
| Minority interests | (107,054) | (107,054) |
| | ----- | ----- |
| Net income | \$ 4,413,798 ===== | \$ 2,266,657 ===== |

The following table summarizes property asset information as of September 30, 2004 and December 31, 2003.

| September 30, 2004 ----- | December 31, 2003 ----- |
|-----------------------------|----------------------------|
|-----------------------------|----------------------------|

Edgar Filing: INLAND WESTERN RETAIL REAL ESTATE TRUST INC - Form POS AM

Total assets:

| | | |
|--------------------|------------------|----------------|
| Shopping centers | \$ 2,301,440,049 | \$ 142,804,128 |
| Non-segment assets | 370,711,987 | 69,298,035 |
| | ----- | ----- |
| | \$ 2,672,152,036 | \$ 212,102,163 |
| | ===== | ===== |

The Company does not derive any of its consolidated revenue from foreign countries and does not have any major customers that individually account for 10% or more of the Company's consolidated revenues.

(11) Earnings (loss) per Share

Basic earnings (loss) per share ("EPS") is computed by dividing income by the weighted average number of common shares outstanding for the period (the "common shares"). Diluted EPS is computed by dividing net income (loss) by the common shares plus shares issuable upon exercising options or other contracts. As a result of the net loss incurred in 2003, diluted weighted average shares outstanding do not give effect to common stock equivalents as to do so would be anti-dilutive. As of September 30, 2004, options to purchase 17,500 shares of common stock at an exercise price of \$8.95 per share were outstanding. These options were not included in the computation of basic or diluted EPS as the effect would be immaterial.

The basic and diluted weighted average number of common shares outstanding were 112,887,491 for the three months ended September 30, 2004 and 70,051,926 for the nine months ended September 30, 2004.

F-53

INLAND WESTERN RETAIL REAL ESTATE TRUST, INC.
(A Maryland Corporation)

NOTES TO CONSOLIDATED FINANCIAL STATEMENTS
(continued)

(12) Commitments and Contingencies

The purchase and sale contract for Pavilion at King's Grant, provides that if anytime during the period from January 1, 2004 through December 31, 2007 the tenant Toys R' Us should increase its base rent up to a maximum amount of \$250,000 and no decrease has occurred in their requirement to pay for a certain percentage of expenses at the property, then the Company would be obligated to pay the seller additional funds related to the purchase based upon an agreed income capitalization formula. The Company has not reserved any funds for this contingency.

In connection with the purchase of Stony Creek Market Place, the Company is obligated to purchase the seller's interest in the leases if the seller exercises the right to develop and lease a vacant 50,000 square foot pad site within 48 months after the closing date. In connection with the purchase of Newnan Crossing, the Company is obligated to purchase the remaining portion of the shopping center that is currently under construction (Phase III) once construction has been completed and a major tenant has moved in and commenced payment of rent, with the additional purchase price based upon an agreed income capitalization formula. In connection with the purchase of Low Country Village, the Company is obligated to purchase a portion of the shopping center that is currently under construction once construction has been completed and the

respective tenants have moved in and commenced payment of rent, with the additional purchase price of the center based upon an agreed income capitalization formula. As part of the commitment to purchase this remaining portion of the shopping center, the Company had deposited \$300,000 of earnest money with an escrow agent. In connection with the purchase of Wilshire Plaza III, the Company is obligated to pay the remainder of the purchase price in the amount of \$2,967,088 when Kohl's department store has moved in and commenced payment of rent. Also, in conjunction with this purchase, the Company is obligated to fund to Kohl's a second construction payment in the amount \$1,164,874 when they have moved in and commenced payment of rent. In connection with the purchase of an interest in the entity that owns Reisterstown Road Plaza, the Company is obligated to pay the remaining purchase price of \$11,546,674 if the unfinished space has been built and rented within 24 months of the closing date. In connection with the purchase of Governor's Marketplace, the Company is obligated to pay the remaining purchase price of \$4,846,152 if the seller completes the construction and leasing of additional components within 24 months of the closing date. In connection with the purchase of an interest in the entity that owns Boulevard at the Capital Centre, the Company is required to pay the remaining purchase price of \$6,947,764 upon completion of the construction and satisfaction of tenant conditions of certain units of the shopping center. The Company has not reserved any funds for these contingencies.

In connection with the purchase of Eastwood Towne Center, the Company is obligated to pay the remaining purchase price of \$3,836,317 once a major tenant's base rent increases upon two shadow anchors' commencement of operations. In connection with the purchase of John's Creek Village, the Company is obligated to pay the remaining purchase price of \$13,385,390 if the vacancies have been leased and the respective tenants have moved in and commenced payment of rent within 18 months of the closing date. In connection with the purchase of Davis Towne Crossing, the Company is obligated to pay the remaining purchase price of \$1,604,304 if the vacancies have been leased and respective tenants have moved in and commenced payment of rent within 24 months of the initial closing date. In connection with the purchase of Towson Circle, the Company is obligated to pay an additional amount to be determined based upon an agreed income capitalization formula if two spaces that were vacant at closing have been leased within 24 months of the closing date. In connection with the purchase of Forks Town Center, if a certain tenant has moved into its space and is paying rent within 12 months of the original closing, the Company is obligated to pay the remaining purchase of \$701,299. The Company has not reserved any funds for these contingencies.

In conjunction with the financing of Dorman Center on April 20, 2004, the Company was required to obtain a \$3.65 million irrevocable letter of credit for a one year period. Once the Company purchases the remaining portion of Dorman Center, and meets certain occupancy requirements, the letter of credit will be released. On July 16, 2004, the Company purchased the remaining portion of Dorman Center. The irrevocable letter of credit is still outstanding as the occupancy requirements had not been met as of November 5, 2004. In conjunction with the financing of John's Creek Village on July

F-54

INLAND WESTERN RETAIL REAL ESTATE TRUST, INC.
(A Maryland Corporation)

NOTES TO CONSOLIDATED FINANCIAL STATEMENTS
(continued)

2, 2004, the Company was required to obtain a \$5.7 million irrevocable letter of credit for a one year period. Once the Company purchases the remaining portion of John's Creek Village, and meets certain occupancy requirements, the letter of

Edgar Filing: INLAND WESTERN RETAIL REAL ESTATE TRUST INC - Form POS AM

credit will be released. The irrevocable letter of credit is still outstanding as the remaining portion of the center had not been purchased as of November 5, 2004.

In connection with the purchase of Larkspur Landing, the Company assumed a liability in the amount of \$1,982,504 for tenant improvements and leasing commission obligations. As of September 30, 2004, the remaining liability after disbursements is \$1,303,530.

The Company is currently considering acquiring 10 properties for an estimated purchase price of \$244 million. The Company's decision to acquire each property will generally depend upon no material adverse change occurring relating to the property, the tenants or in the local economic conditions and the Company's receipt of satisfactory due diligence information including appraisals, environmental reports and lease information prior to purchasing the property.

(13) Subsequent Events

The Company issued 29,541,198 shares of common stock from October 1, 2004 through November 5, 2004 in connection with the offering, resulting in gross proceeds of \$294,964,519.

The Company paid distributions of \$7,186,753 to its stockholders in October 2004.

On October 15, 2004, CR Investors, LLC, a 100% owned LLC of Reisterstown Plaza Holdings, LLC (a joint venture consolidated by the Company), purchased a 60.94% interest in an apartment complex known as Cardiff Hall East located in Towson, MD for approximately \$2.7 million.

As of October 31, 2004, Cordish Power Plant Management, LLC, a Maryland limited liability company ("CPP") admitted two new members in exchange for the capital contributions described below that were made on November 5, 2004. CRP Power Plant Investors, LLC, a Maryland limited liability company that is wholly owned by Reisterstown Plaza Holdings, LLC, contributed capital in the amount of \$15 million in exchange for a 37.5% member interest in CPP. CGW Power Plant Investors, LLC, a Maryland limited liability company that is wholly owned by Gateway Village Holdings, LLC contributed capital in the amount of \$5 million in exchange for a 12.5% member interest in CPP. CPP owns a 99.5% interest in Cordish Power Plant Limited Partnership. Cordish Power Plant Limited Partnership owns a ground lease interest in a mixed use retail/office complex located in the Inner Harbor area of Baltimore, Maryland that is known as The Power Plant. The Power Plant contains approximately 180,000 square feet of space and is 100% leased and occupied.

As of October 31, 2004, Cordish Power Plant Management Number Two, LLC, a Maryland limited liability company ("CPP2") admitted two new members in exchange for the capital contributions described below that were made on November 5, 2004. CTC Pier IV Investors, LLC, a Maryland limited liability company that is wholly owned by Towson Circle Holdings, LLC contributed capital in the amount of \$5 million in exchange for a 16.67% member interest in CPP2. CTOLL Pier IV Investors, LLC, a Maryland limited liability company that is wholly owned by Tollgate Marketplace Holding Company, LLC contributed capital in the amount of \$15 million in exchange for a 50.0% member interest in CPP2. CPP2 owns all of the membership interest in Cordish Power Plant Number Two, LLC. Cordish Power Plant Number Two, LLC owns a ground lease interest in a mixed use retail/office complex located in the Inner Harbor area of Baltimore, Maryland that is known as Pier IV Office Building. The Pier IV Office Building contains approximately 120,000 square feet of space and is 100% leased and occupied.

Edgar Filing: INLAND WESTERN RETAIL REAL ESTATE TRUST INC - Form POS AM

INLAND WESTERN RETAIL REAL ESTATE TRUST, INC.
(A Maryland Corporation)

NOTES TO CONSOLIDATED FINANCIAL STATEMENTS
(continued)

The Company has acquired the following properties or joint venture interests in properties during the period October 1 to November 5, 2004. The respective acquisitions are summarized in the table below.

| DATE ACQUIRED ----- | PROPERTY ----- | YEAR BUILT ----- | APPROXIMATE PURCHASE PRICE (\$) --- | GROSS LEASABLE AREA (SQ. FT.) ----- | |
|---------------------------|---|------------------------|--|--|---------------------------------|
| 10/05/04 | Bed, Bath & Beyond Plaza Miami, FL | 2004 | 20,350,000 | 97,496 | Bed Off Pie Par |
| 10/12/04 | The Columns - Phase II Jackson, TN | 2004 | 5,740,596 | 44,987 | Ros Old |
| 10/18/04 | Denton Town Crossing Denton, TX | 2003/ 2004 | 51,236,687 | 272,722 | Osh |
| 10/19/04 | Azalea Square Summerville, SC | 2004 | 30,012,525 | 181,942 | T.J Lin Ros Cos PET |
| 10/21/04 | Lake Mary Pointe Orlando, FL | 1999 | 6,620,000 | 51,052 | Pub |
| 10/25/04 | Plaza at Riverlakes Bakersville, CA | 2001 | 17,000,000 | 102,836 | Ral |
| 10/26/04 | Academy Sports Port Arthur, TX | 2004 | 5,000,000 | 61,001 | Aca |
| 10/28/04 | Gurnee Town Center Gurnee, IL | 2002 | 44,256,387 | 179,840 | Lin Old Bon |
| 10/29/04 | CVS Pharmacy Sylacauga, AL | 2004 | 3,066,241 | 10,055 | CVS |
| 10/29/04 | Academy Sports Midland, TX | 2004 | 4,250,000 | 61,654 | Aca |
| 11/03/04 | Mansfield Towne Center Mansfield, TX | 2004 | 16,055,074 | 111,898 | Ros Sta |
| 11/05/04 | Winchester Commons Memphis, TN | 1999 | 13,022,687 | 93,024 | Kro |

Edgar Filing: INLAND WESTERN RETAIL REAL ESTATE TRUST INC - Form POS AM

INLAND WESTERN RETAIL REAL ESTATE TRUST, INC.
(A Maryland Corporation)

NOTES TO CONSOLIDATED FINANCIAL STATEMENTS
(continued)

The mortgage debt and financings obtained during the period October 1, 2004 to November 5, 2004, are detailed in the list below.

| DATE FUNDED | MORTGAGE PAYABLE | ANNUAL INTEREST RATE | MATURITY DATE | PRINCIPAL |
|-------------|----------------------------------|----------------------|---------------|-----------|
| 10/05/04 | The Columns | 4.910% | 05/01/09 | |
| 10/06/04 | Low Country Village | 4.960% | 05/01/09 | |
| 10/08/04 | Lincoln Park | 4.610% | 11/01/09 | |
| 11/01/04 | Academy Sports - Port Arthur, TX | 5.120% | 11/01/09 | |
| 11/01/04 | Harris Teeter - Wilmington, NC | 4.915% | 11/01/09 | |
| 11/04/04 | The Columns - Phase II | 4.950% | 11/01/09 | |

F-57

Inland Western Retail Real Estate Trust, Inc.
Pro Forma Consolidated Balance Sheet
September 30, 2004
(unaudited)

The following unaudited Pro Forma Consolidated Balance Sheet is presented as if the acquisitions of the properties and the issuance of the notes receivable had occurred on September 30, 2004.

This unaudited Pro Forma Consolidated Balance Sheet is not necessarily indicative of what the actual financial position would have been at September 30, 2004, nor does it purport to represent our future financial position. No pro forma adjustments have been made for any potential property acquisitions identified as of December 17, 2004. The Company does not consider these properties as probable under Rule 3-14 of Regulation S-X as the Company has not completed the due diligence process on these properties. Additionally, the Company has not received sufficient offering proceeds or obtained firm financing commitments to acquire all of these properties as of December 17, 2004. The Company believes it will have sufficient cash from offering proceeds raised and from additional financing proceeds to acquire these properties if and when the Company is prepared to acquire these properties.

F-58

Inland Western Retail Real Estate Trust, Inc.
Pro Forma Consolidated Balance Sheet
September 30, 2004
(unaudited)

Edgar Filing: INLAND WESTERN RETAIL REAL ESTATE TRUST INC - Form POS AM

| | Historical (A) | Pro Forma Adjustments |
|--|-------------------------|--------------------------|
| ASSETS | | |
| Net investment properties (B) | \$ 1,971,434,000 | 1,050,892,000 |
| Cash and cash equivalents | 280,414,000 | (76,440,000) |
| Restricted cash | 80,094,000 | |
| Investment in marketable securities and treasury contracts | 1,566,000 | |
| Investment in unconsolidated joint venture | 5,782,000 | |
| Restricted escrows | 67,874,000 | |
| Accounts and rents receivable | 11,683,000 | |
| Due from affiliates | 1,572,000 | |
| Note receivable | 28,419,000 | 3,400,000 |
| Acquired in-place lease intangibles (B) (D) | 148,597,000 | 79,648,000 |
| Acquired above market lease intangibles (B) (D) | 37,578,000 | 997,000 |
| Loan fees, leasing fees and loan fee deposits (G) | 14,118,000 | (2,182,000) |
| Other assets (G) | 23,021,000 | (19,378,000) |
| Total assets | \$ 2,672,152,000 | 1,036,937,000 |
| LIABILITIES AND STOCKHOLDERS' EQUITY | | |
| Mortgage and notes payable (B) (E) | 1,141,248,000 | 488,942,000 |
| Accounts payable | 1,352,000 | |
| Accrued offering costs to affiliates | 3,502,000 | |
| Accrued interest payable | 2,947,000 | |
| Tenant improvement payable | 3,605,000 | |
| Accrued real estate taxes | 10,529,000 | |
| Distributions payable | 7,187,000 | |
| Security deposits | 2,195,000 | |
| Line of credit | - | |
| Prepaid rent and other liabilities | 3,717,000 | |
| Advances from sponsor | 2,869,000 | |
| Acquired below market lease intangibles (B) (D) | 70,356,000 | 2,399,000 |
| Restricted cash liability | 80,094,000 | |
| Due to affiliates | 778,000 | |
| Total liabilities | 1,330,379,000 | 491,341,000 |
| Minority interests | 68,783,000 | |
| Common stock (C) | 146,000 | 62,000 |
| Additional paid-in capital (net of offering costs) (C) | 1,304,817,000 | 545,534,000 |
| Accumulated distributions in excess of net loss (F) | (32,177,000) | |
| Accumulated other comprehensive income | 204,000 | |
| Total stockholders' equity | 1,272,990,000 | 545,596,000 |
| Total liabilities and stockholders' equity | \$ 2,672,152,000 | 1,036,937,000 |

Edgar Filing: INLAND WESTERN RETAIL REAL ESTATE TRUST INC - Form POS AM

See accompanying notes to pro forma consolidated sheet.

F-59

Inland Western Retail Real Estate Trust, Inc.
Notes to Pro Forma Consolidated Balance Sheet
September 30, 2004
(unaudited)

- (A) The historical column represents our Consolidated Balance Sheet as of September 30, 2004 as filed with the Securities Exchange Commission on Form 10-Q. As of September 30, 2004, the Company had sold 144,628,000 shares to the public and 1,636,000 shares were issued pursuant to the Company's distribution reinvestment program. As a result, the Company received \$1,461,206,000 of gross offering proceeds. In addition, the Company received the Advisor's capital contribution of \$200,000 for which the Advisor was issued 20,000 shares.
- (B) The pro forma adjustments reflect the acquisition of the following properties. The mortgages payable represent mortgages obtained from a third party, either assumed as part of the acquisition or subsequent to acquisition. No pro forma adjustment has been made for prorations or other closing costs as the amounts are not significant:

| | Acquisition Price | Mortgage Payable |
|--|----------------------|---------------------|
| | | |
| Bed, Bath & Beyond Plaza | \$ 20,350,000 | 11,193,000 |
| The Columns - Phase II | 5,741,000 | 3,442,000 |
| Denton Crossing | 53,112,000 | 35,200,000 |
| Azalea Square | 30,013,000 | 16,535,000 |
| Lake Mary Pointe | 6,620,000 | 3,658,000 |
| Plaza at Riverlakes | 17,000,000 | - |
| Academy Sports - Port Arthur | 5,000,000 | 2,775,000 |
| Gurnee Town Centre | 44,256,000 | - |
| CVS Pharmacy - Sylacauga | 3,066,000 | - |
| Academy Sports - Midland | 4,250,000 | 2,338,000 |
| Mansfield Towne Crossing | 16,055,000 | 10,982,000 |
| Winchester Commons | 13,023,000 | 7,235,000 |
| Kohl's - Wilshire (Final Construction Funding) | 4,132,000 | - |
| Publix Center | 12,047,000 | - |
| Fox Creek Village | 20,883,000 | - |
| Oswego Commons | 35,022,000 | 19,262,000 |
| Zurich Towers | 138,000,000 | 81,420,000 |
| University Town Center | 10,569,000 | - |
| Edgemont Town Center | 15,639,000 | - |
| Five Forks | 8,086,000 | - |
| Placentia Town Center | 24,865,000 | - |
| Gateway Station | 6,300,000 | - |
| Northwoods Center | 13,964,000 | - |
| Shops at Forest Commons | 7,505,000 | 5,250,000 |
| Gateway Pavilions | 65,141,000 | - |
| American Express Portfolio | 390,000,000 | 230,100,000 |
| Southlake Town Square | 136,519,000 | - |
| Evans Towne Center | 8,880,000 | - |
| Irmo Station | 13,100,000 | - |
| | | |

Edgar Filing: INLAND WESTERN RETAIL REAL ESTATE TRUST INC - Form POS AM

| | | |
|-------|------------------|-------------|
| Total | \$ 1,129,138,000 | 429,390,000 |
| | ===== | |

F-60

Inland Western Retail Real Estate Trust, Inc.
Notes to Pro Forma Consolidated Balance Sheet
September 30, 2004
(unaudited)

Allocation of net investments in properties:

| | | |
|---|----|---------------|
| Land | \$ | 219,270,000 |
| Building and improvements | | 831,622,000 |
| Acquired in-place lease intangibles | | 79,648,000 |
| Acquired above market lease intangibles | | 997,000 |
| Acquired below market lease intangibles | | (2,399,000) |
| | | ----- |
| Total | \$ | 1,129,138,000 |
| | | ===== |

- (C) Additional offering proceeds of \$620,000,000, net of additional offering costs of \$74,404,000 are reflected as received as of September 30, 2004, prior to the purchase of the properties and are limited to offering proceeds necessary to acquire the properties and offering proceeds actually received as of December 17, 2004. Offering costs consist principally of registration costs, printing and selling costs, including commissions.
- (D) Acquired intangibles represent above and below market leases and the difference between the property valued with the existing in-place leases and the property valued as if vacant. The value of the acquired leases will be amortized over the lease term.
- (E) Additional mortgages payable of \$488,942,000, reflected as funded as of September 30, 2004, includes \$429,390,000 of mortgages payable obtained subsequent to the acquisition of the properties described in (B) and \$59,552,000 of new financing placed on previously acquired properties.
- (F) No pro forma assumptions have been made for the additional payment of distributions resulting from the additional proceeds raised.
- (G) Change in loan fees, leasing fees and loan fee deposits of \$2,182,000 represents prepaid loan fees applied to mortgage payables obtained as described in (E). Change in other assets of \$19,378,000 represents advance purchase deposits on properties purchased as described in (B) and loan proceeds due from title companies.

F-61

Inland Western Retail Real Estate Trust, Inc.
Pro Forma Consolidated Statement of Operations
For the nine months ended September 30, 2004
(unaudited)

Edgar Filing: INLAND WESTERN RETAIL REAL ESTATE TRUST INC - Form POS AM

The following unaudited Pro Forma Consolidated Statement of Operations is presented to give effect the acquisition of the properties indicated in Note B of the Notes to the Pro Forma Consolidated Statement of Operations as though they occurred on January 1, 2003 or the date significant operations commenced. No pro forma adjustments have been made for any potential property acquisitions identified as of December 17, 2004. The Company does not consider these properties as probable under Rule 3-14 of Regulation S-X as the Company has not completed the due diligence process on these properties. Additionally, the Company has not received sufficient offering proceeds or obtained firm financing commitments to acquire all of these properties as of December 17, 2004. The Company believes it will have sufficient cash from offering proceeds raised and from additional financing proceeds to acquire these properties if and when the Company is prepared to acquire these properties. No pro forma adjustments were made for Eckerd - Greer, Eckerd - Kill Devil Hills, Eckerd - Columbia, Eckerd - Crossville, Kohl's - Wilshire Plaza III, Academy Sports - Houma, The Columns - Phase II, Academy Sports - Port Arthur or Academy Sports - Midland, as the properties were completed in 2004 and there were no significant operations prior to our acquisition. No pro forma adjustments were made related to the Pacheco Pass and Quakertown notes receivable as the properties were completed in 2004 and there were no significant operations prior to our funding of the notes receivable.

This unaudited Pro Forma Consolidated Statement of Operations is not necessarily indicative of what the actual results of operations would have been for the nine months ended September 30, 2004, nor does it purport to represent our future results of operations.

F-62

Inland Western Retail Real Estate Trust, Inc.
Pro Forma Consolidated Statement of Operations
For the nine months ended September 30, 2004 (unaudited)

| | Historical (A) | Pro Forma Adjustments (B) | Pro |
|---|-------------------|---------------------------------|------|
| Rental income | \$ 56,405,000 | 109,850,000 | 166, |
| Tenant recovery income | 12,802,000 | 19,641,000 | 32, |
| Other property income | 560,000 | - | |
| <hr style="border-top: 1px dashed black;"/> | | | |
| Total revenues | 69,767,000 | 129,491,000 | 199, |
| <hr style="border-top: 1px dashed black;"/> | | | |
| General and administrative expenses | 2,844,000 | - | 2, |
| Advisor asset management fee (C) | - | - | |
| Property operating expenses (F) | 16,969,000 | 33,340,000 | 50, |
| Depreciation and amortization (D) (G) | 26,003,000 | 49,870,000 | 75, |
| <hr style="border-top: 1px dashed black;"/> | | | |
| Total expenses | 45,816,000 | 83,210,000 | 129, |
| <hr style="border-top: 1px dashed black;"/> | | | |
| Operating income | 23,951,000 | 46,281,000 | 70, |
| Other income | 1,886,000 | - | 1, |
| Interest expense (H) | (17,964,000) | (35,824,000) | (53, |

Edgar Filing: INLAND WESTERN RETAIL REAL ESTATE TRUST INC - Form POS AM

| | | | |
|--|--------------|------------|-------------|
| Realized loss on sale of treasury contacts | (3,352,000) | - | (3,352,000) |
| Minority interests | (107,000) | - | (107,000) |
| ----- | | | |
| Net income (loss) | \$ 4,414,000 | 10,457,000 | 14,871,000 |
| ===== | | | |
| Other comprehensive income: | | | |
| Unrealized gain/loss on investment securities | 204,000 | - | 204,000 |
| ----- | | | |
| Comprehensive income (loss) | \$ 4,618,000 | 10,457,000 | 15,075,000 |
| ===== | | | |
| Weighted average number of shares of common stock | | | |
| outstanding, basic and diluted (E) | 70,052,000 | | 208,000,000 |
| ===== | | | |
| Net income (loss) per share, basic and diluted (E) | .06 | | .06 |
| ===== | | | |

See accompanying notes to pro forma consolidated statement operations.

F-63

Inland Western Retail Real Estate Trust, Inc.
Notes to Pro Forma Consolidated Statement of Operations
For the nine months ended September 30, 2004
(unaudited)

- (A) The historical information represents the historical statement of operations of the Company for the period from January 1, 2004 to September 30, 2004 as filed with the Securities Exchange Commission on Form 10-Q.
- (B) Total pro forma adjustments for acquisitions consummated as of December 17, 2004 are as though the properties were acquired January 1, 2003. No adjustment was made for Eckerd - Greer, Eckerd - Kill Devil Hills, Eckerd - Columbia, Eckerd - Crossville, Kohl's - Wilshire Plaza III, Academy Sports - Houma, The Columns - Phase II, Academy Sports - Port Arthur or Academy Sports - Midland as the properties were completed in 2004 and there were no significant operations prior to our acquisition. No pro forma adjustments were made related to the Pacheco Pass and Quakertown notes receivable as the properties were completed in 2004 and there were no significant operations prior to our funding of the notes receivable.

| | Gross Income & Direct Operating Expenses (1) | Pro Forma Adjustments | Total Pro Forma Adjustments |
|------------------------|---|--------------------------|-----------------------------------|
| ----- | | | |
| Rental income | \$ 111,653,000 | (1,803,000) | 109,850,000 |
| Tenant recovery income | 19,641,000 | - | 19,641,000 |
| ----- | | | |
| Total revenues | 131,294,000 | (1,803,000) | 129,491,000 |
| ----- | | | |

Edgar Filing: INLAND WESTERN RETAIL REAL ESTATE TRUST INC - Form POS AM

| | | | |
|-------------------------------|----------------|--------------|-------------|
| Advisor asset management fee | - | - | |
| Property operating expenses | 27,554,000 | 5,786,000 | 33,340,000 |
| Depreciation and amortization | - | 49,870,000 | 49,870,000 |
| Interest expense | - | 35,824,000 | 35,824,000 |
| | | | |
| Total expenses | 27,554,000 | 91,480,000 | 119,034,000 |
| | | | |
| Net income (loss) | \$ 103,740,000 | (93,283,000) | 10,457,000 |
| | | | |

- (1) Unaudited combined gross income and direct operating expenses based on information provided by the Seller for the following properties:

Newnan Crossing II, Hickory Ridge, CorWest Plaza, Shoppes at Quarterfield, Larkspur Landing, North Ranch Pavilion, La Plaza Del Norte, MacArthur Crossing, Promenade at Red Cliff, Peoria Crossings, Dorman Center - Phase I, Heritage Towne Crossing, Paradise Valley Marketplace, Best on the Boulevard, Bluebonnet Parc, North Rivers Town Center, Alison's Corner, Arvada Connection and Arvada Marketplace, Eastwood Town Center, Watauga Pavilion, Northpointe Plaza, Plaza Santa Fe II, Pine Ridge Plaza, Huebner Oaks Center, John's Creek Village, Lakewood Towne Center, Shoppes of Prominence Point, Northgate North, Davis Towne Crossing, Fullerton Metrocenter, Low Country Village, The Shops at Boardwalk, Shoppes of Dallas, Cranberry Square, Dorman Center - Phase II, Tollgate Marketplace, Gateway Village, Towson Circle, Gateway Plaza, Plaza at Marysville, Forks Town Center, Reisterstown Road Plaza, Village Shoppes at Simonton, Manchester Meadows, Governor's Marketplace, Mitchell Ranch Plaza, The Columns, Saucon Valley Square, Lincoln Park, Harvest Towne Center, Boulevard at the Capital Centre,, Bed, Bath & Beyond Plaza, Denton Crossing, Azalea Square, Lake Mary Pointe, Plaza at Riverlakes, Gurnee Town Centre, Mansfield Towne Crossing, Winchester Commons, Publix Center, Fox Creek Village, Oswego Commons, University Town Center, Edgemont Town Center, Five Forks, Placentia Town Center, Gateway Station, Northwoods Center, Shops at Forest Commons, Gateway Pavilions, Southlake Town Square, Evans Towne Centre and Irmo Station.

F-64

Inland Western Retail Real Estate Trust, Inc.
Notes to Pro Forma Consolidated Statement of Operations
For the nine months ended September 30, 2004
(unaudited)

Gross rental income based on information provided by tenant net leases for the following properties:

Wal-Mart Supercenter - Blytheville, Wrangler Company Western Headquarters, Wal-Mart Supercenter - Jonesboro, Harris Teeter - Wilmington, GMAC Insurance, CVS Pharmacy - Sylacauga, Zurich Towers and the American Express portfolio.

- (C) The advisor asset management fee is expected to be subordinated to the shareholders' receipt of a stated return thus no amount is reflected.
- (D) Buildings and improvements will be depreciated on a straight line basis based upon estimated useful lives of 30 years for building and improvements and 15 years for site improvements. That portion of the purchase price that is allocated to above or below lease intangibles will be amortized on a straight line basis over the life of the related leases as an adjustment to rental income. Other leasing costs, tenant improvements and in-place lease intangibles will be amortized on a straight line basis over the life of the

Edgar Filing: INLAND WESTERN RETAIL REAL ESTATE TRUST INC - Form POS AM

related leases as a component of amortization expense.

- (E) The pro forma weighted average shares of common stock outstanding for the six months ended September 30, 2004 was calculated using the additional shares sold to purchase each of the properties on a weighted average basis plus the 20,000 shares purchased by the Advisor in connection with our organization.
- (F) Management fees are calculated as 4.5% of gross revenues pursuant to the management agreement and are included in property operating expenses.
- (G) The value of the acquired leases will be amortized over the lease term.
- (H) The pro forma adjustments relating to interest expense were based on the following debt terms:

| Property | Principal Balance | Interest Rate | Maturity Date |
|--------------------------------------|----------------------|------------------|------------------|
| Darien Towne Center | 16,500,000 | 4.650% | 06/10 |
| CVS Pharmacy - Edmond | 1,850,000 | 4.374% | 06/09 |
| CVS Pharmacy - Norman | 2,900,000 | 4.374% | 06/09 |
| Newnan Crossing | 23,766,100 | 4.380% | 03/09 |
| Shops at Park Place | 13,127,000 | 4.710% | 11/08 |
| Pavilion at King's Grant | 5,342,000 | 4.390% | 05/09 |
| Shaw's Supermarket - New Britain | 6,450,000 | 4.680% | 11/28 |
| Stony Creek Marketplace | 14,162,000 | 4.770% | 01/11 |
| CorWest Plaza | 18,150,000 | 4.560% | 02/09 |
| Hickory Ridge | 23,650,000 | 4.531% | 02/09 |
| Larkspur Landing | 33,630,000 | 4.450% | 02/09 |
| North Ranch Pavilion | 10,157,000 | 4.120% | 04/09 |
| Shoppes at Quarterfield | 6,067,000 | 4.280% | 04/09 |
| La Plaza Del Norte | 32,528,000 | 4.610% | 03/10 |
| MacArthur Crossing | 12,700,000 | 4.290% | 05/09 |
| Promenade at Red Cliff | 10,590,000 | 4.290% | 05/09 |
| Dorman Center - Phase I and Phase II | 27,610,000 | 4.180% | 05/09 |
| Peoria Crossings | 20,497,000 | 4.090% | 04/09 |
| Heritage Towne Crossing | 8,950,000 | 4.374% | 06/09 |
| Paradise Valley Marketplace | 15,681,000 | 4.550% | 05/09 |
| Best on the Boulevard | 19,525,000 | 3.990% | 05/09 |

F-65

Inland Western Retail Real Estate Trust, Inc.
Notes to Pro Forma Consolidated Statement of Operations
For the nine months ended September 30, 2004
(unaudited)

| Property | Principal Balance | Interest Rate | Maturity Date |
|--------------------------|----------------------|------------------|------------------|
| Bluebonnet Parc | 12,100,000 | 4.372% | 05/09 |
| North Rivers Town Center | 11,050,000 | 4.760% | 05/09 |
| Alison's Corner | 3,850,000 | 4.272% | 06/10 |

Edgar Filing: INLAND WESTERN RETAIL REAL ESTATE TRUST INC - Form POS AM

| | | | |
|--|------------|-------------|-------|
| Arvada Marketplace and Arvada Connection | 28,510,000 | 4.130% | 07/09 |
| Eastwood Towne Center | 46,750,000 | 4.640% | 07/09 |
| Watauga Pavilion | 17,100,000 | 4.140% | 06/10 |
| Northpointe Plaza | 30,850,000 | 4.272% | 05/09 |
| Plaza Santa Fe II | 17,474,500 | 6.200% | 12/12 |
| Eckerds Drug Stores (4) | 6,800,000 | 5.275% | 08/09 |
| Pine Ridge Plaza | 14,700,000 | 5.085% | 08/09 |
| Huebner Oaks Center (Note A) | 31,723,000 | 4.200% | 07/10 |
| Huebner Oaks Center (Note B) | 16,277,000 | 3.960% | 07/10 |
| John's Creek Village | 23,300,000 | 5.100% | 08/09 |
| Lakewood Towne Center (Note A) | 44,000,000 | 2.680% | 06/09 |
| Lakewood Towne Center (Note B) | 7,260,000 | 3.830% | 07/05 |
| Shoppes of Prominence Point | 9,954,300 | 5.235% | 09/09 |
| Northgate North | 26,650,000 | 4.600% | 07/08 |
| Davis Towne Crossing | 5,365,200 | 5.185% | 09/09 |
| Fullerton Metrocenter | 28,050,000 | 5.090% | 08/09 |
| The Shops at Boardwalk | 20,150,000 | 4.130% | 08/09 |
| Shoppes of Dallas | 7,179,000 | 4.960% | 04/09 |
| Cranberry Square | 10,900,000 | 4.975% | 08/09 |
| Tollgate Marketplace | 39,765,000 | LIBOR +120 | 07/09 |
| Gateway Village (Note A) | 27,233,000 | LIBOR + 113 | 07/09 |
| Gateway Village (Note B) | 4,225,000 | LIBOR + 200 | 08/05 |
| Towson Circle (Note A) | 15,647,500 | 5.100% | 07/09 |
| Towson Circle (Note B) | 3,550,000 | LIBOR + 200 | 08/05 |
| Wal-Mart Supercenter - Blytheville | 7,100,000 | 4.390% | 09/09 |
| Gateway Plaza | 18,163,000 | 5.100% | 09/09 |
| Wrangler Company Western Headquarters | 11,300,000 | 5.090% | 08/27 |
| Plaza at Marysville | 11,800,000 | 5.085% | 08/09 |
| Forks Town Center | 10,395,000 | 4.970% | 09/09 |
| Academy Sports - Houma | 2,920,000 | 5.120% | 09/09 |
| Wal-Mart Supercenter - Jonesboro | 6,088,500 | 5.085% | 09/09 |
| Reisterstown Road Plaza | 49,650,000 | 5.300% | 09/09 |
| Village Shoppes at Simonton | 7,562,000 | 4.960% | 10/09 |
| Manchester Meadows | 31,065,000 | 4.480% | 09/07 |
| Governor's Marketplace | 20,625,000 | 5.185% | 09/09 |
| Mitchell Ranch Plaza | 18,700,000 | 4.480% | 10/09 |
| Saucon Valley Square | 8,851,000 | 5.115% | 10/09 |
| Boulevard at Capital Centre | 71,500,000 | 5.120% | 10/09 |
| GMAC Insurance | 33,000,000 | 4.610% | 10/09 |
| Low Country Village | 5,370,000 | 4.960% | 10/09 |
| The Columns - Phase I | 11,423,000 | 4.910% | 11/09 |
| Lincoln Park | 26,153,000 | 4.610% | 11/09 |
| Harris Teeter - Wilmington | 3,960,000 | 4.915% | 11/09 |

F-66

Inland Western Retail Real Estate Trust, Inc.
Notes to Pro Forma Consolidated Statement of Operations
For the nine months ended September 30, 2004
(unaudited)

| Property | Principal Balance | Interest Rate | Maturity Date |
|-----------------------------|----------------------|------------------|------------------|
| Kohl's - Wilshire Plaza III | 5,418,000 | 5.120% | 12/09 |
| Harvest Town Center | 5,005,000 | 4.935% | 01/10 |
| Bed Bath & Beyond Plaza | 11,193,000 | 5.170% | 12/09 |

Edgar Filing: INLAND WESTERN RETAIL REAL ESTATE TRUST INC - Form POS AM

| | | | |
|------------------------------|-------------|--------|-------|
| The Columns - Phase II | 3,442,000 | 4.950% | 05/09 |
| Denton Crossing | 35,200,000 | 4.300% | 01/10 |
| Azalea Square | 16,535,000 | 5.010% | 12/09 |
| Lake Mary Pointe | 3,658,000 | 5.170% | 12/09 |
| Academy Sports - Port Arthur | 2,775,000 | 5.120% | 11/09 |
| Academy Sports - Midland | 2,338,000 | 5.120% | 01/10 |
| Mansfield Towne Crossing | 10,982,000 | 5.215% | 12/09 |
| Winchester Commons | 7,235,000 | 5.120% | 12/09 |
| Oswego Commons | 19,262,000 | 4.750% | 12/09 |
| Zurich Towers | 81,420,000 | 4.247% | 12/34 |
| Shops at Forest Commons | 5,250,000 | 6.340% | 09/13 |
| American Express Portfolio | 230,100,000 | 4.268% | 12/09 |

F-67

Inland Western Retail Real Estate Trust, Inc.
 Pro Forma Consolidated Statement of Operations
 For the year ended December 31, 2003
 (unaudited)

The following unaudited Pro Forma Consolidated Statement of Operations is presented to give effect the acquisition of the properties indicated in Note B of the Notes to the Pro Forma Consolidated Statement of Operations as though they occurred on January 1, 2003 or the date significant operations commenced. No pro forma adjustments have been made for any potential property acquisitions identified as of December 17, 2004. The Company does not consider these properties as probable under Rule 3-14 of Regulation S-X as the Company has not completed the due diligence process on these properties. Additionally, the Company has not received sufficient offering proceeds or obtained firm financing commitments to acquire all of these properties as of December 17, 2004. The Company believes it will have sufficient cash from offering proceeds raised and from additional financing proceeds to acquire these properties if and when the Company is prepared to acquire these properties. No pro forma adjustments were made for CVS Pharmacy-Edmond or CVS Pharmacy-Norman as the properties were completed in 2003 and there were no significant operations prior to our acquisition. No pro forma adjustments were made for Eckerd-Greer, Eckerd-Kill Devil Hills, Eckerd-Columbia, Eckerd-Crossville, Shoppes of Prominence Point, Low Country Village, Shoppes of Dallas, Kohl's - Wilshire Plaza III, Dorman Center - Phase II, Academy Sports - Houma, Village Shoppes at Simonton, Bed, Bath & Beyond Plaza, The Columns - Phase II, Academy Sports - Port Arthur, CVS Pharmacy - Sylacauga, Academy Sports - Midland, Publix Center and Gateway Station as the properties were completed in 2004 and there were no significant operations in 2003. No pro forma adjustments were made related to the Pacheco Pass and Quakertown notes receivable as the properties were completed in 2004 and there were no significant operations prior to our funding of the notes receivable.

This unaudited Pro Forma Consolidated Statement of Operations is not necessarily indicative of what the actual results of operations would have been for the year ended December 31, 2003, nor does it purport to represent our future results of operations.

F-68

Inland Western Retail Real Estate Trust, Inc.
 Pro Forma Consolidated Statement of Operations
 For the year ended December 31, 2003 (unaudited)

Edgar Filing: INLAND WESTERN RETAIL REAL ESTATE TRUST INC - Form POS AM

| | Historical (A) | Pro Forma Adjustments (B) | Pro Forma Adjustments (C) | Pro |
|--|---------------------|---------------------------------|---------------------------------|-------------|
| Rental income | \$ 607,000 | 130,815,000 | 46,779,000 | 178, |
| Tenant recovery income | 138,000 | 36,782,000 | 1,047,000 | 33, |
| Other property income | 38,000 | - | - | |
| Total revenues | 783,000 | 163,597,000 | 47,826,000 | 212, |
| General and administrative expenses | 454,000 | - | - | |
| Advisor asset management fee (D) | - | - | - | |
| Property operating expenses (G) | 144,000 | 53,282,000 | 3,293,000 | 56, |
| Depreciation and amortization (E) (H) | 223,000 | 63,862,000 | 18,603,000 | 82, |
| Total expenses | 821,000 | 117,144,000 | 21,896,000 | 139, |
| Operating income | (38,000) | 46,453,000 | 25,930,000 | 72, |
| Other income | - | - | - | |
| Interest expense (I) | (136,000) | (41,636,000) | (17,843,000) | (59, |
| Realized loss on sale of treasury contacts | - | - | - | |
| Minority interests | - | - | - | |
| Net income (loss) | \$ (174,000) | 4,817,000 | 8,087,000 | 12, |
| Weighted average number of shares of common stock outstanding, basic and diluted (F) | 2,521,000 | | | 208, |
| Net income (loss) per share, basic and diluted (F) | (.07) | | | ==== |

See accompanying notes to pro forma consolidated statement of operations.

F-69

Inland Western Retail Real Estate Trust, Inc.
Notes to Pro Forma Consolidated Statement of Operations
For the year ended December 31, 2003
(unaudited)

- (A) The historical information represents the historical statement of operations of the Company for the period from March 5, 2003 (inception) to December 31, 2003 as filed with the Securities Exchange Commission on Form 10-K.
- (B) Total pro forma adjustments for acquisitions consummated as of December 17, 2004 are as though the properties were acquired January 1, 2003.

Edgar Filing: INLAND WESTERN RETAIL REAL ESTATE TRUST INC - Form POS AM

| | Gross Income & Direct Operating Expenses (1) | Pro Forma Adjustments | Total Pro Forma Adjustments |
|-------------------------------|---|--------------------------|-----------------------------------|
| Rental income | \$ 133,977,000 | (3,162,000) | 130,815,000 |
| Tenant recovery income | 32,782,000 | - | 32,782,000 |
| Total income | 166,759,000 | (3,162,000) | 163,597,000 |
| Advisor asset management fee | - | - | - |
| Property operating expenses | 46,020,000 | 7,262,000 | 53,282,000 |
| Depreciation and amortization | - | 63,862,000 | 63,862,000 |
| Interest expense | - | 41,636,000 | 41,636,000 |
| Total expenses | 46,020,000 | 112,760,000 | 158,780,000 |
| Net income (loss) | \$ 120,739,000 | (115,922,000) | 4,817,000 |

(1) Audited combined gross income and direct operating expenses as prepared in accordance with Rule 3-14 of Regulation S-X for the following properties:

Shops at Park Place, Darien Towne Center, Newnan Crossing Phase I and II, Pavilion at Kings Grant, Hickory Ridge, CorWest Plaza, Shoppes at Quarterfield, Larkspur Landing, North Ranch Pavilion, La Plaza Del Norte, MacArthur Crossing, Promenade at Red Cliff, Peoria Crossings, Dorman Center - Phase I, Heritage Towne Crossing, Paradise Valley Marketplace, Best on the Boulevard, Bluebonnet Parc, North Rivers Town Center, Arvada Connection and Arvada Marketplace, Eastwood Town Center, Watauga Pavilion, Northpointe Plaza, Plaza Santa Fe II, Pine Ridge Plaza, Huebner Oaks Center, John's Creek Village, Lakewood Towne Center, Northgate North, Davis Towne Crossing, Fullerton Metrocenter, The Shops at Boardwalk, Cranberry Square, Tollgate Marketplace, Gateway Village, Towson Circle, Gateway Plaza, Plaza at Marysville, Forks Town Center, Reisterstown Road Plaza, Manchester Meadows, Governor's Marketplace, Mitchell Ranch Plaza, The Columns, Saucon Valley Square, Lincoln Park, Boulevard at the Capital Centre, Denton Crossing, Azalea Square, Plaza at Riverlakes, Gurnee Town Centre, Mansfield Towne Crossing, Winchester Commons, Fox Creek Village, Oswego Commons, University Town Center, Edgemont Town Center, Placentia Town Center, Gateway Pavilions, Northwoods Center, Southlake Town Square, Evans Towne Centre and Irmo Station.

The following properties did not require audits in accordance with Rule 3-14 of Regulation S-X:

CVS Pharmacy (Eckerds) - Edmond, CVS Pharmacy (Eckerds) - Norman, Shaw's Supermarket - New Britain, Eckerds - Greer, Eckerds - Kill Devil Hills, Eckerds - Columbia, Eckerds - Crossville, Kohl's - Wilshire Plaza III, Wal-Mart Supercenter - Blytheville, Wrangler Company Western Headquarters, Academy Sports - Houma, Wal-Mart Supercenter - Jonesboro, Harris Teeter - Wilmington, GMAC Insurance, Academy Sports - Port Arthur, CVS - Sylacauga, Academy Sports - Midland, and Zurich Towers did not require 3-14 audits as these are single-tenant properties. Stony Creek Marketplace did not require a 3-14 audit as the property was complete in 2003 and there were no significant operations

Edgar Filing: INLAND WESTERN RETAIL REAL ESTATE TRUST INC - Form POS AM

F-70

Inland Western Retail Real Estate Trust, Inc.
Notes to Pro Forma Consolidated Statement of Operations
For the year ended December 31, 2003
(unaudited)

prior to our acquisition. Alison's Corner, Shoppes of Prominence Point, Low Country Village, Shoppes of Dallas, Village Shoppes at Simonton, Harvest Town Center, Bed Bath & Beyond Plaza, Lake Mary Pointe, Publix Center, Five Forks, and Gateway Station did not require 3-14 audits as the properties were completed in 2004 and there were no significant operations in 2003. Pacheco Pass and Quakertown did not require 3-14 audits as the properties were completed in 2004 and there were no significant operations prior to our funding of the notes receivables.

F-71

Inland Western Retail Real Estate Trust, Inc.
Notes to Pro Forma Consolidated Statement of Operations
For the year ended December 31, 2003
(unaudited)

(C) Total pro forma adjustments for acquisitions consummated as of December 17, 2004 are as though the properties were acquired January 1, 2003. No pro forma adjustments were made for the CVS Pharmacy - Edmond and the CVS Pharmacy - Norman as the properties were completed in 2003 and there were no significant operations prior to our acquisition. No pro forma adjustments were made for Eckerd - Greer, Eckerd - Kill Devil Hills, Eckerd - Columbia, Eckerd - Crossville, Shoppes of Prominence Point, Low Country Village, Shoppes of Dallas, Kohl's - Wilshire Plaza III, Dorman Center - Phase II, Academy Sports - Houma, Village Shoppes at Simonton, Bed, Bath & Beyond Plaza, The Columns - Phase II, Academy Sports - Port Arthur, CVS Pharmacy - Sylacauga, Academy Sports - Midland, Publix Center and Gateway Station as the properties were completed in 2004 and there were no significant operations in 2003. No pro forma adjustments were made related to the Pacheco Pass and Quakertown notes receivable as the properties were completed in 2004 and there were no significant operations prior to our funding of the notes receivable.

| | Gross Income & Direct Operating Expenses (1) | Pro Forma Adjustments | Total Pro Forma Adjustments |
|-------------------------------|---|--------------------------|-----------------------------------|
| Rental income | \$ 46,899,000 | (120,000) | 46,779,000 |
| Tenant recovery income | 1,047,000 | - | 1,047,000 |
| Total revenues | 47,946,000 | (120,000) | 47,826,000 |
| Advisor asset management fee | - | - | - |
| Property operating expenses | 1,135,000 | 2,158,000 | 3,293,000 |
| Depreciation and amortization | - | 18,603,000 | 18,603,000 |
| Interest expense | - | 17,843,000 | 17,843,000 |

Edgar Filing: INLAND WESTERN RETAIL REAL ESTATE TRUST INC - Form POS AM

| | | | |
|-------------------|---------------|--------------|------------|
| Total expenses | | 38,604,000 | 39,739,000 |
| | | ----- | ----- |
| Net income (loss) | \$ 46,811,000 | (38,724,000) | 8,087,000 |
| | | ===== | ===== |

- (1) Unaudited combined gross income and direct operating expenses based on information provided by the Seller for the following properties:

Stony Creek Marketplace, Shaw's Supermarket (New Britain), Alison's Corner, Harvest Towne Center, Lake Mary Pointe, Five Forks and Shops at Forest Commons.

Gross rental income based on information provided by tenant net leases for the following properties:

Wal-Mart Supercenter - Blytheville, Wrangler Company Western Headquarters, Wal-Mart Supercenter - Jonesboro, Harris Teeter - Wilmington, GMAC Insurance, Zurich Towers and the American Express portfolio.

F-72

Inland Western Retail Real Estate Trust, Inc.
Notes to Pro Forma Consolidated Statement of Operations
For the year ended December 31, 2003
(unaudited)

- (D) The advisor asset management fee is expected to be subordinated to the shareholders' receipt of a stated return thus no amount is reflected.
- (E) Buildings and improvements will be depreciated on a straight line basis based upon estimated useful lives of 30 years for building and improvements and 15 years for site improvements. That portion of the purchase price that is allocated to above or below lease intangibles will be amortized on a straight line basis over the life of the related leases as an adjustment to rental income. Other leasing costs, tenant improvements and in-place lease intangibles will be amortized on a straight line basis over the life of the related leases as a component of amortization expense.
- (F) The pro forma weighted average shares of common stock outstanding for the year ended December 31, 2003 was calculated using the additional shares sold to purchase each of the properties on a weighted average basis plus the 20,000 shares purchased by the Advisor in connection with our organization.
- (G) Management fees are calculated as 4.5% of gross revenues pursuant to the management agreement and are included in property operating expenses.
- (H) The value of the acquired leases will be amortized over the lease term.
- (I) The pro forma adjustments relating to interest expense were based on the following debt terms:

| Property | Principal Balance | Interest Rate | Maturity Date |
|-----------------------|-------------------|---------------|---------------|
| | ----- | ----- | ----- |
| Darien Towne Center | 16,500,000 | 4.650% | 06/10 |
| CVS Pharmacy - Edmond | 1,850,000 | 4.374% | 06/09 |

Edgar Filing: INLAND WESTERN RETAIL REAL ESTATE TRUST INC - Form POS AM

| | | | |
|--------------------------------------|------------|--------|-------|
| CVS Pharmacy - Norman | 2,900,000 | 4.374% | 06/09 |
| Newnan Crossing | 23,766,100 | 4.380% | 03/09 |
| Shops at Park Place | 13,127,000 | 4.710% | 11/08 |
| Pavilion at King's Grant | 5,342,000 | 4.390% | 05/09 |
| Shaw's Supermarket - New Britain | 6,450,000 | 4.680% | 11/28 |
| Stony Creek Marketplace | 14,162,000 | 4.770% | 01/11 |
| CorWest Plaza | 18,150,000 | 4.560% | 02/09 |
| Hickory Ridge | 23,650,000 | 4.531% | 02/09 |
| Larkspur Landing | 33,630,000 | 4.450% | 02/09 |
| North Ranch Pavilion | 10,157,000 | 4.120% | 04/09 |
| Shoppes at Quarterfield | 6,067,000 | 4.280% | 04/09 |
| La Plaza Del Norte | 32,528,000 | 4.610% | 03/10 |
| MacArthur Crossing | 12,700,000 | 4.290% | 05/09 |
| Promenade at Red Cliff | 10,590,000 | 4.290% | 05/09 |
| Dorman Center - Phase I and Phase II | 27,610,000 | 4.180% | 05/09 |
| Peoria Crossings | 20,497,000 | 4.090% | 04/09 |
| Heritage Towne Crossing | 8,950,000 | 4.374% | 06/09 |
| Paradise Valley Marketplace | 15,681,000 | 4.550% | 05/09 |
| Best on the Boulevard | 19,525,000 | 3.990% | 05/09 |

F-73

Inland Western Retail Real Estate Trust, Inc.
Notes to Pro Forma Consolidated Statement of Operations
For the year ended December 31, 2003
(unaudited)

| Property | Principal Balance | Interest Rate | Maturity Date |
|--|----------------------|------------------|------------------|
| Bluebonnet Parc | 12,100,000 | 4.372% | 05/09 |
| North Rivers Town Center | 11,050,000 | 4.760% | 05/09 |
| Alison's Corner | 3,850,000 | 4.272% | 06/10 |
| Arvada Marketplace and Arvada Connection | 28,510,000 | 4.130% | 07/09 |
| Eastwood Towne Center | 46,750,000 | 4.640% | 07/09 |
| Watauga Pavilion | 17,100,000 | 4.140% | 06/10 |
| Northpointe Plaza | 30,850,000 | 4.272% | 05/09 |
| Plaza Santa Fe II | 17,474,500 | 6.200% | 12/12 |
| Eckerds Drug Stores (4) | 6,800,000 | 5.275% | 08/09 |
| Pine Ridge Plaza | 14,700,000 | 5.085% | 08/09 |
| Huebner Oaks Center (Note A) | 31,723,000 | 4.200% | 07/10 |
| Huebner Oaks Center (Note B) | 16,277,000 | 3.960% | 07/10 |
| John's Creek Village | 23,300,000 | 5.100% | 08/09 |
| Lakewood Towne Center (Note A) | 44,000,000 | 2.680% | 06/09 |
| Lakewood Towne Center (Note B) | 7,260,000 | 3.830% | 07/05 |
| Shoppes of Prominence Point | 9,954,300 | 5.235% | 09/09 |
| Northgate North | 26,650,000 | 4.600% | 07/08 |
| Davis Towne Crossing | 5,365,200 | 5.185% | 09/09 |
| Fullerton Metrocenter | 28,050,000 | 5.090% | 08/09 |
| The Shops at Boardwalk | 20,150,000 | 4.130% | 08/09 |
| Shoppes of Dallas | 7,179,000 | 4.960% | 04/09 |
| Cranberry Square | 10,900,000 | 4.975% | 08/09 |
| Tollgate Marketplace | 39,765,000 | LIBOR +120 | 07/09 |
| Gateway Village (Note A) | 27,233,000 | LIBOR + 113 | 07/09 |
| Gateway Village (Note B) | 4,225,000 | LIBOR + 200 | 08/05 |
| Towson Circle (Note A) | 15,647,500 | 5.100% | 07/09 |
| Towson Circle (Note B) | 3,550,000 | LIBOR + 200 | 08/05 |

Edgar Filing: INLAND WESTERN RETAIL REAL ESTATE TRUST INC - Form POS AM

| | | | |
|---------------------------------------|------------|--------|-------|
| Wal-Mart Supercenter - Blytheville | 7,100,000 | 4.390% | 09/09 |
| Gateway Plaza | 18,163,000 | 5.100% | 09/09 |
| Wrangler Company Western Headquarters | 11,300,000 | 5.090% | 08/27 |
| Plaza at Marysville | 11,800,000 | 5.085% | 08/09 |
| Forks Town Center | 10,395,000 | 4.970% | 09/09 |
| Academy Sports - Houma | 2,920,000 | 5.120% | 09/09 |
| Wal-Mart Supercenter - Jonesboro | 6,088,500 | 5.085% | 09/09 |
| Reisterstown Road Plaza | 49,650,000 | 5.300% | 09/09 |
| Village Shoppes at Simonton | 7,562,000 | 4.960% | 10/09 |
| Manchester Meadows | 31,065,000 | 4.480% | 09/07 |
| Governor's Marketplace | 20,625,000 | 5.185% | 09/09 |
| Mitchell Ranch Plaza | 18,700,000 | 4.480% | 10/09 |
| Saucon Valley Square | 8,851,000 | 5.115% | 10/09 |
| Boulevard at Capital Centre | 71,500,000 | 5.120% | 10/09 |
| GMAC Insurance | 33,000,000 | 4.610% | 10/09 |
| Low Country Village | 5,370,000 | 4.960% | 10/09 |
| The Columns - Phase I | 11,423,000 | 4.910% | 11/09 |
| Lincoln Park | 26,153,000 | 4.610% | 11/09 |
| Harris Teeter - Wilmington | 3,960,000 | 4.915% | 11/09 |

F-74

Inland Western Retail Real Estate Trust, Inc.
Notes to Pro Forma Consolidated Statement of Operations
For the year ended December 31, 2003
(unaudited)

| Property | Principal Balance | Interest Rate | Maturity Date |
|------------------------------|----------------------|------------------|------------------|
| Kohl's - Wilshire Plaza III | 5,418,000 | 5.120% | 12/09 |
| Harvest Town Center | 5,005,000 | 4.935% | 01/10 |
| Bed Bath & Beyond Plaza | 11,193,000 | 5.170% | 12/09 |
| The Columns - Phase II | 3,442,000 | 4.950% | 05/09 |
| Denton Crossing | 35,200,000 | 4.300% | 01/10 |
| Azalea Square | 16,535,000 | 5.010% | 12/09 |
| Lake Mary Pointe | 3,658,000 | 5.170% | 12/09 |
| Academy Sports - Port Arthur | 2,775,000 | 5.120% | 11/09 |
| Academy Sports - Midland | 2,338,000 | 5.120% | 01/10 |
| Mansfield Towne Crossing | 10,982,000 | 5.215% | 12/09 |
| Winchester Commons | 7,235,000 | 5.120% | 12/09 |
| Oswego Commons | 19,262,000 | 4.750% | 12/09 |
| Zurich Towers | 81,420,000 | 4.247% | 12/34 |
| Shops at Forest Commons | 5,250,000 | 6.340% | 09/13 |
| American Express Portfolio | 230,100,000 | 4.268% | 12/09 |

F-75

INDEPENDENT AUDITORS' REPORT

The Board of Directors
Inland Western Retail Real Estate Trust, Inc.

We have audited the accompanying Historical Summary of Gross Income and Direct Operating Expenses ("Historical Summary") of Shops at Park Place ("the

Edgar Filing: INLAND WESTERN RETAIL REAL ESTATE TRUST INC - Form POS AM

Property") for the year ended December 31, 2002. This Historical Summary is the responsibility of the management of Inland Western Retail Real Estate Trust, Inc. Our responsibility is to express an opinion on the Historical Summary based on our audit.

We conducted our audit in accordance with auditing standards generally accepted in the United States of America. Those standards require that we plan and perform the audit to obtain reasonable assurance about whether the Historical Summary is free of material misstatement. An audit includes examining, on a test basis, evidence supporting the amounts and disclosures in the Historical Summary. An audit also includes assessing the accounting principles used and significant estimates made by management, as well as evaluating the overall presentation of the Historical Summary. We believe that our audit provides a reasonable basis for our opinion.

The accompanying Historical Summary was prepared for the purpose of complying with the rules and regulations of the Securities and Exchange Commission and for inclusion in the Post-Effective Amendment No. 1 to the Registration Statement on Form S-11 of Inland Western Retail Real Estate Trust, Inc., as described in note 2. It is not intended to be a complete presentation of the Property's revenues and expenses.

In our opinion, the Historical Summary referred to above presents fairly, in all material respects, the gross income and direct operating expenses described in note 2 of Shops at Park Place for the year ended December 31, 2002, in conformity with accounting principles generally accepted in the United States of America.

KPMG LLP

Chicago, Illinois
November 10, 2003

F-76

SHOPS AT PARK PLACE
Historical Summary of Gross Income and Direct Operating Expenses
For the year ended December 31, 2002 and the nine months ended September 30,
2003 (unaudited)

| | For the nine months ended September 30, 2003 (unaudited) | For the year ended December 31, 2002 |
|--|---|--|
| Gross income: | | |
| Base rental income | \$ 1,437,200 | 1,908,000 |
| Operating expense and real estate tax recoveries | 379,258 | 483,000 |
| | 1,816,458 | 2,391,000 |
| Total gross income | | |
| Direct operating expenses: | | |
| Operating expenses | 168,382 | 266,000 |
| Real estate taxes | 269,037 | 326,000 |

Edgar Filing: INLAND WESTERN RETAIL REAL ESTATE TRUST INC - Form POS AM

| | | |
|---|--------------|--------|
| Insurance | 27,897 | 33, |
| | | |
| Total direct operating expenses | 465,316 | 626, |
| | | |
| Excess of gross income over direct operating expenses | \$ 1,351,142 | 1,765, |
| | | |

See accompanying notes to historical summary of gross income and direct operating expense.

F-77

SHOPS AT PARK PLACE

Notes to Historical Summary of Gross Income and Direct Operating Expenses
For the year ended December 31, 2002 and the nine months ended September 30, 2003

(1) Business

Shops at Park Place (the "Property") is located in Plano, Texas. The Property consists of approximately 112,478 square feet of gross leasable retail area which was 100% occupied at December 31, 2002. Three retail tenants account for approximately 44% of the base retail rental revenue. On October 31, 2003, Inland Western Retail Real Estate Trust, Inc. (IWRRETI) acquired the Property.

(2) Basis of Presentation

The Historical Summary of Gross Income and Direct Operating Expenses ("Historical Summary") has been prepared for the purpose of complying with Rule 3-14 of the Securities and Exchange Commission Regulation S-X and for inclusion in the Post-Effective Amendment No. 1 of IWRRETI and is not intended to be a complete presentation of the Property's revenues and expenses. The Historical Summary has been prepared on the accrual basis of accounting and requires management of the Property to make estimates and assumptions that affect the reported amounts of the revenues and expenses during the reporting period. Actual results may differ from those estimates.

All adjustments necessary for a fair presentation have been made to the accompanying unaudited amounts for the nine months ended September 30, 2003.

(3) Gross Income

The Property leases retail space under various lease agreements with its tenants. All leases are accounted for as operating leases. The leases include provisions under which the Property is reimbursed for common area, real estate, and insurance costs. Revenue related to these reimbursed costs is recognized in the period the applicable costs are incurred and billed to tenants pursuant to the lease agreements. Certain leases contain renewal to options at various periods at various rental rates. Certain of the leases contain provisions for contingent rentals.

The Property has one ground lease which is classified as an operating lease with a term expiring in October 2015. Total ground lease income was \$88,297 and is included in base rental income in the accompanying Historical Summary for the year ended December 31, 2002.

Although certain leases may provide for tenant occupancy during periods for which no rent is due and/or increases exists in minimum lease payments over the

Edgar Filing: INLAND WESTERN RETAIL REAL ESTATE TRUST INC - Form POS AM

term of the lease, rental income accrues for the full period of occupancy on a straight-line basis. Related adjustments increased base rental income by \$14,536 for the year ended December 31, 2002.

F-78

SHOPS AT PARK PLACE

Notes to Historical Summary of Gross Income and Direct Operating Expenses
For the year ended December 31, 2002 and the nine months ended September 30,
2003 (continued)

Minimum rents to be received from tenants under operating leases, which terms range from five to sixty years, in effect at December 31, 2002, are as follows:

| YEAR | TOTAL |
|------------|---------------|
| 2003 | \$ 1,913,069 |
| 2004 | 1,913,416 |
| 2005 | 1,916,724 |
| 2006 | 1,861,396 |
| 2007 | 1,500,007 |
| Thereafter | 23,437,097 |
| Total | \$ 32,541,709 |

(4) Direct Operating Expenses

Direct operating expenses include only those costs expected to be comparable to the proposed future operations of the Property. Repairs and maintenance expenses are charged to operations as incurred. Costs such as depreciation, amortization, management fees, interest expense related to mortgage debt not assumed, and professional fees are excluded from the Historical Summary.

F-79

INDEPENDENT AUDITORS' REPORT

The Board of Directors
Inland Western Retail Real Estate Trust, Inc.

We have audited the accompanying Historical Summary of Gross Income and Direct Operating Expenses ("Historical Summary") of Darien Towne Center ("the Property") for the year ended December 31, 2002. This Historical Summary is the responsibility of management. Our responsibility is to express an opinion on the Historical Summary based on our audit.

We conducted our audit in accordance with auditing standards generally accepted in the United States of America. Those standards require that we plan and perform the audit to obtain reasonable assurance about whether the Historical Summary is free of material misstatement. An audit includes examining, on a test basis, evidence supporting the amounts and disclosures in the Historical Summary. An audit also includes assessing the accounting principles used and significant estimates made by management, as well as evaluating the overall presentation of the Historical Summary. We believe that our audit provides a

Edgar Filing: INLAND WESTERN RETAIL REAL ESTATE TRUST INC - Form POS AM

reasonable basis for our opinion.

The accompanying Historical Summary was prepared for the purpose of complying with the rules and regulations of the Securities and Exchange Commission and for inclusion in Form 8-K/A of Inland Western Retail Real Estate Trust, Inc., as described in note 2. It is not intended to be a complete presentation of the Property's revenues and expenses.

In our opinion, the Historical Summary referred to above presents fairly, in all material respects, the gross income and direct operating expenses described in note 2 of Darien Towne Center for the year ended December 31, 2002, in conformity with accounting principles generally accepted in the United States of America.

KPMG LLP

Los Angeles, California
December 4, 2003

F-80

DARIEN TOWNE CENTER
Historical Summary of Gross Income and Direct Operating Expenses
For the year ended December 31, 2002
(in thousands)

| | For the year ended December 31, 2002 ----- |
|---|---|
| Gross income: | |
| rental income | \$ 2,051 |
| Tenant reimbursements | 449 |
| | ----- |
| Total gross income | 2,500 |
| | ----- |
| Direct operating expenses: | |
| Utilities, maintenance, and repairs | 201 |
| Real estate taxes | 344 |
| Insurance | 35 |
| | ----- |
| Total direct operating expenses | 580 |
| | ----- |
| Excess of gross income over direct operating expenses | \$ 1,920 |
| | ===== |

See accompanying notes to historical summary of gross income and direct operating expense.

F-81

Edgar Filing: INLAND WESTERN RETAIL REAL ESTATE TRUST INC - Form POS AM

DARIEN TOWNE CENTER

Notes to Historical Summary of Gross Income and Direct Operating Expenses
For the year ended December 31, 2002

(1) Business

Darien Towne Center (the Property) is a shopping center located in Darien, Illinois. The Property consists of 217,505 square feet of gross leasable area and was 95% occupied at December 31, 2002. Approximately 77% of the property's leasable area is leased to three tenants, Home Depot, Circuit City, and PetSmart. Inland Western Retail Real Estate Trust, Inc. (IWRRETI) has signed a purchase and sale agreement for the purchase of the Property from an unaffiliated third-party seller.

(2) Basis of Presentation

The Historical Summary of Gross Income and Direct Operating Expenses ("Historical Summary") has been prepared for the purpose of complying with Rule 3-14 of the Securities and Exchange Commission Regulation S-X and for inclusion in Form 8-K/A of IWRRETI and is not intended to be a complete presentation of the Property's revenues and expenses. The Historical Summary has been prepared on the accrual basis of accounting and requires management of the Property to make estimates and assumptions that affect the reported amounts of the revenues and expenses during the reporting period. Actual results may differ from those estimates.

(3) Gross Income

The Property leases retail space under various lease agreements with its tenants. All leases are accounted for as operating leases. The leases include provisions under which the Property is reimbursed for common area, real estate, and insurance costs. Certain leases contain renewal to options at various periods at various rental rates.

Rental income is recognized using the accrual method based on contractual amounts provided for in the lease agreements. Rental revenue is recognized on a straight-line basis over the term of the respective leases.

The following is a schedule of minimum future rental to be received on noncancelable operating leases as of December 31, 2002 (in thousands):

| YEAR | TOTAL |
|------------|-----------|
| ----- | |
| 2003 | \$ 2,089 |
| 2004 | 1,938 |
| 2005 | 1,452 |
| 2006 | 1,440 |
| 2007 | 1,390 |
| Thereafter | 9,148 |
| ----- | |
| Total | \$ 17,457 |
| ===== | |

Edgar Filing: INLAND WESTERN RETAIL REAL ESTATE TRUST INC - Form POS AM

DARIEN TOWNE CENTER

Notes to Historical Summary of Gross Income and Direct Operating Expenses
For the year ended December 31, 2002 (continued)

(4) Direct Operating Expenses

Direct operating expenses include only those costs expected to be comparable to the proposed future operations of the Property. Repairs and maintenance expenses are charged to operations as incurred. Costs such as depreciation, amortization, management fees, interest expense related to mortgage debt not assumed, and professional fees are excluded from the Historical Summary.

F-83

(This page intentionally left blank)

F-84

(This page intentionally left blank)

F-85

INDEPENDENT AUDITORS' REPORT

The Board of Directors
Inland Western Retail Real Estate Trust, Inc.

We have audited the accompanying Combined Historical Summary of Gross Income and Direct Operating Expenses ("Combined Historical Summary") of the Properties Acquired from Thomas Enterprises ("the Properties") for the year ended December 31, 2003. This Combined Historical Summary is the responsibility of management of Inland Western Retail Real Estate Trust, Inc. Our responsibility is to express an opinion on the Combined Historical Summary based on our audit.

We conducted our audit in accordance with auditing standards generally accepted in the United States of America. Those standards require that we plan and perform the audit to obtain reasonable assurance about whether the Combined Historical Summary is free of material misstatement. An audit includes examining, on a test basis, evidence supporting the amounts and disclosures in the Combined Historical Summary. An audit also includes assessing the accounting principles used and significant estimates made by management, as well as evaluating the overall presentation of the Combined Historical Summary. We believe that our audit provides a reasonable basis for our opinion.

The accompanying Combined Historical Summary was prepared for the purpose of complying with the rules and regulations of the Securities and Exchange Commission and for inclusion in Form 8-K/A of Inland Western Retail Real Estate Trust, Inc., as described in note 2. It is not intended to be a complete presentation of the Properties' revenues and expenses.

In our opinion, the Combined Historical Summary referred to above presents fairly, in all material respects, the gross income and direct operating expenses described in note 2 of the Properties Acquired from Thomas Enterprises for the year ended December 31, 2003, in conformity with accounting principles generally accepted in the United States of America.

Edgar Filing: INLAND WESTERN RETAIL REAL ESTATE TRUST INC - Form POS AM

KPMG LLP

Chicago, Illinois
February 24, 2004

F-86

THE PROPERTIES ACQUIRED FROM THOMAS ENTERPRISES
Combined Historical Summary of Gross Income and Direct Operating Expenses
For the year ended December 31, 2003

| | For the year ended December 31, 2003 |
|---|--|
| | ----- |
| Gross income: | |
| Base rental income | \$ 2,968,855 |
| Operating expense and real estate tax recoveries | 529,344 |
| | ----- |
| Total gross income | 3,498,199 |
| | ----- |
| Direct operating expenses: | |
| Operating expenses | 372,962 |
| Real estate taxes | 217,447 |
| Insurance | 35,600 |
| | ----- |
| Total direct operating expenses | 626,009 |
| | ----- |
| Excess of gross income over direct operating expenses | \$ 2,872,190 |
| | ===== |

See accompanying notes to historical summary of gross income and direct operating expense.

F-87

PROPERTIES ACQUIRED FROM THOMAS ENTERPRISES
Notes to Combined Historical Summary of Gross Income and Direct Operating
Expenses
For the year ended December 31, 2003

(1) Business

The Properties Acquired from Thomas Enterprises ("the Properties") consists of the following:

Gross
Leasable

Occupancy at
December 31,

Edgar Filing: INLAND WESTERN RETAIL REAL ESTATE TRUST INC - Form POS AM

| Name | Area (unaudited) | Location | 2003 (unaudited) |
|--------------------------|---------------------|-------------------------|---------------------|
| Pavilion at King's Grant | 79,909 | Concord, North Carolina | 100% |
| Newnan Crossing I and II | 288,284 | Newnan, Georgia | 100% |

Two tenants account for 41% of the Properties' base rental income.

Inland Western Retail Real Estate Trust, Inc. ("IWRRETI") acquired the Pavilion at King's Grant on December 30, 2003, Newnan Crossing on December 23, 2003 and Newnan Crossing Phase II on February 13, 2004, from Thomas Enterprises, an unaffiliated party. The Historical Summary represents the combination of the Properties described above since the Properties are all owned by Thomas Enterprises.

A portion of Pavilion at King's Grant and Newnan Crossing (representing approximately 71,000 square feet and 275,800 square feet, respectively,) of the Properties' gross leasable area was completed as of December 31, 2002. The remaining portion of the Properties' gross leasable area (representing the remaining approximately 8,000 square feet and 12,400 square feet, respectively,) was under construction and completed during 2003.

(2) Basis of Presentation

The Historical Summary of Gross Income and Direct Operating Expenses ("Historical Summary") has been prepared for the purpose of complying with Rule 3-14 of the Securities and Exchange Commission Regulation S-X and for inclusion in Form 8-K/A of IWRRETI and is not intended to be a complete presentation of the Properties' revenues and expenses. The Historical Summary has been prepared on the accrual basis of accounting and requires management of the Properties to make estimates and assumptions that affect the reported amounts of the revenues and expenses during the reporting period. Actual results may differ from those estimates.

(3) Gross Income

The Properties lease retail space under various lease agreements with its tenants. All leases are accounted for as operating leases. The leases include provisions under which the Properties are reimbursed for common area, real estate, and insurance costs. Revenue related to these reimbursed costs is recognized in the period the applicable costs are incurred and billed to tenants pursuant to the lease agreements. Certain leases contain renewal options at various periods at various rental rates. Recognition of contingent rental income is deferred until the target that triggers the contingent rental income is achieved. No contingent rent was earned during the year ended December 31, 2003.

The Properties have five ground leases which are classified as operating leases with terms ranging through February 2014. Total ground lease income was \$363,323 and is included in base rental income in the accompanying Historical Summary for the year ended December 31, 2003.

F-88

PROPERTIES ACQUIRED FROM THOMAS ENTERPRISES
 Notes to Combined Historical Summary of Gross Income and Direct Operating
 Expenses
 For the year ended December 31, 2003
 (continued)

Edgar Filing: INLAND WESTERN RETAIL REAL ESTATE TRUST INC - Form POS AM

Although certain leases may provide for tenant occupancy during periods for which no rent is due and/or increases exists in minimum lease payments over the term of the lease, rental income accrues for the full period of occupancy on a straight-line basis. Related adjustments increased base rental income by \$294,000 for the year ended December 31, 2003.

Minimum rents to be received from tenants under operating leases, which terms range from five to twenty years in effect at December 31, 2003, are as follows:

| YEAR | TOTAL |
|------------|---------------|
| ----- | |
| 2004 | \$ 3,537,586 |
| 2005 | 3,396,343 |
| 2006 | 3,351,239 |
| 2007 | 3,155,649 |
| 2008 | 3,124,333 |
| Thereafter | 22,863,275 |
| ----- | |
| Total | \$ 39,428,425 |
| ===== | |

(4) Direct Operating Expenses

Direct operating expenses include only those costs expected to be comparable to the proposed future operations of the Property. Repairs and maintenance expenses are charged to operations as incurred. Costs such as depreciation, amortization, management fees, interest expense related to mortgage debt not assumed, and professional fees are excluded from the Historical Summary.

F-89

STONY CREEK MARKETPLACE
Historical Summary of Gross Income and Direct Operating Expenses
For the year ended December 31, 2003 (unaudited)

| | For the year ended December 31, 2003 (unaudited) |
|--|---|
| ----- | |
| Gross income: | |
| Base rental income | \$ 393,702 |
| Operating expense and real estate tax recoveries | 130,140 |
| ----- | |
| Total gross income | 523,842 |
| ----- | |
| Direct operating expenses: | |
| Property operating expenses | 98,974 |
| ----- | |

Edgar Filing: INLAND WESTERN RETAIL REAL ESTATE TRUST INC - Form POS AM

| | |
|---|------------|
| Total direct operating expenses | 98,974 |
| | ----- |
| Excess of gross income over direct operating expenses | \$ 424,868 |
| | ===== |

See accompanying notes to historical summary of gross income and direct operating expense.

F-90

STONY CREEK MARKETPLACE
Notes to Historical Summary of Gross Income and Direct Operating Expenses
For the year ended December 31, 2003 (unaudited)

1. Basis of Presentation

The Historical Summary of Gross Income and Direct Operating Expenses for the year ended December 31, 2003 has been prepared from the operating statements provided by the owners of the property during that period and requires management of Stony Creek Marketplace to make estimates and assumptions that affect the amounts of the revenues and expense during that period. Actual results may differ from those estimates.

All adjustments necessary for a fair presentation have been made to the accompanying unaudited amounts for the year ended December 31, 2003.

F-91

INDEPENDENT AUDITORS' REPORT

The Board of Directors
Inland Western Retail Real Estate Trust, Inc.

We have audited the accompanying Historical Summary of Gross Income and Direct Operating Expenses ("Historical Summary") of Hickory Ridge ("the Property") for the year ended December 31, 2003. This Historical Summary is the responsibility of management of Inland Western Retail Real Estate Trust, Inc. Our responsibility is to express an opinion on the Historical Summary based on our audit.

We conducted our audit in accordance with auditing standards generally accepted in the United States of America. Those standards require that we plan and perform the audit to obtain reasonable assurance about whether the Historical Summary is free of material misstatement. An audit includes examining, on a test basis, evidence supporting the amounts and disclosures in the Historical Summary. An audit also includes assessing the accounting principles used and significant estimates made by management, as well as evaluating the overall presentation of the Historical Summary. We believe that our audit provides a reasonable basis for our opinion.

The accompanying Historical Summary was prepared for the purpose of complying with the rules and regulations of the Securities and Exchange Commission and for inclusion in Post-Effective Amendment No. 3 to the Registration Statement on Form S-11 of Inland Western Retail Real Estate Trust, Inc., as described in note 2. It is not intended to be a complete presentation of the Property's revenues and expenses.

In our opinion, the Historical Summary referred to above presents fairly, in all

Edgar Filing: INLAND WESTERN RETAIL REAL ESTATE TRUST INC - Form POS AM

material respects, the gross income and direct operating expenses described in note 2 of Hickory Ridge for the year ended December 31, 2003, in conformity with accounting principles generally accepted in the United States of America.

KPMG LLP

Chicago, Illinois
March 2, 2004

F-92

HICKORY RIDGE
Historical Summary of Gross Income and Direct Operating Expenses
For the year ended December 31, 2003

| | For the year ended December 31, 2003 |
|---|--|
| | ----- |
| Gross income: | |
| Base rental income | \$ 3,633,058 |
| Operating expense and real estate tax recoveries | 447,314 |
| | ----- |
| Total gross income | 4,080,372 |
| | ----- |
| Direct operating expenses: | |
| Operating expenses | 156,997 |
| Real estate taxes | 244,786 |
| Insurance | 59,317 |
| | ----- |
| Total direct operating expenses | 461,100 |
| | ----- |
| Excess of gross income over direct operating expenses | \$ 3,619,272 |
| | ===== |

See accompanying notes to historical summary of gross income and direct operating expense.

F-93

HICKORY RIDGE
Notes to Historical Summary of Gross Income and Direct Operating Expenses
For the year ended December 31, 2003

(1) Business

Hickory Ridge (the Property) is located in Hickory, North Carolina. The Property consists of 375,587 square feet of gross leasable area and was 100% occupied at December 31, 2003. The Property is leased to twenty-one tenants of which four tenants account for approximately 51% of base rental revenue for the year ended

Edgar Filing: INLAND WESTERN RETAIL REAL ESTATE TRUST INC - Form POS AM

December 31, 2003. On January 9, 2004, Inland Western Retail Real Estate Trust, Inc. ("IWRRETI") acquired the Property from an unaffiliated third party.

(2) Basis of Presentation

The Historical Summary of Gross Income and Direct Operating Expenses ("Historical Summary") has been prepared for the purpose of complying with Rule 3-14 of the Securities and Exchange Commission Regulation S-X and for inclusion in Post-Effective Amendment No. 3 to the Registration Statement on Form S-11 of IWRRETI and is not intended to be a complete presentation of the Property's revenues and expenses. The Historical Summary has been prepared on the accrual basis of accounting and requires management of the Property to make estimates and assumptions that affect the reported amounts of the revenues and expenses during the reporting period. Actual results may differ from those estimates.

(3) Gross Income

The Property leases retail space under various lease agreements with its tenants. All leases are accounted for as operating leases. The leases include provisions under which the Property is reimbursed for common area, real estate, and insurance costs. Revenue related to these reimbursed costs is recognized in the period the applicable costs are incurred and billed to tenants pursuant to the lease agreements. Certain leases contain renewal to options at various periods at various rental rates. Certain of the leases contain provision for contingent rentals. Recognition of contingent rental income is deferred until the target that triggers the contingent rental income is achieved. Contingent rent of \$25,762 was earned during the year ended December 31, 2003.

In addition, rental income includes \$95,959 of rent from one tenant that pays monthly rent based upon a percentage of monthly sales in lieu of minimum rents provided in the lease. The minimum rents schedule below excludes such tenant.

The Property has two ground leases that are classified as operating leases with terms extending through January 2013 and January 2021, respectively. Total ground lease income was \$311,590 and is included in base rental income in the accompanying Historical Summary for the year ended December 31, 2003.

Although certain leases may provide for tenant occupancy during periods for which no rent is due and/or increases exist in minimum lease payments over the term of the lease, rental income accrues for the full period of occupancy on a straight-line basis. Related adjustments increase base rental income by \$132,919 for the year ended December 31, 2003.

F-94

HICKORY RIDGE

Notes to Historical Summary of Gross Income and Direct Operating Expenses
For the year ended December 31, 2003
(continued)

Minimum rents to be received from tenants under operating leases, which terms range from one to seventeen years, in effect at December 31, 2003, are as follows:

| YEAR | TOTAL |
|------|--------------|
| 2004 | \$ 3,393,768 |
| 2005 | 3,053,077 |

Edgar Filing: INLAND WESTERN RETAIL REAL ESTATE TRUST INC - Form POS AM

| | |
|------------|---------------|
| 2006 | 3,065,441 |
| 2007 | 3,016,833 |
| 2008 | 3,019,568 |
| Thereafter | 18,476,329 |
| | ----- |
| Total | \$ 34,025,016 |
| | ===== |

(4) Direct Operating Expenses

Direct operating expenses include only those costs expected to be comparable to the proposed future operations of the Property. Repairs and maintenance expenses are charged to operations as incurred. Costs such as depreciation, amortization, management fees, interest expense related to mortgage debt not assumed, and professional fees are excluded from the Historical Summary.

F-95

INDEPENDENT AUDITORS' REPORT

The Board of Directors
Inland Western Retail Real Estate Trust, Inc.

We have audited the accompanying Historical Summary of Gross Income and Direct Operating Expenses ("Historical Summary") of CorWest Plaza ("the Property") for the period from May 29, 2003 through December 31, 2003. This Historical Summary is the responsibility of management of Inland Western Retail Real Estate Trust, Inc. Our responsibility is to express an opinion on the Historical Summary based on our audit.

We conducted our audit in accordance with auditing standards generally accepted in the United States of America. Those standards require that we plan and perform the audit to obtain reasonable assurance about whether the Historical Summary is free of material misstatement. An audit includes examining, on a test basis, evidence supporting the amounts and disclosures in the Historical Summary. An audit also includes assessing the accounting principles used and significant estimates made by management, as well as evaluating the overall presentation of the Historical Summary. We believe that our audit provides a reasonable basis for our opinion.

The accompanying Historical Summary was prepared for the purpose of complying with the rules and regulations of the Securities and Exchange Commission and for inclusion in Post-Effective Amendment No. 3 to the Registration Statement on Form S-11 of Inland Western Retail Real Estate Trust, Inc., as described in note 2. It is not intended to be a complete presentation of the Property's revenues and expenses.

In our opinion, the Historical Summary referred to above presents fairly, in all material respects, the gross income and direct operating expenses described in note 2 of CorWest Plaza for the period from May 29, 2003 through December 31, 2003, in conformity with accounting principles generally accepted in the United States of America.

KPMG LLP

Chicago, Illinois
March 3, 2004

F-96

CORWEST PLAZA
 Historical Summary of Gross Income and Direct Operating Expenses
 For the period from May 29, 2003 through December 31, 2003

| | For the period from May 29, 2003 through December 31, 2003 ----- |
|---|--|
| Gross income: | |
| Base rental income | \$ 1,425,025 |
| Operating expense and real estate tax recoveries | 424,278 ----- |
| Total gross income | 1,849,303 ----- |
| Direct operating expenses: | |
| Operating expenses | 54,893 |
| Real estate taxes | 347,412 |
| Insurance | 16,407 ----- |
| Total direct operating expenses | 418,712 ----- |
| Excess of gross income over direct operating expenses | \$ 1,430,591 ===== |

See accompanying notes to historical summary of gross income and direct operating expense.

F-97

CORWEST PLAZA
 Notes to Historical Summary of Gross Income and Direct Operating Expenses
 For the period from May 29, 2003 through December 31, 2003

(1) Business

CorWest Plaza (the Property) is located in New Britain, Connecticut. The Property consists of approximately 115,011 square feet of gross leasable area and was 100% occupied at December 31, 2003. The Property is leased to ten tenants of which four tenants account for approximately 90% of base rental revenue for the period from May 29, 2003 through December 31, 2003. On January 6, 2004, Inland Western Retail Real Estate Trust, Inc. ("IWRRETI") acquired the Property from an unaffiliated third party.

(2) Basis of Presentation

The Historical Summary of Gross Income and Direct Operating Expenses ("Historical Summary") has been prepared for the purpose of complying with Rule 3-14 of the Securities and Exchange Commission Regulation S-X and for inclusion

Edgar Filing: INLAND WESTERN RETAIL REAL ESTATE TRUST INC - Form POS AM

in Post-Effective Amendment No. 3 to the Registration Statement on Form S-11 of IWRRETI and is not intended to be a complete presentation of the Property's revenues and expenses. The Historical Summary has been prepared on the accrual basis of accounting and requires management of the Property to make estimates and assumptions that affect the reported amounts of the revenues and expenses during the reporting period. Actual results may differ from those estimates. As the Property was acquired by the seller on May 29, 2003, financial statements were not available prior to such date. As such, the Historical Summary includes only operations for the period from May 29, 2003 through December 31, 2003.

(3) Gross Income

The Property leases retail space under various lease agreements with its tenants. All leases are accounted for as operating leases. The leases include provisions under which the Property is reimbursed for common area, real estate, and insurance costs. Revenue related to these reimbursed costs is recognized in the period the applicable costs are incurred and billed to tenants pursuant to the lease agreements. Certain leases contain renewal to options at various periods at various rental rates. Certain of the leases contain provision for contingent rentals. Recognition of contingent rental income is deferred until the target that triggers the contingent rental income is achieved. No contingent rent was earned from the period from May 29, 2003 through December 31, 2003.

The Property has 3 ground leases that are classified as operating leases with terms extending through May 2028. Total ground lease income was \$1,225,693 and is included in base rental income in the accompanying Historical Summary for the period from May 29, 2003 through December 31, 2003.

Although certain leases may provide for tenant occupancy during periods for which no rent is due and/or increases exists in minimum lease payments over the term of the lease, rental income accrues for the full period of occupancy on a straight-line basis. Related adjustments increased base rental income by \$44,806 for the period from May 29, 2003 through December 31, 2003.

F-98

CORWEST PLAZA

Notes to Historical Summary of Gross Income and Direct Operating Expenses
For the period from May 29, 2003 through December 31, 2003
(continued)

Minimum rents to be received from tenants under operating leases, which terms range from 48 months to 25 years, in effect at December 31, 2003, are as follows:

| YEAR | TOTAL |
|------------|---------------|
| ----- | |
| 2004 | \$ 2,612,698 |
| 2005 | 2,594,038 |
| 2006 | 2,464,015 |
| 2007 | 2,416,598 |
| 2008 | 2,433,616 |
| Thereafter | 40,960,776 |
| ----- | |
| Total | \$ 53,481,742 |
| ===== | |

(4) Direct Operating Expenses

Direct operating expenses include only those costs expected to be comparable to the proposed future operations of the Property. Repairs and maintenance expenses are charged to operations as incurred. Costs such as depreciation, amortization, management fees, interest expense related to mortgage debt not assumed, and professional fees are excluded from the Historical Summary.

F-99

INDEPENDENT AUDITORS' REPORT

The Board of Directors
Inland Western Retail Real Estate Trust, Inc.

We have audited the accompanying Historical Summary of Gross Income and Direct Operating Expenses ("Historical Summary") of Metro Square Center (SuperValue) ("the Property") for the year ended December 31, 2003. This Historical Summary is the responsibility of management of Inland Western Retail Real Estate Trust, Inc. Our responsibility is to express an opinion on the Historical Summary based on our audit.

We conducted our audit in accordance with auditing standards generally accepted in the United States of America. Those standards require that we plan and perform the audit to obtain reasonable assurance about whether the Historical Summary is free of material misstatement. An audit includes examining, on a test basis, evidence supporting the amounts and disclosures in the Historical Summary. An audit also includes assessing the accounting principles used and significant estimates made by management, as well as evaluating the overall presentation of the Historical Summary. We believe that our audit provides a reasonable basis for our opinion.

The accompanying Historical Summary was prepared for the purpose of complying with the rules and regulations of the Securities and Exchange Commission and for inclusion in Post-Effective Amendment No. 3 to the Registration Statement on Form S-11 of Inland Western Retail Real Estate Trust, Inc., as described in note 2. It is not intended to be a complete presentation of the Property's revenues and expenses.

In our opinion, the Historical Summary referred to above presents fairly, in all material respects, the gross income and direct operating expenses described in note 2 of Metro Square Center (SuperValue) for the year ended December 31, 2003, in conformity with accounting principles generally accepted in the United States of America.

KPMG LLP

Chicago, Illinois
March 3, 2004

F-100

METRO SQUARE CENTER (SUPERVALUE)
Historical Summary of Gross Income and Direct Operating Expenses
For the year ended December 31, 2003

Edgar Filing: INLAND WESTERN RETAIL REAL ESTATE TRUST INC - Form POS AM

| | For the year ended December 31, 2003 |
|---|--|
| Gross income: | |
| Base rental income | \$ 949,5 |
| Operating expense and real estate tax recoveries | 125,7 |
| | ----- |
| Total gross income | 1,075,3 |
| | ----- |
| Direct operating expenses: | |
| Operating expenses | 59,4 |
| Real estate taxes | 47,0 |
| Insurance | 18,8 |
| | ----- |
| Total direct operating expenses | 125,2 |
| | ----- |
| Excess of gross income over direct operating expenses | \$ 950,0 |
| | ===== |

See accompanying notes to historical summary of gross income and direct operating expense.

F-101

METRO SQUARE CENTER (SUPERVALUE)
Notes to Historical Summary of Gross Income and Direct Operating Expenses
For the year ended December 31, 2003

(1) Business

Metro Square Center (SuperValue) (the Property) is located in Severn, Maryland. The Property consists of approximately 62,000 square feet of gross leasable area and was 100% occupied at December 31, 2003. The Property is leased to three tenants of which one tenant accounts for approximately 91% of base rental revenue for the year ended December 31, 2003. On January 22, 2004, Inland Western Retail Real Estate Trust, Inc. ("IWRRETI") acquired the Property from an unaffiliated third party.

(2) Basis of Presentation

The Historical Summary of Gross Income and Direct Operating Expenses ("Historical Summary") has been prepared for the purpose of complying with Rule 3-14 of the Securities and Exchange Commission Regulation S-X and for inclusion in Post-Effective Amendment No. 3 to the Registration Statement on Form S-11 of IWRRETI and is not intended to be a complete presentation of the Property's revenues and expenses. The Historical Summary has been prepared on the accrual basis of accounting and requires management of the Property to make estimates and assumptions that affect the reported amounts of the revenues and expenses during the reporting period. Actual results may differ from those estimates.

(3) Gross Income

The Property leases retail space under various lease agreements with its tenants. All leases are accounted for as operating leases. The leases include

Edgar Filing: INLAND WESTERN RETAIL REAL ESTATE TRUST INC - Form POS AM

provisions under which the Property is reimbursed for common area, real estate, and insurance costs. Revenue related to these reimbursed costs is recognized in the period the applicable costs are incurred and billed to tenants pursuant to the lease agreements. Certain leases contain renewal to options at various periods at various rental rates. Certain of the leases contain provisions for contingent rentals. Recognition of contingent rental income is deferred until the target that triggers the contingent rental income is achieved. No contingent rent was earned during the year ended December 31, 2003.

Although certain leases may provide for tenant occupancy during periods for which no rent is due and/or increases exists in minimum lease payments over the term of the lease, rental income accrues for the full period of occupancy on a straight-line basis. Related adjustments increased base rental income by \$54,197 for the year ended December 31, 2003.

F-102

METRO SQUARE CENTER (SUPERVALUE)
 Notes to Historical Summary of Gross Income and Direct Operating Expenses
 For the year ended December 31, 2003
 (continued)

Minimum rents to be received from tenants under operating leases, which terms range from five to 20 years, in effect at December 31, 2003, are as follows:

| YEAR | TOTAL |
|------------|---------------|
| 2004 | \$ 897,786 |
| 2005 | 922,082 |
| 2006 | 902,574 |
| 2007 | 904,327 |
| 2008 | 844,146 |
| Thereafter | 10,010,898 |
| Total | \$ 14,481,813 |

(4) Direct Operating Expenses

Direct operating expenses include only those costs expected to be comparable to the proposed future operations of the Property. Repairs and maintenance expenses are charged to operations as incurred. Costs such as depreciation, amortization, management fees, interest expense related to mortgage debt not assumed, and professional fees are excluded from the Historical Summary.

F-103

INDEPENDENT AUDITORS' REPORT

The Board of Directors
 Inland Western Retail Real Estate Trust, Inc.

We have audited the accompanying Historical Summary of Gross Income and Direct Operating Expenses ("Historical Summary") of Larkspur Landing, ("the Property") for the year ended December 31, 2003. This Historical Summary is the

Edgar Filing: INLAND WESTERN RETAIL REAL ESTATE TRUST INC - Form POS AM

responsibility of management of Inland Western Retail Real Estate Trust, Inc. Our responsibility is to express an opinion on the Historical Summary based on our audit.

We conducted our audit in accordance with auditing standards generally accepted in the United States of America. Those standards require that we plan and perform the audit to obtain reasonable assurance about whether the Historical Summary is free of material misstatement. An audit includes examining, on a test basis, evidence supporting the amounts and disclosures in the Historical Summary. An audit also includes assessing the accounting principles used and significant estimates made by management, as well as evaluating the overall presentation of the Historical Summary. We believe that our audit provides a reasonable basis for our opinion.

The accompanying Historical Summary was prepared for the purpose of complying with the rules and regulations of the Securities and Exchange Commission and for inclusion in Post-Effective Amendment No. 3 to the Registration Statement on Form S-11 of Inland Western Retail Real Estate Trust, Inc., as described in note 2. It is not intended to be a complete presentation of the Property's revenues and expenses.

In our opinion, the Historical Summary referred to above presents fairly, in all material respects, the gross income and direct operating expenses described in note 2 of Larkspur Landing, for the year ended December 31, 2003, in conformity with accounting principles generally accepted in the United States of America.

KPMG LLP

Chicago, Illinois
February 26, 2004

F-104

LARKSPUR LANDING Historical Summary of Gross Income and Direct Operating Expenses For the year ended December 31, 2003

| | For the year ended December 31, 2003 |
|--|--|
| Gross income: | |
| Base rental income | \$ 4,735,363 |
| Operating expense and real estate tax recoveries | 1,055,794 |
| | ----- |
| Total gross income | 5,791,157 |
| | ----- |
| Direct operating expenses: | |
| Operating expenses | 707,903 |
| Real estate taxes | 336,380 |
| Insurance | 236,462 |
| | ----- |
| Total direct operating expenses | 1,280,745 |
| | ----- |

Edgar Filing: INLAND WESTERN RETAIL REAL ESTATE TRUST INC - Form POS AM

Excess of gross income over direct operating expenses \$ 4,510,412
=====

See accompanying notes to historical summary of gross income and direct operating expense.

F-105

LARKSPUR LANDING

Notes to Historical Summary of Gross Income and Direct Operating Expenses
For the year ended December 31, 2003

(1) Business

Larkspur Landing, (the Property) is located in Larkspur, California. The Property consists of approximately 173,800 square feet of gross leasable area and was approximately 91% occupied at December 31, 2003. The Property is leased to thirty-seven tenants of which four tenants account for approximately 62% of base rental revenue for the year ended December 31, 2003. On January 14, 2004, Inland Western Retail Real Estate Trust, Inc. ("IWRRETI") acquired the Property from an unaffiliated third party.

(2) Basis of Presentation

The Historical Summary of Gross Income and Direct Operating Expenses ("Historical Summary") has been prepared for the purpose of complying with Rule 3-14 of the Securities and Exchange Commission Regulation S-X and for inclusion in Post-Effective Amendment No. 3 to the Registration Statement on Form S-11 of IWRRETI and is not intended to be a complete presentation of the Property's revenues and expenses. The Historical Summary has been prepared on the accrual basis of accounting and requires management of the Property to make estimates and assumptions that affect the reported amounts of the revenues and expenses during the reporting period. Actual results may differ from those estimates.

(3) Gross Income

The Property leases retail space under various lease agreements with its tenants. All leases are accounted for as operating leases. The leases include provisions under which the Property is reimbursed for common area, real estate, and insurance costs. Revenue related to these reimbursed costs is recognized in the period the applicable costs are incurred and billed to tenants pursuant to the lease agreements. Certain leases contain renewal to options at various periods at various rental rates. Certain of the leases contain provisions for contingent rentals. Recognition of contingent rental income is deferred until the target that triggers the contingent rental income is achieved. Contingent rent of \$339,129 was earned during the year ended December 31, 2003.

Although certain leases may provide for tenant occupancy during periods for which no rent is due and/or increases exists in minimum lease payments over the term of the lease, rental income accrues for the full period of occupancy on a straight-line basis. Related adjustments increased base rental income by \$171,513 for the year ended December 31, 2003.

F-106

LARKSPUR LANDING

Notes to Historical Summary of Gross Income and Direct Operating Expenses
For the year ended December 31, 2003

Edgar Filing: INLAND WESTERN RETAIL REAL ESTATE TRUST INC - Form POS AM

(continued)

Minimum rents to be received from tenants under operating leases, which terms range from 1 to 15 years, in effect at December 31, 2003, are as follows:

| YEAR | TOTAL |
|------------|---------------|
| 2004 | \$ 4,305,051 |
| 2005 | 3,779,574 |
| 2006 | 3,409,006 |
| 2007 | 2,769,297 |
| 2008 | 2,410,278 |
| Thereafter | 13,617,128 |
| Total | \$ 30,290,334 |

(4) Direct Operating Expenses

Direct operating expenses include only those costs expected to be comparable to the proposed future operations of the Property. Repairs and maintenance expenses are charged to operations as incurred. Costs such as depreciation, amortization, management fees, interest expense related to mortgage debt not assumed, and professional fees are excluded from the Historical Summary.

F-107

INDEPENDENT AUDITORS' REPORT

The Board of Directors
Inland Western Retail Real Estate Trust, Inc.

We have audited the accompanying Historical Summary of Gross Income and Direct Operating Expenses ("Historical Summary") of North Ranch Pavilion ("the Property") for the year ended December 31, 2003. This Historical Summary is the responsibility of management of Inland Western Retail Real Estate Trust, Inc. Our responsibility is to express an opinion on the Historical Summary based on our audit.

We conducted our audit in accordance with auditing standards generally accepted in the United States of America. Those standards require that we plan and perform the audit to obtain reasonable assurance about whether the Historical Summary is free of material misstatement. An audit includes examining, on a test basis, evidence supporting the amounts and disclosures in the Historical Summary. An audit also includes assessing the accounting principles used and significant estimates made by management, as well as evaluating the overall presentation of the Historical Summary. We believe that our audit provides a reasonable basis for our opinion.

The accompanying Historical Summary was prepared for the purpose of complying with the rules and regulations of the Securities and Exchange Commission and for inclusion in Post-Effective Amendment No. 3 to the Registration Statement on Form S-11 of Inland Western Retail Real Estate Trust, Inc., as described in note 2. It is not intended to be a complete presentation of the Property's revenues and expenses.

Edgar Filing: INLAND WESTERN RETAIL REAL ESTATE TRUST INC - Form POS AM

In our opinion, the Historical Summary referred to above presents fairly, in all material respects, the gross income and direct operating expenses described in note 2 of North Ranch Pavilion for the year ended December 31, 2003, in conformity with accounting principles generally accepted in the United States of America.

KPMG LLP

Chicago, Illinois
February 25, 2004

F-108

NORTH RANCH PAVILION
Historical Summary of Gross Income and Direct Operating Expenses
For the year ended December 31, 2003

| | For the year ended December 31, 2003 |
|---|--|
| Gross income: | |
| Base rental income | \$ 1,100,0 |
| Operating expense and real estate tax recoveries | 322,6 |
| | ----- |
| Total gross income | 1,422,7 |
| | ----- |
| Direct operating expenses: | |
| Operating expenses | 210,8 |
| Real estate taxes | 129,1 |
| Insurance | 33,6 |
| | ----- |
| Total direct operating expenses | 373,6 |
| | ----- |
| Excess of gross income over direct operating expenses | \$ 1,049,0 |
| | ===== |

See accompanying notes to historical summary of gross income and direct operating expense.

F-109

NORTH RANCH PAVILION
Notes to Historical Summary of Gross Income and Direct Operating Expenses
For the year ended December 31, 2003

(1) Business

North Ranch Pavilion (the Property) is located in Thousand Oaks, California. The Property consists of approximately 63,000 square feet of gross leasable area and was approximately 91% occupied at December 31, 2003. The Property is leased to

Edgar Filing: INLAND WESTERN RETAIL REAL ESTATE TRUST INC - Form POS AM

twenty-seven tenants of which three tenants account for approximately 34% of base rental revenue for the year ended December 31, 2003. On January 15, 2004, Inland Western Retail Real Estate Trust, Inc. ("IWRRETI") acquired the Property from an unaffiliated third party.

(2) Basis of Presentation

The Historical Summary of Gross Income and Direct Operating Expenses ("Historical Summary") has been prepared for the purpose of complying with Rule 3-14 of the Securities and Exchange Commission Regulation S-X and for inclusion in Post-Effective Amendment No. 3 to the Registration Statement on Form S-11 of IWRRETI and is not intended to be a complete presentation of the Property's revenues and expenses. The Historical Summary has been prepared on the accrual basis of accounting and requires management of the Property to make estimates and assumptions that affect the reported amounts of the revenues and expenses during the reporting period. Actual results may differ from those estimates.

(3) Gross Income

The Property leases retail space under various lease agreements with its tenants. All leases are accounted for as operating leases. The leases include provisions under which the Property is reimbursed for common area, real estate, and insurance costs. Revenue related to these reimbursed costs is recognized in the period the applicable costs are incurred and billed to tenants pursuant to the lease agreements. Certain leases contain renewal to options at various periods at various rental rates. Certain of the leases contain provision for contingent rentals. Recognition of contingent rental income is deferred until the target that triggers the contingent rental income is achieved. No contingent rent was earned during the year ended December 31, 2003.

Although certain leases may provide for tenant occupancy during periods for which no rent is due and/or increases exists in minimum lease payments over the term of the lease, rental income accrues for the full period of occupancy on a straight-line basis. Related adjustments increased base rental income by \$39,515 for the year ended December 31, 2003.

F-110

NORTH RANCH PAVILION

Notes to Historical Summary of Gross Income and Direct Operating Expenses
For the year ended December 31, 2003

(continued)

Minimum rents to be received from tenants under operating leases, which terms range from three to 14 years, in effect at December 31, 2003, are as follows:

| YEAR | TOTAL |
|------------|--------------|
| 2004 | \$ 1,308,503 |
| 2005 | 1,187,162 |
| 2006 | 1,196,362 |
| 2007 | 768,560 |
| 2008 | 665,216 |
| Thereafter | 2,245,095 |
| Total | \$ 7,370,898 |

(4) Direct Operating Expenses

Direct operating expenses include only those costs expected to be comparable to the proposed future operations of the Property. Repairs and maintenance expenses are charged to operations as incurred. Costs such as depreciation, amortization, management fees, interest expense related to mortgage debt not assumed, and professional fees are excluded from the Historical Summary.

F-111

INDEPENDENT AUDITORS' REPORT

The Board of Directors
Inland Western Retail Real Estate Trust, Inc.

We have audited the accompanying Historical Summary of Gross Income and Direct Operating Expenses ("Historical Summary") of La Plaza Del Norte ("the Property") for the year ended December 31, 2003. This Historical Summary is the responsibility of management of Inland Western Retail Real Estate Trust, Inc. Our responsibility is to express an opinion on the Historical Summary based on our audit.

We conducted our audit in accordance with auditing standards generally accepted in the United States of America. Those standards require that we plan and perform the audit to obtain reasonable assurance about whether the Historical Summary is free of material misstatement. An audit includes examining, on a test basis, evidence supporting the amounts and disclosures in the Historical Summary. An audit also includes assessing the accounting principles used and significant estimates made by management, as well as evaluating the overall presentation of the Historical Summary. We believe that our audit provides a reasonable basis for our opinion.

The accompanying Historical Summary was prepared for the purpose of complying with the rules and regulations of the Securities and Exchange Commission and for inclusion in Post-Effective Amendment No. 3 to the Registration Statement on Form S-11 of Inland Western Retail Real Estate Trust, Inc., as described in note 2. It is not intended to be a complete presentation of the Property's revenues and expenses.

In our opinion, the Historical Summary referred to above presents fairly, in all material respects, the gross income and direct operating expenses described in note 2 of La Plaza Del Norte for the year ended December 31, 2003, in conformity with accounting principles generally accepted in the United States of America.

KPMG LLP

Chicago, Illinois
February 26, 2004

F-112

LA PLAZA DEL NORTE
Historical Summary of Gross Income and Direct Operating Expenses
For the year ended December 31, 2003

Edgar Filing: INLAND WESTERN RETAIL REAL ESTATE TRUST INC - Form POS AM

| | For the year ended December 31, 2003 |
|---|--|
| Gross income: | |
| Base rental income | \$ 4,003,6 |
| Operating expense and real estate tax recoveries | 1,421,8 |
| | ----- |
| Total gross income | 5,425,4 |
| | ----- |
| Direct operating expenses: | |
| Operating expenses | 240,0 |
| Real estate taxes | 1,199,8 |
| Insurance | 84,5 |
| | ----- |
| Total direct operating expenses | 1,524,4 |
| | ----- |
| Excess of gross income over direct operating expenses | \$ 3,900,9 |
| | ===== |

See accompanying notes to historical summary of gross income and direct operating expense.

F-113

LA PLAZA DEL NORTE
Notes to Historical Summary of Gross Income and Direct Operating Expenses
For the year ended December 31, 2003

(1) Business

La Plaza Del Norte (the Property) is located in San Antonio, Texas. The Property consists of approximately 320,000 square feet of gross leasable area and was approximately 96% occupied at December 31, 2003. The Property is leased to eighteen tenants of which two tenants account for approximately 41% of base rental revenue for the year ended December 31, 2003. On January 21, 2004, Inland Western Retail Real Estate Trust, Inc. ("IWRRETI") acquired the Property from an unaffiliated third party.

(2) Basis of Presentation

The Historical Summary of Gross Income and Direct Operating Expenses ("Historical Summary") has been prepared for the purpose of complying with Rule 3-14 of the Securities and Exchange Commission Regulation S-X and for inclusion in Post-Effective Amendment No. 3 to the Registration Statement on Form S-11 of IWRRETI and is not intended to be a complete presentation of the Property's revenues and expenses. The Historical Summary has been prepared on the accrual basis of accounting and requires management of the Property to make estimates and assumptions that affect the reported amounts of the revenues and expenses during the reporting period. Actual results may differ from those estimates.

(3) Gross Income

The Property leases retail space under various lease agreements with its tenants. All leases are accounted for as operating leases. The leases include

Edgar Filing: INLAND WESTERN RETAIL REAL ESTATE TRUST INC - Form POS AM

provisions under which the Property is reimbursed for common area, real estate, and insurance costs. Revenue related to these reimbursed costs is recognized in the period the applicable costs are incurred and billed to tenants pursuant to the lease agreements. Certain leases contain renewal to options at various periods at various rental rates. Certain of the leases contain provision for contingent rentals. Recognition of contingent rental income is deferred until the target that triggers the contingent rental income is achieved. Contingent rent of \$827 was earned during the year ended December 31, 2003.

Although certain leases may provide for tenant occupancy during periods for which no rent is due and/or increases exists in minimum lease payments over the term of the lease, rental income accrues for the full period of occupancy on a straight-line basis. Related adjustments increased base rental income by \$72,859 for the year ended December 31, 2003.

F-114

LA PLAZA DEL NORTE
Notes to Historical Summary of Gross Income and Direct Operating Expenses
For the year ended December 31, 2003
(continued)

Minimum rents to be received from tenants under operating leases, which terms range from five to twenty years, in effect at December 31, 2003, are as follows:

| YEAR | TOTAL |
|------------|---------------|
| 2004 | \$ 4,113,332 |
| 2005 | 4,070,499 |
| 2006 | 3,942,489 |
| 2007 | 3,358,048 |
| 2008 | 3,258,479 |
| Thereafter | 14,294,929 |
| Total | \$ 33,037,776 |

(4) Direct Operating Expenses

Direct operating expenses include only those costs expected to be comparable to the proposed future operations of the Property. Repairs and maintenance expenses are charged to operations as incurred. Costs such as depreciation, amortization, management fees, interest expense related to mortgage debt not assumed, and professional fees are excluded from the Historical Summary.

F-115

INDEPENDENT AUDITORS' REPORT

The Board of Directors
Inland Western Retail Real Estate Trust, Inc.

We have audited the accompanying Historical Summary of Gross Income and Direct Operating Expenses ("Historical Summary") of MacArthur Crossing ("the Property") for the year ended December 31, 2003. This Historical Summary is the

Edgar Filing: INLAND WESTERN RETAIL REAL ESTATE TRUST INC - Form POS AM

responsibility of management of Inland Western Retail Real Estate Trust, Inc. Our responsibility is to express an opinion on the Historical Summary based on our audit.

We conducted our audit in accordance with auditing standards generally accepted in the United States of America. Those standards require that we plan and perform the audit to obtain reasonable assurance about whether the Historical Summary is free of material misstatement. An audit includes examining, on a test basis, evidence supporting the amounts and disclosures in the Historical Summary. An audit also includes assessing the accounting principles used and significant estimates made by management, as well as evaluating the overall presentation of the Historical Summary. We believe that our audit provides a reasonable basis for our opinion.

The accompanying Historical Summary was prepared for the purpose of complying with the rules and regulations of the Securities and Exchange Commission and for inclusion in Post-Effective Amendment No. 3 to the Registration Statement on Form S-11 of Inland Western Retail Real Estate Trust, Inc., as described in note 2. It is not intended to be a complete presentation of the Property's revenues and expenses.

In our opinion, the Historical Summary referred to above presents fairly, in all material respects, the gross income and direct operating expenses described in note 2 of MacArthur Crossing for the year ended December 31, 2003, in conformity with accounting principles generally accepted in the United States of America.

KPMG LLP

Chicago, Illinois
March 1, 2004

F-116

MACARTHUR CROSSING Historical Summary of Gross Income and Direct Operating Expenses For the year ended December 31, 2003

| | For the year ended December 31, 2003 |
|--|--|
| Gross income: | |
| Base rental income | \$ 1,760,9 |
| Operating expense and real estate tax recoveries | 608,8 |
| Total gross income | 2,369,7 |
| Direct operating expenses: | |
| Operating expenses | 249,6 |
| Real estate taxes | 400,3 |
| Insurance | 48,2 |
| Total direct operating expenses | 698,2 |

Edgar Filing: INLAND WESTERN RETAIL REAL ESTATE TRUST INC - Form POS AM

Excess of gross income over direct operating expenses \$ 1,671,4
=====

See accompanying notes to historical summary of gross income and direct operating expense.

F-117

MACARTHUR CROSSING

Notes to Historical Summary of Gross Income and Direct Operating Expenses
For the year ended December 31, 2003

(1) Business

MacArthur Crossing (the Property) is located in Las Colinas, Texas. The Property consists of 111,035 square feet of gross leasable area and was approximately 98% occupied at December 31, 2003. The Property is leased to twenty-nine tenants of which seven tenants account for approximately 54% of base rental revenue for the year ended December 31, 2003. On February 5, 2004, Inland Western Retail Real Estate Trust, Inc. ("IWRRETI") acquired the Property from an unaffiliated third party.

(2) Basis of Presentation

The Historical Summary of Gross Income and Direct Operating Expenses ("Historical Summary") has been prepared for the purpose of complying with Rule 3-14 of the Securities and Exchange Commission Regulation S-X and for inclusion in Post-Effective Amendment No. 3 to the Registration Statement on Form S-11 of IWRRETI and is not intended to be a complete presentation of the Property's revenues and expenses. The Historical Summary has been prepared on the accrual basis of accounting and requires management of the Property to make estimates and assumptions that affect the reported amounts of the revenues and expenses during the reporting period. Actual results may differ from those estimates.

(3) Gross Income

The Property leases retail space under various lease agreements with its tenants. All leases are accounted for as operating leases. The leases include provisions under which the Property is reimbursed for common area, real estate, and insurance costs. Revenue related to these reimbursed costs is recognized in the period the applicable costs are incurred and billed to tenants pursuant to the lease agreements. Certain leases contain renewal to options at various periods at various rental rates. Certain of the leases contain provision for contingent rentals. Recognition of contingent rental income is deferred until the target that triggers the contingent rental income is achieved. Contingent rent of \$14,807 was earned during the year ended December 31, 2003.

Although certain leases may provide for tenant occupancy during periods for which no rent is due and/or increases exists in minimum lease payments over the term of the lease, rental income accrues for the full period of occupancy on a straight-line basis. Related adjustments increased base rental income by \$4,655 for the year ended December 31, 2003.

F-118

MACARTHUR CROSSING

Notes to Historical Summary of Gross Income and Direct Operating Expenses
For the year ended December 31, 2003

Edgar Filing: INLAND WESTERN RETAIL REAL ESTATE TRUST INC - Form POS AM

(continued)

Minimum rents to be received from tenants under operating leases, which terms range from five to twenty years, in effect at December 31, 2003, are as follows:

| YEAR | TOTAL |
|------------|--------------|
| 2004 | \$ 1,771,533 |
| 2005 | 1,713,801 |
| 2006 | 1,290,824 |
| 2007 | 809,370 |
| 2008 | 678,292 |
| Thereafter | 2,761,095 |
| Total | \$ 9,024,915 |

(4) Direct Operating Expenses

Direct operating expenses include only those costs expected to be comparable to the proposed future operations of the Property. Repairs and maintenance expenses are charged to operations as incurred. Costs such as depreciation, amortization, management fees, interest expense related to mortgage debt not assumed, and professional fees are excluded from the Historical Summary.

F-119

INDEPENDENT AUDITORS' REPORT

The Board of Directors
Inland Western Retail Real Estate Trust, Inc.

We have audited the accompanying Historical Summary of Gross Income and Direct Operating Expenses ("Historical Summary") of Promenade at Red Cliff ("the Property") for the year ended December 31, 2003. This Historical Summary is the responsibility of management of Inland Western Retail Real Estate Trust, Inc. Our responsibility is to express an opinion on the Historical Summary based on our audit.

We conducted our audit in accordance with auditing standards generally accepted in the United States of America. Those standards require that we plan and perform the audit to obtain reasonable assurance about whether the Historical Summary is free of material misstatement. An audit includes examining, on a test basis, evidence supporting the amounts and disclosures in the Historical Summary. An audit also includes assessing the accounting principles used and significant estimates made by management, as well as evaluating the overall presentation of the Historical Summary. We believe that our audit provides a reasonable basis for our opinion.

The accompanying Historical Summary was prepared for the purpose of complying with the rules and regulations of the Securities and Exchange Commission and for inclusion in Post-Effective Amendment No. 3 to the Registration Statement on Form S-11 of Inland Western Retail Real Estate Trust, Inc., as described in note 2. It is not intended to be a complete presentation of the Property's revenues and expenses.

Edgar Filing: INLAND WESTERN RETAIL REAL ESTATE TRUST INC - Form POS AM

In our opinion, the Historical Summary referred to above presents fairly, in all material respects, the gross income and direct operating expenses described in note 2 of Promenade at Red Cliff for the year ended December 31, 2003, in conformity with accounting principles generally accepted in the United States of America.

KPMG LLP

Chicago, Illinois
March 5, 2004

F-120

PROMENADE AT RED CLIFF
Historical Summary of Gross Income and Direct Operating Expenses
For the year ended December 31, 2003

| | For the year ended December 31, 2003 |
|---|--|
| Gross income: | |
| Base rental income | \$ 1,250,4 |
| Operating expense and real estate tax recoveries | 237,7 |
| | ----- |
| Total gross income | 1,488,2 |
| | ----- |
| Direct operating expenses: | |
| Operating expenses | 136,7 |
| Real estate taxes | 113,3 |
| Insurance | 38,2 |
| | ----- |
| Total direct operating expenses | 288,4 |
| | ----- |
| Excess of gross income over direct operating expenses | \$ 1,199,8 |
| | ===== |

See accompanying notes to historical summary of gross income and direct operating expense.

F-121

PROMENADE AT RED CLIFF
Notes to Historical Summary of Gross Income and Direct Operating Expenses
For the year ended December 31, 2003

(1) Business

Promenade at Red Cliff (the Property) is located in St. George, Utah. The Property consists of 94,947 square feet of gross leasable area and was approximately 97% occupied at December 31, 2003. The Property is leased to

Edgar Filing: INLAND WESTERN RETAIL REAL ESTATE TRUST INC - Form POS AM

twenty-tenants of which four tenants account for approximately 61% of base rental revenue for the year ended December 31, 2003. On February 13, 2004, Inland Western Retail Real Estate Trust, Inc. ("IWRRETI") acquired the Property from an unaffiliated third party.

(2) Basis of Presentation

The Historical Summary of Gross Income and Direct Operating Expenses ("Historical Summary") has been prepared for the purpose of complying with Rule 3-14 of the Securities and Exchange Commission Regulation S-X and for inclusion in Post-Effective Amendment No. 3 to the Registration Statement on Form S-11 of IWRRETI and is not intended to be a complete presentation of the Property's revenues and expenses. The Historical Summary has been prepared on the accrual basis of accounting and requires management of the Property to make estimates and assumptions that affect the reported amounts of the revenues and expenses during the reporting period. Actual results may differ from those estimates.

(3) Gross Income

The Property leases retail space under various lease agreements with its tenants. All leases are accounted for as operating leases. The leases include provisions under which the Property is reimbursed for common area, real estate, and insurance costs. Revenue related to these reimbursed costs is recognized in the period the applicable costs are incurred and billed to tenants pursuant to the lease agreements. Certain leases contain renewal to options at various periods at various rental rates. Certain of the leases contain provision for contingent rentals. Recognition of contingent rental income is deferred until the target that triggers the contingent rental income is achieved. Contingent rent of \$21,297 was earned during the year ended December 31, 2003.

Although certain leases may provide for tenant occupancy during periods for which no rent is due and/or increases exists in minimum lease payments over the term of the lease, rental income accrues for the full period of occupancy on a straight-line basis. Related adjustments increased base rental income by \$1,622 for the year ended December 31, 2003.

F-122

PROMENADE AT RED CLIFF

Notes to Historical Summary of Gross Income and Direct Operating Expenses
For the year ended December 31, 2003

(continued)

Minimum rents to be received from tenants under operating leases, which terms range from 10 months to fifteen years, in effect at December 31, 2003, are as follows:

| YEAR | TOTAL |
|------------|--------------|
| ----- | |
| 2004 | \$ 1,468,781 |
| 2005 | 1,513,674 |
| 2006 | 1,526,952 |
| 2007 | 1,149,127 |
| 2008 | 852,421 |
| Thereafter | 921,631 |
| ----- | |
| Total | \$ 7,432,586 |

=====

(4) Direct Operating Expenses

Direct operating expenses include only those costs expected to be comparable to the proposed future operations of the Property. Repairs and maintenance expenses are charged to operations as incurred. Costs such as depreciation, amortization, management fees, interest expense related to mortgage debt not assumed, and professional fees are excluded from the Historical Summary.

F-123

INDEPENDENT AUDITORS' REPORT

The Board of Directors
Inland Western Retail Real Estate Trust, Inc.

We have audited the accompanying Historical Summary of Gross Income and Direct Operating Expenses ("Historical Summary") of Peoria Crossings ("the Property") for the year ended December 31, 2003. This Historical Summary is the responsibility of management of Inland Western Retail Real Estate Trust, Inc. Our responsibility is to express an opinion on the Historical Summary based on our audit.

We conducted our audit in accordance with auditing standards generally accepted in the United States of America. Those standards require that we plan and perform the audit to obtain reasonable assurance about whether the Historical Summary is free of material misstatement. An audit includes examining, on a test basis, evidence supporting the amounts and disclosures in the Historical Summary. An audit also includes assessing the accounting principles used and significant estimates made by management, as well as evaluating the overall presentation of the Historical Summary. We believe that our audit provides a reasonable basis for our opinion.

The accompanying Historical Summary was prepared for the purpose of complying with the rules and regulations of the Securities and Exchange Commission and for inclusion in Post-Effective Amendment No. 3 to the Registration Statement on Form S-11 of Inland Western Retail Real Estate Trust, Inc., as described in note 2. It is not intended to be a complete presentation of the Property's revenues and expenses.

In our opinion, the Historical Summary referred to above presents fairly, in all material respects, the gross income and direct operating expenses described in note 2 of Peoria Crossing for the year ended December 31, 2003, in conformity with accounting principles generally accepted in the United States of America.

KPMG LLP

Chicago, Illinois
February 25, 2004

F-124

PEORIA CROSSINGS
Historical Summary of Gross Income and Direct Operating Expenses
For the year ended December 31, 2003

Edgar Filing: INLAND WESTERN RETAIL REAL ESTATE TRUST INC - Form POS AM

| | For the year ended December 31, 2003 |
|---|--|
| Gross income: | |
| Base rental income | \$ 2,247,6 |
| Operating expense and real estate tax recoveries | 367,9 |
| | ----- |
| Total gross income | 2,615,5 |
| | ----- |
| Direct operating expenses: | |
| Operating expenses | 158,1 |
| Real estate taxes | 212,9 |
| Insurance | - |
| | ----- |
| Total direct operating expenses | 371,0 |
| | ----- |
| Excess of gross income over direct operating expenses | \$ 2,244,4 |
| | ===== |

See accompanying notes to historical summary of gross income and direct operating expense.

F-125

PEORIA CROSSINGS

Notes to Historical Summary of Gross Income and Direct Operating Expenses
For the year ended December 31, 2003

(1) Business

Peoria Crossings (the Property) is located in Peoria, Arizona. The Property consists of approximately 213,500 square feet of gross leasable area and was approximately 97% occupied at December 31, 2003. The Property is leased to twenty-one tenants of which five tenants account for approximately 59% of base rental revenue for the year ended December 31, 2003. Inland Western Retail Real Estate Trust, Inc. ("IWRRETI") has signed a sale and purchase agreement for the purchase of the Property from an unaffiliated third-party ("Seller").

The Property commenced operations in 2002 with a portion of Peoria Crossings (representing approximately 207,500 square feet) of the Properties' gross leasable area complete as of December 31, 2003. The remaining portion of the Properties' gross leasable area (representing the remaining approximately 6,000 square feet) is under construction and scheduled to be completed during 2004.

(2) Basis of Presentation

The Historical Summary of Gross Income and Direct Operating Expenses ("Historical Summary") has been prepared for the purpose of complying with Rule 3-14 of the Securities and Exchange Commission Regulation S-X and for inclusion in Post-Effective Amendment No. 3 to the Registration Statement on Form S-11 of IWRRETI and is not intended to be a complete presentation of the Property's revenues and expenses. The Historical Summary has been prepared on the accrual basis of accounting and requires management of the Property to make estimates

Edgar Filing: INLAND WESTERN RETAIL REAL ESTATE TRUST INC - Form POS AM

and assumptions that affect the reported amounts of the revenues and expenses during the reporting period. Actual results may differ from those estimates.

(3) Gross Income

The Property leases retail space under various lease agreements with its tenants. All leases are accounted for as operating leases. The leases include provisions under which the Property is reimbursed for common area, real estate, and insurance costs. Revenue related to these reimbursed costs is recognized in the period the applicable costs are incurred and billed to tenants pursuant to the lease agreements. Certain leases contain renewal to options at various periods at various rental rates. Certain of the leases contain provision for contingent rentals. Recognition of contingent rental income is deferred until the target that triggers the contingent rental income is achieved. No contingent rent was earned during the year ended December 31, 2003.

Although certain leases may provide for tenant occupancy during periods for which no rent is due and/or increases exists in minimum lease payments over the term of the lease, rental income accrues for the full period of occupancy on a straight-line basis. Related adjustments increased base rental income by \$780,986 for the year ended December 31, 2003.

F-126

PEORIA CROSSINGS

Notes to Historical Summary of Gross Income and Direct Operating Expenses
For the year ended December 31, 2003
(continued)

Minimum rents to be received from tenants under operating leases, which terms range from five to twenty-one years, in effect at December 31, 2003, are as follows:

| YEAR | TOTAL |
|------------|---------------|
| 2004 | \$ 2,584,513 |
| 2005 | 2,606,123 |
| 2006 | 2,613,453 |
| 2007 | 2,623,407 |
| 2008 | 2,245,206 |
| Thereafter | 17,152,265 |
| Total | \$ 29,824,967 |

(4) Direct Operating Expenses

Direct operating expenses include only those costs expected to be comparable to the proposed future operations of the Property. Repairs and maintenance expenses are charged to operations as incurred. Costs such as depreciation, amortization, management fees, interest expense related to mortgage debt not assumed, and professional fees are excluded from the Historical Summary.

F-127

Edgar Filing: INLAND WESTERN RETAIL REAL ESTATE TRUST INC - Form POS AM

INDEPENDENT AUDITORS' REPORT

The Board of Directors
Inland Western Retail Real Estate Trust, Inc.

We have audited the accompanying Historical Summary of Gross Income and Direct Operating Expenses ("Historical Summary") of Dorman Centre ("the Property") for the year ended December 31, 2003. This Historical Summary is the responsibility of management of Inland Western Retail Real Estate Trust, Inc. Our responsibility is to express an opinion on the Historical Summary based on our audit.

We conducted our audit in accordance with auditing standards generally accepted in the United States of America. Those standards require that we plan and perform the audit to obtain reasonable assurance about whether the Historical Summary is free of material misstatement. An audit includes examining, on a test basis, evidence supporting the amounts and disclosures in the Historical Summary. An audit also includes assessing the accounting principles used and significant estimates made by management, as well as evaluating the overall presentation of the Historical Summary. We believe that our audit provides a reasonable basis for our opinion.

The accompanying Historical Summary was prepared for the purpose of complying with the rules and regulations of the Securities and Exchange Commission and for inclusion in Post-Effective Amendment No. 3 to the Registration Statement on Form S-11 of Inland Western Retail Real Estate Trust, Inc., as described in note 2. It is not intended to be a complete presentation of the Property's revenues and expenses.

In our opinion, the Historical Summary referred to above presents fairly, in all material respects, the gross income and direct operating expenses described in note 2 of Dorman Centre for the year ended December 31, 2003, in conformity with accounting principles generally accepted in the United States of America.

KPMG LLP

Chicago, Illinois
February 25, 2004

F-128

DORMAN CENTRE Historical Summary of Gross Income and Direct Operating Expenses For the year ended December 31, 2003

| | For the year ended December 31, 2003 |
|--|--|
| | ----- |
| Gross income: | |
| Base rental income | \$ 1,195,9 |
| Operating expense and real estate tax recoveries | 83,5 |
| | ----- |
| Total gross income | 1,279,5 |
| | ----- |

Edgar Filing: INLAND WESTERN RETAIL REAL ESTATE TRUST INC - Form POS AM

| | | |
|---|-------|---------|
| Direct operating expenses: | | |
| Operating expenses | | 37,8 |
| Real estate taxes | | 51,4 |
| Insurance | | 9,6 |
| | ----- | |
| Total direct operating expenses | | 99,0 |
| | ----- | |
| Excess of gross income over direct operating expenses | \$ | 1,180,5 |
| | ===== | |

See accompanying notes to historical summary of gross income and direct operating expense.

F-129

DORMAN CENTRE
Notes to Historical Summary of Gross Income and Direct Operating Expenses
For the year ended December 31, 2003

(1) Business

Dorman Centre (the Property) is located in Spartanburg, South Carolina. The Property consists of approximately 388,000 square feet of gross leasable area and was approximately 90% occupied at December 31, 2003. The Property is leased to twenty-one tenants of which four tenants account for approximately 77% of base rental revenue for the year ended December 31, 2003. On March 4, 2004, Inland Western Retail Real Estate Trust, Inc. ("IWRRETI") acquired the Property from an unaffiliated third party.

The Property commenced operations on July 1, 2003 with a portion of Dorman Center (representing approximately 348,000 square feet) complete as of December 31, 2003. The remaining portion (representing the remaining approximately 40,000 square feet) is under construction and scheduled to be completed during the first quarter of 2004.

(2) Basis of Presentation

The Historical Summary of Gross Income and Direct Operating Expenses ("Historical Summary") has been prepared for the purpose of complying with Rule 3-14 of the Securities and Exchange Commission Regulation S-X and for inclusion in Post-Effective Amendment No. 3 to the Registration Statement on Form S-11 of IWRRETI and is not intended to be a complete presentation of the Property's revenues and expenses. The Historical Summary has been prepared on the accrual basis of accounting and requires management of the Property to make estimates and assumptions that affect the reported amounts of the revenues and expenses during the reporting period. Actual results may differ from those estimates.

(3) Gross Income

The Property leases retail space under various lease agreements with its tenants. All leases are accounted for as operating leases. The leases include provisions under which the Property is reimbursed for common area, real estate, and insurance costs. Revenue related to these reimbursed costs is recognized in the period the applicable costs are incurred and billed to tenants pursuant to the lease agreements. Certain leases contain renewal to options at various periods at various rental rates. Certain of the leases contain provision for contingent rentals. Recognition of contingent rental income is deferred until

Edgar Filing: INLAND WESTERN RETAIL REAL ESTATE TRUST INC - Form POS AM

the target that triggers the contingent rental income is achieved. No contingent rent was earned during the year ended December 31, 2003.

Although certain leases may provide for tenant occupancy during periods for which no rent is due and/or increases exists in minimum lease payments over the term of the lease, rental income accrues for the full period of occupancy on a straight-line basis. Related adjustments increased base rental income by \$4,778 for the year ended December 31, 2003.

F-130

DORMAN CENTRE
Notes to Historical Summary of Gross Income and Direct Operating Expenses
For the year ended December 31, 2003
(continued)

Minimum rents to be received from tenants under operating leases, which terms range from three to twenty years, in effect at December 31, 2003, are as follows:

| YEAR | TOTAL |
|------------|---------------|
| ----- | |
| 2004 | \$ 3,504,788 |
| 2005 | 3,540,088 |
| 2006 | 3,513,673 |
| 2007 | 3,430,584 |
| 2008 | 3,313,461 |
| Thereafter | 30,804,111 |
| ----- | |
| Total | \$ 48,106,705 |
| ===== | |

(4) Direct Operating Expenses

Direct operating expenses include only those costs expected to be comparable to the proposed future operations of the Property. Repairs and maintenance expenses are charged to operations as incurred. Costs such as depreciation, amortization, management fees, interest expense related to mortgage debt not assumed, and professional fees are excluded from the Historical Summary.

F-131

INDEPENDENT AUDITORS' REPORT

The Board of Directors
Inland Western Retail Real Estate Trust, Inc.

We have audited the accompanying Historical Summary of Gross Income and Direct Operating Expenses ("Historical Summary") of Heritage Towne Crossing ("the Property") for the year ended December 31, 2003. This Historical Summary is the responsibility of management of Inland Western Retail Real Estate Trust, Inc. Our responsibility is to express an opinion on the Historical Summary based on our audit.

We conducted our audit in accordance with auditing standards generally accepted

Edgar Filing: INLAND WESTERN RETAIL REAL ESTATE TRUST INC - Form POS AM

in the United States of America. Those standards require that we plan and perform the audit to obtain reasonable assurance about whether the Historical Summary is free of material misstatement. An audit includes examining, on a test basis, evidence supporting the amounts and disclosures in the Historical Summary. An audit also includes assessing the accounting principles used and significant estimates made by management, as well as evaluating the overall presentation of the Historical Summary. We believe that our audit provides a reasonable basis for our opinion.

The accompanying Historical Summary was prepared for the purpose of complying with the rules and regulations of the Securities and Exchange Commission and for inclusion in Post-Effective Amendment No. 3 to the Registration Statement on Form S-11 of Inland Western Retail Real Estate Trust, Inc., as described in note 2. It is not intended to be a complete presentation of the Property's revenues and expenses.

In our opinion, the Historical Summary referred to above presents fairly, in all material respects, the gross income and direct operating expenses described in note 2 of Heritage Towne Crossing for the year ended December 31, 2003, in conformity with accounting principles generally accepted in the United States of America.

KPMG LLP

Chicago, Illinois
March 3, 2004

F-132

HERITAGE TOWNE CROSSING
Historical Summary of Gross Income and Direct Operating Expenses
For the year ended December 31, 2003

| | For the year ended December 31, 2003 |
|---|--|
| | |
| Gross income: | |
| Base rental income | \$ 876,0 |
| Operating expense and real estate tax recoveries | 198,5 |
| | |
| Total gross income | 1,074,5 |
| | |
| Direct operating expenses: | |
| Operating expenses | 106,1 |
| Real estate taxes | 211,0 |
| Insurance | 21,8 |
| | |
| Total direct operating expenses | 339,0 |
| | |
| Excess of gross income over direct operating expenses | \$ 735,5 |
| | |

Edgar Filing: INLAND WESTERN RETAIL REAL ESTATE TRUST INC - Form POS AM

See accompanying notes to historical summary of gross income and direct operating expense.

F-133

HERITAGE TOWN CROSSING Notes to Historical Summary of Gross Income and Direct Operating Expenses For the year ended December 31, 2003

(1) Business

Heritage Towne Crossing (the Property) is located in Euless, Texas. The Property consists of 80,730 square feet of gross leasable area and was approximately 81% occupied at December 31, 2003. The Property is leased to twenty-five tenants of which five tenants account for approximately 40% of base rental revenue for the year ended December 31, 2003. On March 5, 2004, Inland Western Retail Real Estate Trust, Inc. ("IWRRETI") acquired the Property from an unaffiliated third party.

(2) Basis of Presentation

The Historical Summary of Gross Income and Direct Operating Expenses ("Historical Summary") has been prepared for the purpose of complying with Rule 3-14 of the Securities and Exchange Commission Regulation S-X and for inclusion in Post-Effective Amendment No. 3 to the Registration Statement on Form S-11 of IWRRETI and is not intended to be a complete presentation of the Property's revenues and expenses. The Historical Summary has been prepared on the accrual basis of accounting and requires management of the Property to make estimates and assumptions that affect the reported amounts of the revenues and expenses during the reporting period. Actual results may differ from those estimates.

(3) Gross Income

The Property leases retail space under various lease agreements with its tenants. All leases are accounted for as operating leases. The leases include provisions under which the Property is reimbursed for common area, real estate, and insurance costs. Revenue related to these reimbursed costs is recognized in the period the applicable costs are incurred and billed to tenants pursuant to the lease agreements. Certain leases contain renewal to options at various periods at various rental rates.

The Property has two ground leases that are classified as operating leases with terms extending through September, 2023. Total ground lease income was \$44,417 and is included in base rental income in the accompanying Historical Summary for the year ended December 31, 2003.

Although certain leases may provide for tenant occupancy during periods for which no rent is due and/or increases exists in minimum lease payments over the term of the lease, rental income accrues for the full period of occupancy on a straight-line basis. Related adjustments increased base rental income by \$15,184 for the year ended December 31, 2003.

F-134

HERITAGE TOWNE CROSSING Notes to Historical Summary of Gross Income and Direct Operating Expenses For the year ended December 31, 2003

(continued)

Edgar Filing: INLAND WESTERN RETAIL REAL ESTATE TRUST INC - Form POS AM

Minimum rents to be received from tenants under operating leases, which terms range from three to twenty years, in effect at December 31, 2003, are as follows:

| YEAR | TOTAL |
|------------|--------------|
| 2004 | \$ 1,289,587 |
| 2005 | 1,300,384 |
| 2006 | 1,292,499 |
| 2007 | 1,069,311 |
| 2008 | 653,115 |
| Thereafter | 2,698,001 |
| Total | \$ 8,302,897 |

(4) Direct Operating Expenses

Direct operating expenses include only those costs expected to be comparable to the proposed future operations of the Property. Repairs and maintenance expenses are charged to operations as incurred. Costs such as depreciation, amortization, management fees, interest expense related to mortgage debt not assumed, and professional fees are excluded from the Historical Summary.

F-135

INDEPENDENT AUDITORS' REPORT

The Board of Directors
Inland Western Retail Real Estate Trust, Inc.

We have audited the accompanying Historical Summary of Gross Income and Direct Operating Expenses ("Historical Summary") of Paradise Valley Marketplace ("the Property") for the year ended December 31, 2003. This Historical Summary is the responsibility of management of Inland Western Retail Real Estate Trust, Inc. Our responsibility is to express an opinion on the Historical Summary based on our audit.

We conducted our audit in accordance with auditing standards generally accepted in the United States of America. Those standards require that we plan and perform the audit to obtain reasonable assurance about whether the Historical Summary is free of material misstatement. An audit includes examining, on a test basis, evidence supporting the amounts and disclosures in the Historical Summary. An audit also includes assessing the accounting principles used and significant estimates made by management, as well as evaluating the overall presentation of the Historical Summary. We believe that our audit provides a reasonable basis for our opinion.

The accompanying Historical Summary was prepared for the purpose of complying with the rules and regulations of the Securities and Exchange Commission and for inclusion in Post-Effective Amendment No 4 to the Registration Statement on Form S-11 of Inland Western Retail Real Estate Trust, Inc., as described in note 2. It is not intended to be a complete presentation of the Property's revenues and expenses.

In our opinion, the Historical Summary referred to above presents fairly, in all

Edgar Filing: INLAND WESTERN RETAIL REAL ESTATE TRUST INC - Form POS AM

material respects, the gross income and direct operating expenses described in note 2 of Paradise Valley Marketplace for the year ended December 31, 2003, in conformity with accounting principles generally accepted in the United States of America.

KPMG LLP

Chicago, Illinois
May 21, 2004

F-136

PARADISE VALLEY MARKETPLACE
Historical Summary of Gross Income and Direct Operating Expenses
For the year ended December 31, 2003 and the three months ended
March 31, 2004 (unaudited)

| | For the three months ended March 31, 2004 (unaudited) | For Decemb |
|---|--|---------------|
| Gross income: | | |
| Base rental income | \$ 449,832 | |
| Operating expense and real estate tax recoveries | 54,799 | |
| | ----- | |
| Total gross income | 504,631 | |
| | ----- | |
| Direct operating expenses: | | |
| Operating expenses | 26,470 | |
| Real estate taxes | 47,629 | |
| Insurance | 7,942 | |
| | ----- | |
| Total direct operating expenses | 82,041 | |
| | ----- | |
| Excess of gross income over direct operating expenses | \$ 422,590 | |
| | ===== | |

See accompanying notes to historical summary of gross income and direct operating expense.

F-137

PARADISE VALLEY MARKETPLACE
Notes to Historical Summary of Gross Income and Direct Operating Expenses
For the year ended December 31, 2003 and the three months ended
March 31, 2004 (unaudited)

(1) Business

Paradise Valley Marketplace (the Property) is located in Phoenix, Arizona. The

Edgar Filing: INLAND WESTERN RETAIL REAL ESTATE TRUST INC - Form POS AM

Property consists of approximately 138,627 square feet of gross leasable area and was 81% occupied at December 31, 2003. The Property is leased to two tenants that account for approximately 41% of base rental revenue for the year ended December 31, 2003. On April 8, 2004, Inland Western Retail Real Estate Trust, Inc. ("IWRRETI") acquired the Property from an unaffiliated third-party seller.

(2) Basis of Presentation

The Historical Summary of Gross Income and Direct Operating Expenses ("Historical Summary") has been prepared for the purpose of complying with Rule 3-14 of the Securities and Exchange Commission Regulation S-X and for inclusion in Post-Effective Amendment No. 4 to the Registration Statement on Form S-11 of IWRRETI and is not intended to be a complete presentation of the Property's revenues and expenses. The Historical Summary has been prepared on the accrual basis of accounting and requires management of the Property to make estimates and assumptions that affect the reported amounts of the revenues and expenses during the reporting period. Actual results may differ from those estimates.

All adjustments necessary for a fair presentation have been made to the accompanying unaudited amounts for the three months ended March 31, 2004.

(3) Gross Income

The Property leases retail space under various lease agreements with its tenants. All leases are accounted for as operating leases. The leases include provisions under which the Property is reimbursed for common area, real estate, and insurance costs. Revenue related to these reimbursed costs is recognized in the period the applicable costs are incurred and billed to tenants pursuant to the lease agreements. Certain leases contain renewal options at various periods at various rental rates. Certain of the leases contain provision for contingent rentals. Recognition of contingent rental income is deferred until the target that triggers the contingent rental income is achieved. No contingent rent was earned during the year ended December 31, 2003.

Although certain leases may provide for tenant occupancy during periods for which no rent is due and/or increases exist in minimum lease payments over the term of the lease, rental income accrues for the full period of occupancy on a straight-line basis. Related adjustments increased base rental income by \$46,680 for the year ended December 31, 2003.

F-138

PARADISE VALLEY MARKETPLACE
Notes to Historical Summary of Gross Income and Direct Operating Expenses
For the year ended December 31, 2003 and the three months ended
March 31, 2004 (continued) (unaudited)

Minimum rents to be received from tenants under operating leases which terms range from five to twenty years, in effect at December 31, 2003, are as follows:

| YEAR | TOTAL |
|------------|--------------|
| 2004 | \$ 1,847,829 |
| 2005 | 1,860,272 |
| 2006 | 1,852,512 |
| 2007 | 1,596,997 |
| 2008 | 1,368,899 |
| Thereafter | 10,350,861 |

\$ 18,877,370
=====

(4) Direct Operating Expenses

Direct operating expenses include only those costs expected to be comparable to the proposed future operations of the Property. Repairs and maintenance expenses are charged to operations as incurred. Costs such as depreciation, amortization, management fees, interest expense related to mortgage debt not assumed, and professional fees are excluded from the Historical Summary.

F-139

INDEPENDENT AUDITORS' REPORT

The Board of Directors
Inland Western Retail Real Estate Trust, Inc.

We have audited the accompanying Historical Summary of Gross Income and Direct Operating Expenses ("Historical Summary") of Best on the Boulevard ("the Property") for the year ended December 31, 2003. This Historical Summary is the responsibility of management of Inland Western Retail Real Estate Trust, Inc. Our responsibility is to express an opinion on the Historical Summary based on our audit.

We conducted our audit in accordance with auditing standards generally accepted in the United States of America. Those standards require that we plan and perform the audit to obtain reasonable assurance about whether the Historical Summary is free of material misstatement. An audit includes examining, on a test basis, evidence supporting the amounts and disclosures in the Historical Summary. An audit also includes assessing the accounting principles used and significant estimates made by management, as well as evaluating the overall presentation of the Historical Summary. We believe that our audit provides a reasonable basis for our opinion.

The accompanying Historical Summary was prepared for the purpose of complying with the rules and regulations of the Securities and Exchange Commission and for inclusion in Post-Effective Amendment No 4 to the Registration Statement on Form S-11 of Inland Western Retail Real Estate Trust, Inc., as described in note 2. It is not intended to be a complete presentation of the Property's revenues and expenses.

In our opinion, the Historical Summary referred to above presents fairly, in all material respects, the gross income and direct operating expenses described in note 2 of Best on the Boulevard for the year ended December 31, 2003, in conformity with accounting principles generally accepted in the United States of America.

KPMG LLP

Chicago, Illinois
June 14, 2004

F-140

BEST ON THE BOULEVARD

Edgar Filing: INLAND WESTERN RETAIL REAL ESTATE TRUST INC - Form POS AM

Historical Summary of Gross Income and Direct Operating Expenses
For the year ended December 31, 2003 and the three months ended
March 31, 2004 (unaudited)

| | For the three months ended March 31, 2004 (unaudited) | For the end December |
|---|--|----------------------------|
| Gross income: | | |
| Base rental income | \$ 777,350 | |
| Operating expense and real estate tax recoveries | 48,915 | |
| | | |
| Total gross income | 826,265 | |
| | | |
| Direct operating expenses: | | |
| Operating expenses | 67,731 | |
| Real estate taxes | 20,288 | |
| Insurance | 10,133 | |
| | | |
| Total direct operating expenses | 98,152 | |
| | | |
| Excess of gross income over direct operating expenses | \$ 728,113 | |
| | | |

See accompanying notes to historical summary of gross income and direct operating expense.

F-141

BEST ON THE BOULEVARD
Notes to Historical Summary of Gross Income and Direct Operating Expenses
For the year ended December 31, 2003 and the three months ended
March 31, 2004 (unaudited)

(1) Business

Best on the Boulevard (the Property) is located in Las Vegas, Nevada. The Property consists of approximately 204,000 square feet of gross leasable area and was 98% occupied at December 31, 2003. The Property is leased to four tenants that account for approximately 70% of base rental revenue for the year ended December 31, 2003. On April 14, 2004, Inland Western Retail Real Estate Trust, Inc. ("IWRRETI") acquired the Property from an unaffiliated third-party seller.

(2) Basis of Presentation

The Historical Summary of Gross Income and Direct Operating Expenses ("Historical Summary") has been prepared for the purpose of complying with Rule 3-14 of the Securities and Exchange Commission Regulation S-X and for inclusion in Post-Effective Amendment No. 4 to the Registration Statement on Form S-11 of IWRRETI and is not intended to be a complete presentation of the Property's revenues and expenses. The Historical Summary has been prepared on the accrual

Edgar Filing: INLAND WESTERN RETAIL REAL ESTATE TRUST INC - Form POS AM

basis of accounting and requires management of the Property to make estimates and assumptions that affect the reported amounts of the revenues and expenses during the reporting period. Actual results may differ from those estimates.

All adjustments necessary for a fair presentation have been made to the accompanying unaudited amounts for the three months ended March 31, 2004.

(3) Gross Income

The Property leases retail space under various lease agreements with its tenants. All leases are accounted for as operating leases. The leases include provisions under which the Property is reimbursed for common area, real estate, and insurance costs. Revenue related to these reimbursed costs is recognized in the period the applicable costs are incurred and billed to tenants pursuant to the lease agreements. Certain leases contain renewal options at various periods at various rental rates. Certain of the leases contain provision for contingent rentals. Recognition of contingent rental income is deferred until the target that triggers the contingent rental income is achieved. Contingent rent of \$152,725 was earned during the year ended December 31, 2003.

Although certain leases may provide for tenant occupancy during periods for which no rent is due and/or increases exist in minimum lease payments over the term of the lease, rental income accrues for the full period of occupancy on a straight-line basis. Related adjustments increased base rental income by \$21,111 for the year ended December 31, 2003.

Gross income excludes lease buy-out income as such amounts are not comparable to the proposed future operations of the property.

F-142

BEST ON THE BOULEVARD
Notes to Historical Summary of Gross Income and Direct Operating Expenses
For the year ended December 31, 2003 and the three months ended
March 31, 2004 (continued) (unaudited)

Minimum rents to be received from tenants under operating leases which terms range from one to eleven years, in effect at December 31, 2003, are as follows:

| YEAR | TOTAL |
|------------|---------------|
| 2004 | \$ 2,777,000 |
| 2005 | 2,615,000 |
| 2006 | 2,657,000 |
| 2007 | 2,705,000 |
| 2008 | 2,732,000 |
| Thereafter | 10,162,000 |
| | ----- |
| | \$ 23,648,000 |
| | ===== |

(4) Direct Operating Expenses

Direct operating expenses include only those costs expected to be comparable to the proposed future operations of the Property. Repairs and maintenance expenses are charged to operations as incurred. Costs such as depreciation, amortization,

Edgar Filing: INLAND WESTERN RETAIL REAL ESTATE TRUST INC - Form POS AM

management fees, interest expense related to mortgage debt not assumed, and professional fees are excluded from the Historical Summary.

F-143

INDEPENDENT AUDITORS' REPORT

The Board of Directors
Inland Western Retail Real Estate Trust, Inc.

We have audited the accompanying Historical Summary of Gross Income and Direct Operating Expenses ("Historical Summary") of Bluebonnet Parc ("the Property") for the year ended December 31, 2003. This Historical Summary is the responsibility of management of Inland Western Retail Real Estate Trust, Inc. Our responsibility is to express an opinion on the Historical Summary based on our audit.

We conducted our audit in accordance with auditing standards generally accepted in the United States of America. Those standards require that we plan and perform the audit to obtain reasonable assurance about whether the Historical Summary is free of material misstatement. An audit includes examining, on a test basis, evidence supporting the amounts and disclosures in the Historical Summary. An audit also includes assessing the accounting principles used and significant estimates made by management, as well as evaluating the overall presentation of the Historical Summary. We believe that our audit provides a reasonable basis for our opinion.

The accompanying Historical Summary was prepared for the purpose of complying with the rules and regulations of the Securities and Exchange Commission and for inclusion in Post-Effective Amendment No 4 to the Registration Statement on Form S-11 of Inland Western Retail Real Estate Trust, Inc., as described in note 2. It is not intended to be a complete presentation of the Property's revenues and expenses.

In our opinion, the Historical Summary referred to above presents fairly, in all material respects, the gross income and direct operating expenses described in note 2 of Bluebonnet Parc for the year ended December 31, 2003, in conformity with accounting principles generally accepted in the United States of America.

KPMG LLP

Chicago, Illinois
June 14, 2004

F-144

BLUEBONNET PARC
Historical Summary of Gross Income and Direct Operating Expenses
For the year ended December 31, 2003 and the three months ended
March 31, 2004 (unaudited)

For the
three months ended
March 31, 2004

(unaudited)

Edgar Filing: INLAND WESTERN RETAIL REAL ESTATE TRUST INC - Form POS AM

| | |
|---|------------|
| Gross income: | |
| Base rental income | \$ 405,509 |
| Operating expense and real estate tax recoveries | 54,952 |
| | |
| Total gross income | 460,461 |
| | |
| Direct operating expenses: | |
| Operating expenses | 28,732 |
| Real estate taxes | 31,210 |
| Insurance | 11,103 |
| | |
| Total direct operating expenses | 71,045 |
| | |
| Excess of gross income over direct operating expenses | \$ 389,416 |
| | |

See accompanying notes to historical summary of gross income and direct operating expense.

F-145

BLUEBONNET PARC

Notes to Historical Summary of Gross Income and Direct Operating Expenses
For the year ended December 31, 2003 and the three months ended
March 31, 2004 (unaudited)

(1) Business

Bluebonnet Parc (the Property) is located in Baton Rouge, Louisiana. The Property consists of approximately 135,000 square feet of gross leasable area and was approximately 89% occupied at December 31, 2003. The Property is leased to two tenants that account for approximately 58% of base rental revenue for the year ended December 31, 2003. On April 22, 2004, Inland Western Retail Real Estate Trust, Inc. ("IWRRETI") acquired the Property from an unaffiliated third-party seller.

(2) Basis of Presentation

The Historical Summary of Gross Income and Direct Operating Expenses ("Historical Summary") has been prepared for the purpose of complying with Rule 3-14 of the Securities and Exchange Commission Regulation S-X and for inclusion in Post-Effective Amendment No. 4 to the Registration Statement on Form S-11 of IWRRETI and is not intended to be a complete presentation of the Property's revenues and expenses. The Historical Summary has been prepared on the accrual basis of accounting and requires management of the Property to make estimates and assumptions that affect the reported amounts of the revenues and expenses during the reporting period. Actual results may differ from those estimates.

All adjustments necessary for a fair presentation have been made to the accompanying unaudited amounts for the three months ended March 31, 2004.

(3) Gross Income

The Property leases retail space under various lease agreements with its tenants. All leases are accounted for as operating leases. The leases include provisions under which the Property is reimbursed for common area, real estate,

Edgar Filing: INLAND WESTERN RETAIL REAL ESTATE TRUST INC - Form POS AM

and insurance costs. Revenue related to these reimbursed costs is recognized in the period the applicable costs are incurred and billed to tenants pursuant to the lease agreements. Certain leases contain renewal options at various periods at various rental rates. Certain of the leases contain provision for contingent rentals. Recognition of contingent rental income is deferred until the target that triggers the contingent rental income is achieved. No contingent rent was earned during the year ended December 31, 2003.

Although certain leases may provide for tenant occupancy during periods for which no rent is due and/or increases exist in minimum lease payments over the term of the lease, rental income accrues for the full period of occupancy on a straight-line basis. Related adjustments increased base rental income by \$58,881 for the year ended December 31, 2003.

F-146

BLUEBONNET PARC

Notes to Historical Summary of Gross Income and Direct Operating Expenses
For the year ended December 31, 2003 and the three months ended
March 31, 2004 (continued) (unaudited)

Minimum rents to be received from tenants under operating leases which terms range from one to seventeen years, in effect at December 31, 2003, are as follows:

| YEAR | TOTAL |
|------------|---------------|
| 2004 | \$ 1,621,138 |
| 2005 | 1,621,138 |
| 2006 | 1,621,138 |
| 2007 | 1,632,710 |
| 2008 | 1,671,590 |
| Thereafter | 9,990,092 |
| | ----- |
| | \$ 18,157,806 |
| | ===== |

(4) Direct Operating Expenses

Direct operating expenses include only those costs expected to be comparable to the proposed future operations of the Property. Repairs and maintenance expenses are charged to operations as incurred. Costs such as depreciation, amortization, management fees, interest expense related to mortgage debt not assumed, and professional fees are excluded from the Historical Summary.

F-147

INDEPENDENT AUDITORS' REPORT

The Board of Directors
Inland Western Retail Real Estate Trust, Inc.

We have audited the accompanying Historical Summary of Gross Income and Direct Operating Expenses ("Historical Summary") of North Rivers Town Center ("the Property") for the period of October 1, 2003 (commencement of operations) to

Edgar Filing: INLAND WESTERN RETAIL REAL ESTATE TRUST INC - Form POS AM

December 31, 2003. This Historical Summary is the responsibility of management of Inland Western Retail Real Estate Trust, Inc. Our responsibility is to express an opinion on the Historical Summary based on our audit.

We conducted our audit in accordance with auditing standards generally accepted in the United States of America. Those standards require that we plan and perform the audit to obtain reasonable assurance about whether the Historical Summary is free of material misstatement. An audit includes examining, on a test basis, evidence supporting the amounts and disclosures in the Historical Summary. An audit also includes assessing the accounting principles used and significant estimates made by management, as well as evaluating the overall presentation of the Historical Summary. We believe that our audit provides a reasonable basis for our opinion.

The accompanying Historical Summary was prepared for the purpose of complying with the rules and regulations of the Securities and Exchange Commission and for inclusion in Post-Effective Amendment No 4 to the Registration Statement on Form S-11 of Inland Western Retail Real Estate Trust, Inc., as described in Note 2. It is not intended to be a complete presentation of the Property's revenues and expenses.

In our opinion, the Historical Summary referred to above presents fairly, in all material respects, the gross income and direct operating expenses described in Note 2 of North Rivers Town Center for the period of October 1, 2003 (commencement of operations) to December 31, 2003, in conformity with accounting principles generally accepted in the United States of America.

KPMG LLP

Chicago, Illinois
May 25, 2004

F-148

NORTH RIVERS TOWN CENTER
Historical Summary of Gross Income and Direct Operating Expenses
For the period of October 1, 2003 (commencement of operations) to December 31,
2003 and the three months ended March 31, 2004
(unaudited)

| | For the three months ended March 31, 2004 | For Oct (com ope Dece |
|--|---|-----------------------------------|
| | ----- (unaudited) | |
| Gross income: | | |
| Base rental income | \$ 475,837 | |
| Operating expense and real estate tax recoveries | 41,591 | |
| | ----- | |
| Total gross income | 517,428 | |
| | ----- | |
| Direct operating expenses: | | |
| Operating expenses | | 38,133 |

Edgar Filing: INLAND WESTERN RETAIL REAL ESTATE TRUST INC - Form POS AM

| | |
|---|------------|
| Real estate taxes | 12,136 |
| | ----- |
| Total direct operating expenses | 50,269 |
| | ----- |
| Excess of gross income over direct operating expenses | \$ 467,159 |
| | ===== |

See accompanying notes to historical summary of gross income and direct operating expense.

F-149

NORTH RIVERS TOWN CENTER

Notes to Historical Summary of Gross Income and Direct Operating Expenses
For the period of October 1, 2003 (commencement of operations) to December 31, 2003 and the three months ended March 31, 2004 (unaudited)

(1) Business

North Rivers Town Center (the Property) is located in Charleston, South Carolina. The Property consists of approximately 141,167 square feet of gross leasable area and was 53% occupied at December 31, 2003. The Property is leased to six tenants of which three account for approximately 82% of base rental revenue for the year ended December 31, 2003. On April 27, 2004, Inland Western Retail Real Estate Trust, Inc. ("IWRRETI") acquired the Property from an unaffiliated third-party seller.

(2) Basis of Presentation

The Historical Summary of Gross Income and Direct Operating Expenses ("Historical Summary") has been prepared for the purpose of complying with Rule 3-14 of the Securities and Exchange Commission Regulation S-X and for inclusion in Post-Effective Amendment No. 4 to the Registration Statement on Form S-11 of IWRRETI and is not intended to be a complete presentation of the Property's revenues and expenses. The Historical Summary has been prepared on the accrual basis of accounting and requires management of the Property to make estimates and assumptions that affect the reported amounts of the revenues and expenses during the reporting period. Actual results may differ from those estimates.

All adjustments necessary for a fair presentation have been made to the accompanying unaudited amounts for the three months ended March 31, 2004.

(3) Gross Income

The Property leases retail space under various lease agreements with its tenants. All leases are accounted for as operating leases. The leases include provisions under which the Property is reimbursed for common area, real estate, and insurance costs. Revenue related to these reimbursed costs is recognized in the period the applicable costs are incurred and billed to tenants pursuant to the lease agreements. Certain leases contain renewal options at various periods at various rental rates. Certain of the leases contain provision for contingent rentals. Recognition of contingent rental income is deferred until the target that triggers the contingent rental income is achieved. No contingent rent was earned during the year ended December 31, 2003.

The Property has one ground lease that is classified as an operating lease with terms extending through January 2014. Total ground lease income was \$20,097 and is included in base rental income in the accompanying Historical Summary for the

Edgar Filing: INLAND WESTERN RETAIL REAL ESTATE TRUST INC - Form POS AM

year ended December 31, 2003.

Although certain leases may provide for tenant occupancy during periods for which no rent is due and/or increases exist in minimum lease payments over the term of the lease, rental income accrues for the full period of occupancy on a straight-line basis. Related adjustments increased base rental income by \$3,583 for the year ended December 31, 2003.

F-150

NORTH RIVERS TOWN CENTER

Notes to Historical Summary of Gross Income and Direct Operating Expenses
For the period of October 1, 2003 (commencement of operations) to December 31, 2003 and the three months ended March 31, 2004 (continued) (unaudited)

Minimum rents to be received from tenants under operating leases which terms range from three to ten years, in effect at December 31, 2003, are as follows:

| YEAR | TOTAL |
|------------|---------------|
| 2004 | \$ 1,507,058 |
| 2005 | 1,635,570 |
| 2006 | 1,647,145 |
| 2007 | 1,627,461 |
| 2008 | 1,616,978 |
| Thereafter | 7,128,154 |
| | ----- |
| | \$ 15,162,366 |
| | ===== |

(4) Direct Operating Expenses

Direct operating expenses include only those costs expected to be comparable to the proposed future operations of the Property. Repairs and maintenance expenses are charged to operations as incurred. Costs such as depreciation, amortization, management fees, interest expense related to mortgage debt not assumed, and professional fees are excluded from the Historical Summary.

F-151

INDEPENDENT AUDITORS' REPORT

The Board of Directors
Inland Western Retail Real Estate Trust, Inc.

We have audited the accompanying Historical Summary of Gross Income and Direct Operating Expenses ("Historical Summary") of Arvada Marketplace and Connection ("the Property") for the year ended December 31, 2003. This Historical Summary is the responsibility of management of Inland Western Retail Real Estate Trust, Inc. Our responsibility is to express an opinion on the Historical Summary based on our audit.

We conducted our audit in accordance with auditing standards generally accepted in the United States of America. Those standards require that we plan and perform the audit to obtain reasonable assurance about whether the Historical

Edgar Filing: INLAND WESTERN RETAIL REAL ESTATE TRUST INC - Form POS AM

Summary is free of material misstatement. An audit includes examining, on a test basis, evidence supporting the amounts and disclosures in the Historical Summary. An audit also includes assessing the accounting principles used and significant estimates made by management, as well as evaluating the overall presentation of the Historical Summary. We believe that our audit provides a reasonable basis for our opinion.

The accompanying Historical Summary was prepared for the purpose of complying with the rules and regulations of the Securities and Exchange Commission and for inclusion in Post-Effective Amendment No 4 to the Registration Statement on Form S-11 of Inland Western Retail Real Estate Trust, Inc., as described in note 2. It is not intended to be a complete presentation of the Property's revenues and expenses.

In our opinion, the Historical Summary referred to above presents fairly, in all material respects, the gross income and direct operating expenses described in note 2 of Arvada Marketplace and Connection for the year ended December 31, 2003, in conformity with accounting principles generally accepted in the United States of America.

KPMG LLP

Chicago, Illinois
June 8, 2004

F-152

ARVADA MARKETPLACE AND CONNECTION

Historical Summary of Gross Income and Direct Operating Expenses
For the year ended December 31, 2003 and the three months ended March 31, 2004
(unaudited)

| | For the three months ended March 31, 2004 | Fo Dece |
|---|---|------------|
| | ----- (unaudited) | |
| Gross income: | | |
| Base rental income | \$ 864,350 | |
| Contingent rent | - | |
| Operating expense and real estate tax recoveries | 271,869 | |
| | ----- | |
| Total gross income | 1,136,219 | |
| | ----- | |
| Direct operating expenses: | | |
| Operating expenses | 123,217 | |
| Real estate taxes | 276,372 | |
| Insurance | 8,660 | |
| | ----- | |
| Total direct operating expenses | 408,249 | |
| | ----- | |
| Excess of gross income over direct operating expenses | \$ 727,970 | |
| | ===== | |

See accompanying notes to historical summary of gross income and direct operating expense.

F-153

ARVADA MARKETPLACE AND CONNECTION

Notes to Historical Summary of Gross Income and Direct Operating Expenses
For the year ended December 31, 2003 and the three months ended March 31, 2004
(unaudited)

(1) Business

Arvada Marketplace and Connection ("the Property") is located in Arvada, Colorado. The Property consists of approximately 528,000 square feet of gross leasable area and was approximately 67% occupied at December 31, 2003. The Property is leased to four tenants that account for approximately 53% of base rental revenue for the year ended December 31, 2003. On April 29, 2004, Inland Western Retail Real Estate Trust, Inc. ("IWRRETI") acquired the Property from an unaffiliated third-party seller.

(2) Basis of Presentation

The Historical Summary of Gross Income and Direct Operating Expenses ("Historical Summary") has been prepared for the purpose of complying with Rule 3-14 of the Securities and Exchange Commission Regulation S-X and for inclusion in Post-Effective Amendment No. 4 to the Registration Statement on Form S-11 of IWRRETI and is not intended to be a complete presentation of the Property's revenues and expenses. The Historical Summary has been prepared on the accrual basis of accounting and requires management of the Property to make estimates and assumptions that affect the reported amounts of the revenues and expenses during the reporting period. Actual results may differ from those estimates.

All adjustments necessary for a fair presentation have been made to the accompanying unaudited amounts for the three months ended March 31, 2004.

(3) Gross Income

The Property leases retail space under various lease agreements with its tenants. All leases are accounted for as operating leases. The leases include provisions under which the Property is reimbursed for common area, real estate, and insurance costs. Revenue related to these reimbursed costs is recognized in the period the applicable costs are incurred and billed to tenants pursuant to the lease agreements. Certain leases contain renewal options at various periods at various rental rates. Certain of the leases contain provision for contingent rentals. Recognition of contingent rental income is deferred until the target that triggers the contingent rental income is achieved. Contingent rent of \$152,934 was earned during the year ended December 31, 2003.

Although certain leases may provide for tenant occupancy during periods for which no rent is due and/or increases exist in minimum lease payments over the term of the lease, rental income accrues for the full period of occupancy on a straight-line basis. Related adjustments increased base rental income by \$482 for the year ended December 31, 2003.

F-154

ARVADA MARKETPLACE AND CONNECTION

Notes to Historical Summary of Gross Income and Direct Operating Expenses

Edgar Filing: INLAND WESTERN RETAIL REAL ESTATE TRUST INC - Form POS AM

For the year ended December 31, 2003 and the three months ended March 31, 2004
(unaudited)
(continued)

Minimum rents to be received from tenants under operating leases which terms range from three to twenty years, in effect at December 31, 2003, are as follows:

| YEAR | TOTAL |
|------------|---------------|
| 2004 | \$ 3,451,409 |
| 2005 | 3,315,310 |
| 2006 | 3,049,468 |
| 2007 | 2,882,800 |
| 2008 | 2,210,180 |
| Thereafter | 5,724,575 |
| | ----- |
| | \$ 20,633,742 |
| | ===== |

(4) Direct Operating Expenses

Direct operating expenses include only those costs expected to be comparable to the proposed future operations of the Property. Repairs and maintenance expenses are charged to operations as incurred. Costs such as depreciation, amortization, management fees, interest expense related to mortgage debt not assumed, and professional fees are excluded from the Historical Summary.

F-155

INDEPENDENT AUDITORS' REPORT

The Board of Directors
Inland Western Retail Real Estate Trust, Inc.

We have audited the accompanying Historical Summary of Gross Income and Direct Operating Expenses ("Historical Summary") of Eastwood Town Center ("the Property") for the year ended December 31, 2003. This Historical Summary is the responsibility of management of Inland Western Retail Real Estate Trust, Inc. Our responsibility is to express an opinion on the Historical Summary based on our audit.

We conducted our audit in accordance with auditing standards generally accepted in the United States of America. Those standards require that we plan and perform the audit to obtain reasonable assurance about whether the Historical Summary is free of material misstatement. An audit includes examining, on a test basis, evidence supporting the amounts and disclosures in the Historical Summary. An audit also includes assessing the accounting principles used and significant estimates made by management, as well as evaluating the overall presentation of the Historical Summary. We believe that our audit provides a reasonable basis for our opinion.

The accompanying Historical Summary was prepared for the purpose of complying with the rules and regulations of the Securities and Exchange Commission and for inclusion in Post-Effective Amendment No 4 to the Registration Statement on Form S-11 of Inland Western Retail Real Estate Trust, Inc., as described in note 2.

Edgar Filing: INLAND WESTERN RETAIL REAL ESTATE TRUST INC - Form POS AM

It is not intended to be a complete presentation of the Property's revenues and expenses.

In our opinion, the Historical Summary referred to above presents fairly, in all material respects, the gross income and direct operating expenses described in note 2 of Eastwood Town Center for the year ended December 31, 2003, in conformity with accounting principles generally accepted in the United States of America.

KPMG LLP

Chicago, Illinois
June 8, 2004

F-156

EASTWOOD TOWN CENTER
Historical Summary of Gross Income and Direct Operating Expenses
For the year ended December 31, 2003 and the three months ended March 31, 2004
(unaudited)

| | For the three months ended March 31, 2004 | Fo Dece |
|---|---|------------|
| | ----- (unaudited) | ----- |
| Gross income: | | |
| Base rental income | \$ 1,652,801 | |
| Contingent rent | - | |
| Operating expense and real estate tax recoveries | 281,464 | |
| | ----- | ----- |
| Total gross income | 1,934,265 | |
| | ----- | ----- |
| Direct operating expenses: | | |
| Operating expenses | 286,259 | |
| Real estate taxes | 58,697 | |
| Insurance | 40,338 | |
| | ----- | ----- |
| Total direct operating expenses | 385,294 | |
| | ----- | ----- |
| Excess of gross income over direct operating expenses | \$ 1,548,971 | |
| | ===== | ===== |

See accompanying notes to historical summary of gross income and direct operating expense.

F-157

EASTWOOD TOWN CENTER
Notes to Historical Summary of Gross Income and Direct Operating Expenses
For the year ended December 31, 2003 and the three months ended March 31, 2004

Edgar Filing: INLAND WESTERN RETAIL REAL ESTATE TRUST INC - Form POS AM

(unaudited)

(1) Business

Eastwood Town Center (the Property) is located in Lansing, Michigan. The Property consists of approximately 334,500 square feet of gross leasable area and was approximately 98% occupied at December 31, 2003. The Property is leased to four tenants that account for approximately 19% of base rental revenue for the year ended December 31, 2003. On May 13, 2004, Inland Western Retail Real Estate Trust, Inc. ("IWRRETI") acquired the Property from an unaffiliated third-party seller.

(2) Basis of Presentation

The Historical Summary of Gross Income and Direct Operating Expenses ("Historical Summary") has been prepared for the purpose of complying with Rule 3-14 of the Securities and Exchange Commission Regulation S-X and for inclusion in Post-Effective Amendment No. 4 to the Registration Statement on Form S-11 of IWRRETI and is not intended to be a complete presentation of the Property's revenues and expenses. The Historical Summary has been prepared on the accrual basis of accounting and requires management of the Property to make estimates and assumptions that affect the reported amounts of the revenues and expenses during the reporting period. Actual results may differ from those estimates.

All adjustments necessary for a fair presentation have been made to the accompanying unaudited amounts for the three months ended March 31, 2004.

(3) Gross Income

The Property leases retail space under various lease agreements with its tenants. All leases are accounted for as operating leases. The leases include provisions under which the Property is reimbursed for common area, real estate, and insurance costs. Revenue related to these reimbursed costs is recognized in the period the applicable costs are incurred and billed to tenants pursuant to the lease agreements. Certain leases contain renewal options at various periods at various rental rates. Certain of the leases contain provision for contingent rentals. Recognition of contingent rental income is deferred until the target that triggers the contingent rental income is achieved. Contingent rent of \$10,123 was earned during the year ended December 31, 2003.

In addition, rental income includes \$135,059 of rent from one tenant that pays monthly rent based upon a percentage of monthly sales in lieu of minimum rents provided in the lease. The minimum rents schedule below excludes such tenant.

Although certain leases may provide for tenant occupancy during periods for which no rent is due and/or increases exist in minimum lease payments over the term of the lease, rental income accrues for the full period of occupancy on a straight-line basis. Related adjustments increased base rental income by \$236,890 for the year ended December 31, 2003.

F-158

EASTWOOD TOWN CENTER

Notes to Historical Summary of Gross Income and Direct Operating Expenses
For the year ended December 31, 2003 and the three months ended March 31, 2004
(unaudited)
(continued)

Minimum rents to be received from tenants under operating leases which terms range from five to fifteen years, in effect at December 31, 2003, are as follows:

| YEAR | TOTAL |
|------------|---------------|
| 2004 | \$ 6,347,034 |
| 2005 | 6,364,074 |
| 2006 | 6,389,942 |
| 2007 | 6,409,218 |
| 2008 | 6,354,825 |
| Thereafter | 31,443,155 |
| | ----- |
| | \$ 63,308,248 |
| | ===== |

(4) Direct Operating Expenses

Direct operating expenses include only those costs expected to be comparable to the proposed future operations of the Property. Repairs and maintenance expenses are charged to operations as incurred. Costs such as depreciation, amortization, management fees, interest expense related to mortgage debt not assumed, and professional fees are excluded from the Historical Summary.

F-159

INDEPENDENT AUDITORS' REPORT

The Board of Directors
Inland Western Retail Real Estate Trust, Inc.

We have audited the accompanying Historical Summary of Gross Income and Direct Operating Expenses ("Historical Summary") of Watauga Pavilion ("the Property") for the period of August 15, 2003 (commencement of operations) to December 31, 2003. This Historical Summary is the responsibility of management of Inland Western Retail Real Estate Trust, Inc. Our responsibility is to express an opinion on the Historical Summary based on our audit.

We conducted our audit in accordance with auditing standards generally accepted in the United States of America. Those standards require that we plan and perform the audit to obtain reasonable assurance about whether the Historical Summary is free of material misstatement. An audit includes examining, on a test basis, evidence supporting the amounts and disclosures in the Historical Summary. An audit also includes assessing the accounting principles used and significant estimates made by management, as well as evaluating the overall presentation of the Historical Summary. We believe that our audit provides a reasonable basis for our opinion.

The accompanying Historical Summary was prepared for the purpose of complying with the rules and regulations of the Securities and Exchange Commission and for inclusion in Post-Effective Amendment No 4 to the Registration Statement on Form S-11 of Inland Western Retail Real Estate Trust, Inc., as described in note 2. It is not intended to be a complete presentation of the Property's revenues and expenses.

In our opinion, the Historical Summary referred to above presents fairly, in all material respects, the gross income and direct operating expenses described in note 2 of Watauga Pavilion for the period of August 15, 2003 (commencement of operations) to December 31, 2003, in conformity with accounting principles

Edgar Filing: INLAND WESTERN RETAIL REAL ESTATE TRUST INC - Form POS AM

generally accepted in the United States of America.

KPMG LLP

Chicago, Illinois
May 28, 2004

F-160

WATAUGA PAVILION

Historical Summary of Gross Income and Direct Operating Expenses
For the period of August 15, 2003 (commencement of operations) to December 31,
2003 and the three months ended March 31, 2004
(unaudited)

| | For the three months ended March 31, 2004 | For t Augu Dec |
|---|---|----------------------|
| | ----- (unaudited) | |
| Gross income: | | |
| Base rental income | \$ 547,045 | |
| Operating expense and real estate tax recoveries | 122,473 | |
| | ----- | |
| Total gross income | 669,518 | |
| | ----- | |
| Direct operating expenses: | | |
| Operating expenses | 28,568 | |
| Real estate taxes | 129,422 | |
| Insurance | 9,446 | |
| | ----- | |
| Total direct operating expenses | 167,436 | |
| | ----- | |
| Excess of gross income over direct operating expenses | \$ 502,082 | |
| | ===== | |

See accompanying notes to historical summary of gross income and direct operating expense.

F-161

WATAUGA PAVILION

Notes to Historical Summary of Gross Income and Direct Operating Expenses
For the period August 15, 2003 (commencement of operations) to December 31, 2003
and the three months ended March 31, 2004 (unaudited)

(1) Business

Watauga Pavilion (the Property) is located in Watauga, Texas. The Property consists of approximately 205,575 square feet of gross leasable area and was 93% leased and 43% occupied at December 31, 2003. The Property is leased to three

Edgar Filing: INLAND WESTERN RETAIL REAL ESTATE TRUST INC - Form POS AM

tenants that account for approximately 49% of base rental revenue for the period of August 15, 2003 (commencement of operations) to December 31, 2003. On May 21, 2004, Inland Western Retail Real Estate Trust, Inc. ("IWRRETI") acquired the Property.

Watauga Pavilion was under construction during 2003 and commenced operations August 15, 2003, with a portion of the Property's gross leasable area (representing approximately 88,300 square feet) complete as of December 31, 2003. The remaining portion of the Property's gross leasable area (representing the remaining approximately 117,275 square feet) is under construction and scheduled to be completed during 2004.

(2) Basis of Presentation

The Historical Summary of Gross Income and Direct Operating Expenses ("Historical Summary") has been prepared for the purpose of complying with Rule 3-14 of the Securities and Exchange Commission Regulation S-X and for inclusion in Post-Effective Amendment No. 4 to the Registration Statement on Form S-11 of IWRRETI and is not intended to be a complete presentation of the Property's revenues and expenses. The Historical Summary has been prepared on the accrual basis of accounting and requires management of the Property to make estimates and assumptions that affect the reported amounts of the revenues and expenses during the reporting period. Actual results may differ from those estimates.

All adjustments necessary for a fair presentation have been made to the accompanying unaudited amounts for the three months ended March 31, 2004.

(3) Gross Income

The Property leases retail space under various lease agreements with its tenants. All leases are accounted for as operating leases. The leases include provisions under which the Property is reimbursed for common area, real estate, and insurance costs. Revenue related to these reimbursed costs is recognized in the period the applicable costs are incurred and billed to tenants pursuant to the lease agreements. Certain leases contain renewal options at various periods at various rental rates. Certain of the leases contain provision for contingent rentals. Recognition of contingent rental income is deferred until the target that triggers the contingent rental income is achieved. No contingent rent was earned during the period from August 15, 2003 (commencement of operations) to December 31, 2003.

Although certain leases may provide for tenant occupancy during periods for which no rent is due and/or increases exist in minimum lease payments over the term of the lease, rental income accrues for the full period of occupancy on a straight-line basis. Related adjustments increased base rental income by \$157,979 for the period from August 15, 2003 (commencement of operations) to December 31, 2003.

F-162

WATAUGA PAVILION-

Notes to Historical Summary of Gross Income and Direct Operating Expenses
For the period August 15, 2003 (commencement of operations) to December 31, 2003
and the three months ended March 31, 2004 (unaudited)
(continued)

Minimum rents to be received from tenants under operating leases which terms range from five to fifteen years, in effect at December 31, 2003, are as follows:

| YEAR | TOTAL |
|------------|---------------|
| 2004 | \$ 1,778,694 |
| 2005 | 2,311,353 |
| 2006 | 2,311,555 |
| 2007 | 2,312,565 |
| 2008 | 2,308,121 |
| Thereafter | 12,657,110 |
| | ----- |
| | \$ 23,679,398 |
| | ===== |

(4) Direct Operating Expenses

Direct operating expenses include only those costs expected to be comparable to the proposed future operations of the Property. Repairs and maintenance expenses are charged to operations as incurred. Costs such as depreciation, amortization, management fees, interest expense related to mortgage debt not assumed, and professional fees are excluded from the Historical Summary.

F-163

INDEPENDENT AUDITORS' REPORT

The Board of Directors
Inland Western Retail Real Estate Trust, Inc.

We have audited the accompanying Historical Summary of Gross Income and Direct Operating Expenses ("Historical Summary") of Northpointe Plaza ("the Property") for the year ended December 31, 2003. This Historical Summary is the responsibility of management of Inland Western Retail Real Estate Trust, Inc. Our responsibility is to express an opinion on the Historical Summary based on our audit.

We conducted our audit in accordance with auditing standards generally accepted in the United States of America. Those standards require that we plan and perform the audit to obtain reasonable assurance about whether the Historical Summary is free of material misstatement. An audit includes examining, on a test basis, evidence supporting the amounts and disclosures in the Historical Summary. An audit also includes assessing the accounting principles used and significant estimates made by management, as well as evaluating the overall presentation of the Historical Summary. We believe that our audit provides a reasonable basis for our opinion.

The accompanying Historical Summary was prepared for the purpose of complying with the rules and regulations of the Securities and Exchange Commission and for inclusion in Post-Effective Amendment No 4 to the Registration Statement on Form S-11 of Inland Western Retail Real Estate Trust, Inc., as described in note 2. It is not intended to be a complete presentation of the Property's revenues and expenses.

In our opinion, the Historical Summary referred to above presents fairly, in all material respects, the gross income and direct operating expenses described in note 2 of Northpointe Plaza for the year ended December 31, 2003, in conformity with accounting principles generally accepted in the United States of America.

Edgar Filing: INLAND WESTERN RETAIL REAL ESTATE TRUST INC - Form POS AM

KPMG LLP

Chicago, Illinois
June 7, 2004

F-164

NORTHPOINTE PLAZA

Historical Summary of Gross Income and Direct Operating Expenses
For the year ended December 31, 2003 and the three months ended March 31, 2004
(unaudited)

| | For the three months ended March 31, 2004 ----- (unaudited) | Fo Dece |
|---|---|------------|
| Gross income: | | |
| Base rental income | \$ 1,019,796 | |
| | - | |
| Operating expense and real estate tax recoveries | 315,392 | |
| | ----- | |
| Total gross income | 1,335,188 | |
| | ----- | |
| Direct operating expenses: | | |
| Operating expenses | 159,522 | |
| Real estate taxes | 165,847 | |
| Insurance | 22,687 | |
| | ----- | |
| Total direct operating expenses | 348,056 | |
| | ----- | |
| Excess of gross income over direct operating expenses | \$ 987,132 | |
| | ===== | |

See accompanying notes to historical summary of gross income and direct operating expense.

F-165

NORTHPOINTE PLAZA

Notes to Historical Summary of Gross Income and Direct Operating Expenses
For the year ended December 31, 2003 and the three months ended March 31, 2004
(unaudited)

(1) Business

Northpointe Plaza (the Property) is located in Spokane, Washington. The Property consists of approximately 484,000 square feet of gross leasable area and was approximately 99.8% occupied at December 31, 2003. The Property is leased to four tenants that account for approximately 53% of base rental revenue for the year ended December 31, 2003. On May 28, 2004, Inland Western Retail Real Estate Trust, Inc. ("IWRRETI") acquired the Property from an unaffiliated third-party

Edgar Filing: INLAND WESTERN RETAIL REAL ESTATE TRUST INC - Form POS AM

seller.

(2) Basis of Presentation

The Historical Summary of Gross Income and Direct Operating Expenses ("Historical Summary") has been prepared for the purpose of complying with Rule 3-14 of the Securities and Exchange Commission Regulation S-X and for inclusion in Post-Effective Amendment No. 4 to the Registration Statement on Form S-11 of IWRRETI and is not intended to be a complete presentation of the Property's revenues and expenses. The Historical Summary has been prepared on the accrual basis of accounting and requires management of the Property to make estimates and assumptions that affect the reported amounts of the revenues and expenses during the reporting period. Actual results may differ from those estimates.

All adjustments necessary for a fair presentation have been made to the accompanying unaudited amounts for the three months ended March 31, 2004.

(3) Gross Income

The Property leases retail space under various lease agreements with its tenants. All leases are accounted for as operating leases. The leases include provisions under which the Property is reimbursed for common area, real estate, and insurance costs. Revenue related to these reimbursed costs is recognized in the period the applicable costs are incurred and billed to tenants pursuant to the lease agreements. Certain leases contain renewal options at various periods at various rental rates. Certain of the leases contain provision for contingent rentals. Recognition of contingent rental income is deferred until the target that triggers the contingent rental income is achieved. Contingent rent of \$554,354 was earned during the year ended December 31, 2003.

Although certain leases may provide for tenant occupancy during periods for which no rent is due and/or increases exist in minimum lease payments over the term of the lease, rental income accrues for the full period of occupancy on a straight-line basis. Related adjustments increased base rental income by \$62,126 for the year ended December 31, 2003.

Gross income excludes lease termination income as such amounts are not comparable to the proposed future operations of the Property.

F-166

NORTHPOINTE PLAZA

Notes to Historical Summary of Gross Income and Direct Operating Expenses
For the year ended December 31, 2003 and the three months ended March 31, 2004
(unaudited)
(continued)

Minimum rents to be received from tenants under operating leases which terms range from one to fourteen years, in effect at December 31, 2003, are as follows:

| YEAR | TOTAL |
|------|--------------|
| 2004 | \$ 4,035,578 |
| 2005 | 3,915,240 |
| 2006 | 3,581,719 |
| 2007 | 3,388,281 |
| 2008 | 3,338,415 |

Edgar Filing: INLAND WESTERN RETAIL REAL ESTATE TRUST INC - Form POS AM

| | |
|------------|------------|
| Thereafter | 18,175,030 |
| | ----- |
| \$ | 36,434,263 |
| | ===== |

(4) Direct Operating Expenses

Direct operating expenses include only those costs expected to be comparable to the proposed future operations of the Property. Repairs and maintenance expenses are charged to operations as incurred. Costs such as depreciation, amortization, management fees, interest expense related to mortgage debt not assumed, and professional fees are excluded from the Historical Summary.

F-167

INDEPENDENT AUDITORS' REPORT

The Board of Directors
Inland Western Retail Real Estate Trust, Inc.

We have audited the accompanying Historical Summary of Gross Income and Direct Operating Expenses ("Historical Summary") of Plaza Santa Fe II ("the Property") for the year ended December 31, 2003. This Historical Summary is the responsibility of management of Inland Western Retail Real Estate Trust, Inc. Our responsibility is to express an opinion on the Historical Summary based on our audit.

We conducted our audit in accordance with auditing standards generally accepted in the United States of America. Those standards require that we plan and perform the audit to obtain reasonable assurance about whether the Historical Summary is free of material misstatement. An audit includes examining, on a test basis, evidence supporting the amounts and disclosures in the Historical Summary. An audit also includes assessing the accounting principles used and significant estimates made by management, as well as evaluating the overall presentation of the Historical Summary. We believe that our audit provides a reasonable basis for our opinion.

The accompanying Historical Summary was prepared for the purpose of complying with the rules and regulations of the Securities and Exchange Commission and for inclusion in Post-Effective Amendment No 4 to the Registration Statement on Form S-11 of Inland Western Retail Real Estate Trust, Inc., as described in note 2. It is not intended to be a complete presentation of the Property's revenues and expenses.

In our opinion, the Historical Summary referred to above presents fairly, in all material respects, the gross income and direct operating expenses described in note 2 of Plaza Santa Fe II for the year ended December 31, 2003, in conformity with accounting principles generally accepted in the United States of America.

KPMG LLP

Chicago, Illinois
May 25, 2004

F-168

PLAZA SANTA FE II

Edgar Filing: INLAND WESTERN RETAIL REAL ESTATE TRUST INC - Form POS AM

Historical Summary of Gross Income and Direct Operating Expenses
For the year ended December 31, 2003 and the three months ended March 31, 2004
(unaudited)

| | For the three months ended March 31, 2004 | Fo Dece |
|---|---|------------|
| | ----- (unaudited) | |
| Gross income: | | |
| Base rental income | \$ 811,853 | |
| Operating expense and real estate tax recoveries | 104,886 | |
| | ----- | |
| Total gross income | 916,739 | |
| | ----- | |
| Direct operating expenses: | | |
| Operating expenses | 52,703 | |
| Ground rent expense | 107,411 | |
| Real estate taxes | 33,162 | |
| Insurance | 23,321 | |
| Interest | 273,764 | |
| | ----- | |
| Total direct operating expenses | 490,361 | |
| | ----- | |
| Excess of gross income over direct operating expenses | \$ 426,378 | |
| | ===== | |

See accompanying notes to historical summary of gross income and direct operating expense.

F-169

PLAZA SANTA FE II

Notes to Historical Summary of Gross Income and Direct Operating Expenses
For the year ended December 31, 2003 and the three months ended March 31, 2004
(unaudited)

(1) Business

Plaza Santa Fe II (the Property) is located in Santa Fe, New Mexico. The Property consists of approximately 222,400 square feet of gross leasable area and was approximately 98% occupied at December 31, 2003. The Property is leased to four tenants that account for approximately 49% of base rental revenue for the year ended December 31, 2003. On June 1, 2004, Inland Western Retail Real Estate Trust, Inc. ("IWRRETI") acquired the Property from an unaffiliated third-party seller.

(2) Basis of Presentation

The Historical Summary of Gross Income and Direct Operating Expenses ("Historical Summary") has been prepared for the purpose of complying with Rule 3-14 of the Securities and Exchange Commission Regulation S-X and for inclusion in Post-Effective Amendment No. 4 to the Registration Statement on Form S-11 of

Edgar Filing: INLAND WESTERN RETAIL REAL ESTATE TRUST INC - Form POS AM

IWRRETI and is not intended to be a complete presentation of the Property's revenues and expenses. The Historical Summary has been prepared on the accrual basis of accounting and requires management of the Property to make estimates and assumptions that affect the reported amounts of the revenues and expenses during the reporting period. Actual results may differ from those estimates.

All adjustments necessary for a fair presentation have been made to the accompanying unaudited amounts for the three months ended March 31, 2004.

(3) Gross Income

The Property leases retail space under various lease agreements with its tenants. All leases are accounted for as operating leases. The leases include provisions under which the Property is reimbursed for common area, real estate, and insurance costs. Revenue related to these reimbursed costs is recognized in the period the applicable costs are incurred and billed to tenants pursuant to the lease agreements. Certain leases contain renewal options at various periods at various rental rates. Certain of the leases contain provision for contingent rentals. Recognition of contingent rental income is deferred until the target that triggers the contingent rental income is achieved. No contingent rent was earned during the year ended December 31, 2003.

Although certain leases may provide for tenant occupancy during periods for which no rent is due and/or increases exist in minimum lease payments over the term of the lease, rental income accrues for the full period of occupancy on a straight-line basis. Related adjustments increased base rental income by \$81,729 for the year ended December 31, 2003.

F-170

PLAZA SANTA FE II

Notes to Historical Summary of Gross Income and Direct Operating Expenses
For the year ended December 31, 2003 and the three months ended March 31, 2004
(unaudited)
(continued)

Minimum rents to be received from tenants under operating leases which terms range from three to fifteen years, in effect at December 31, 2003, are as follows:

| YEAR | TOTAL |
|------------|---------------|
| ----- | |
| 2004 | \$ 3,161,371 |
| 2005 | 3,123,383 |
| 2006 | 3,007,686 |
| 2007 | 2,947,969 |
| 2008 | 2,859,712 |
| Thereafter | 15,738,974 |
| ----- | |
| | \$ 30,839,095 |
| ===== | |

(4) Direct Operating Expenses

Direct operating expenses include only those costs expected to be comparable to the proposed future operations of the Property. Repairs and maintenance expenses

Edgar Filing: INLAND WESTERN RETAIL REAL ESTATE TRUST INC - Form POS AM

are charged to operations as incurred. Costs such as depreciation, amortization, management fees, interest expense related to mortgage debt not assumed, and professional fees are excluded from the Historical Summary.

The property is subject to a ground lease with annual payments, payable to an unaffiliated third party of \$375,000 until November 30, 2010, \$431,250 until November 30, 2020 and \$495,938 until maturity. The ground lease matures in 2023. Although the ground lease provided for increases in minimum rent payments over the term of the lease, ground lease expense accrues on a straight-line basis. The related adjustment increased ground rent expense by approximately \$55,000 for the year ended December 31, 2003.

Minimum rents to be paid to the unaffiliated third party under the ground lease in effect at December 31, 2003 are as follows:

| YEAR | TOTAL |
|------------|---------------|
| 2004 | \$ 375,000 |
| 2005 | 375,000 |
| 2006 | 375,000 |
| 2007 | 375,000 |
| 2008 | 375,000 |
| Thereafter | 8,998,750 |
| | ----- |
| | \$ 10,873,750 |
| | ===== |

(5) Interest Expense

Inland Western Retail Real Estate Trust, Inc. assumed a \$17,600,000 mortgage loan secured by the Property in connection with the acquisition. The mortgage loan bears a fixed interest rate of 6.2%, payable in monthly installments of principal and interest, and matures on December 1, 2012.

F-171

INDEPENDENT AUDITORS' REPORT

The Board of Directors
Inland Western Retail Real Estate Trust, Inc.

We have audited the accompanying Historical Summary of Gross Income and Direct Operating Expenses ("Historical Summary") of Pine Ridge Plaza ("the Property") for the year ended December 31, 2003. This Historical Summary is the responsibility of management of Inland Western Retail Real Estate Trust, Inc. Our responsibility is to express an opinion on the Historical Summary based on our audit.

We conducted our audit in accordance with auditing standards generally accepted in the United States of America. Those standards require that we plan and perform the audit to obtain reasonable assurance about whether the Historical Summary is free of material misstatement. An audit includes examining, on a test basis, evidence supporting the amounts and disclosures in the Historical Summary. An audit also includes assessing the accounting principles used and significant estimates made by management, as well as evaluating the overall presentation of the Historical Summary. We believe that our audit provides a

Edgar Filing: INLAND WESTERN RETAIL REAL ESTATE TRUST INC - Form POS AM

reasonable basis for our opinion.

The accompanying Historical Summary was prepared for the purpose of complying with the rules and regulations of the Securities and Exchange Commission and for inclusion in Post-Effective Amendment No 4 to the Registration Statement on Form S-11 of Inland Western Retail Real Estate Trust, Inc., as described in note 2. It is not intended to be a complete presentation of the Property's revenues and expenses.

In our opinion, the Historical Summary referred to above presents fairly, in all material respects, the gross income and direct operating expenses described in note 2 of Pine Ridge Plaza for the year ended December 31, 2003, in conformity with accounting principles generally accepted in the United States of America.

KPMG LLP

Chicago, Illinois
June 7, 2004

F-172

PINE RIDGE PLAZA
Historical Summary of Gross Income and Direct Operating Expenses
For the year ended December 31, 2003 and the three months ended March 31, 2004
(unaudited)

| | For the three months ended March 31, 2004 | Fo Dece |
|---|---|------------|
| | ----- (unaudited) | |
| Gross income: | | |
| Base rental income | \$ 360,937 | |
| Operating expense and real estate tax recoveries | 102,740 | |
| | ----- | |
| Total gross income | 463,677 | |
| | ----- | |
| Direct operating expenses: | | |
| Operating expenses | 40,336 | |
| Real estate taxes | 76,980 | |
| Insurance | 4,778 | |
| | ----- | |
| Total direct operating expenses | 122,094 | |
| | ----- | |
| Excess of gross income over direct operating expenses | \$ 341,583 | |
| | ===== | |

See accompanying notes to historical summary of gross income and direct operating expense.

F-173

Edgar Filing: INLAND WESTERN RETAIL REAL ESTATE TRUST INC - Form POS AM

PINE RIDGE PLAZA

Notes to Historical Summary of Gross Income and Direct Operating Expenses
For the year ended December 31, 2003 and the three months ended March 31, 2004
(unaudited)

(1) Business

Pine Ridge Plaza (the Property) is located in Lawrence, Kansas. The Property consists of approximately 275,800 square feet of gross leasable area and was approximately 75% occupied at December 31, 2003. The Property is leased to three tenants that account for approximately 66% of base rental revenue for the year ended December 31, 2003. On June 7, 2004, Inland Western Retail Real Estate Trust, Inc. ("IWRRETI") acquired the Property from an unaffiliated third-party seller.

(2) Basis of Presentation

The Historical Summary of Gross Income and Direct Operating Expenses ("Historical Summary") has been prepared for the purpose of complying with Rule 3-14 of the Securities and Exchange Commission Regulation S-X and for inclusion in Post-Effective Amendment No. 4 to the Registration Statement on Form S-11 of IWRRETI and is not intended to be a complete presentation of the Property's revenues and expenses. The Historical Summary has been prepared on the accrual basis of accounting and requires management of the Property to make estimates and assumptions that affect the reported amounts of the revenues and expenses during the reporting period. Actual results may differ from those estimates.

All adjustments necessary for a fair presentation have been made to the accompanying unaudited amounts for the three months ended March 31, 2004.

(3) Gross Income

The Property leases retail space under various lease agreements with its tenants. All leases are accounted for as operating leases. The leases include provisions under which the Property is reimbursed for common area, real estate, and insurance costs. Revenue related to these reimbursed costs is recognized in the period the applicable costs are incurred and billed to tenants pursuant to the lease agreements. Certain leases contain renewal options at various periods at various rental rates. Certain of the leases contain provision for contingent rentals. Recognition of contingent rental income is deferred until the target that triggers the contingent rental income is achieved. No contingent rent was earned during the year ended December 31, 2003.

Although certain leases may provide for tenant occupancy during periods for which no rent is due and/or increases exist in minimum lease payments over the term of the lease, rental income accrues for the full period of occupancy on a straight-line basis. Related adjustments increased base rental income by \$49,168 for the year ended December 31, 2003.

Gross income excludes condemnation income as such amounts are not comparable to the proposed future operations of the Property.

F-174

PINE RIDGE PLAZA

Notes to Historical Summary of Gross Income and Direct Operating Expenses
For the year ended December 31, 2003 and the three months ended March 31, 2004
(unaudited)
(continued)

Edgar Filing: INLAND WESTERN RETAIL REAL ESTATE TRUST INC - Form POS AM

Minimum rents to be received from tenants under operating leases which terms range from five to twenty years, in effect at December 31, 2003, are as follows:

| YEAR | TOTAL |
|------------|---------------|
| 2004 | \$ 1,408,301 |
| 2005 | 1,414,600 |
| 2006 | 1,330,048 |
| 2007 | 1,167,794 |
| 2008 | 1,061,244 |
| Thereafter | 6,934,670 |
| | ----- |
| | \$ 13,316,657 |
| | ===== |

(4) Direct Operating Expenses

Direct operating expenses include only those costs expected to be comparable to the proposed future operations of the Property. Repairs and maintenance expenses are charged to operations as incurred. Costs such as depreciation, amortization, management fees, interest expense related to mortgage debt not assumed, and professional fees are excluded from the Historical Summary.

F-175

INDEPENDENT AUDITORS' REPORT

The Board of Directors
Inland Western Retail Real Estate Trust, Inc.

We have audited the accompanying Historical Summary of Gross Income and Direct Operating Expenses ("Historical Summary") of Huebner Oaks Center ("the Property") for the year ended December 31, 2003. This Historical Summary is the responsibility of management of Inland Western Retail Real Estate Trust, Inc. Our responsibility is to express an opinion on the Historical Summary based on our audit.

We conducted our audit in accordance with auditing standards generally accepted in the United States of America. Those standards require that we plan and perform the audit to obtain reasonable assurance about whether the Historical Summary is free of material misstatement. An audit includes examining, on a test basis, evidence supporting the amounts and disclosures in the Historical Summary. An audit also includes assessing the accounting principles used and significant estimates made by management, as well as evaluating the overall presentation of the Historical Summary. We believe that our audit provides a reasonable basis for our opinion.

The accompanying Historical Summary was prepared for the purpose of complying with the rules and regulations of the Securities and Exchange Commission and for inclusion in Post-Effective Amendment No 4 to the Registration Statement on Form S-11 of Inland Western Retail Real Estate Trust, Inc., as described in note 2. It is not intended to be a complete presentation of the Property's revenues and expenses.

In our opinion, the Historical Summary referred to above presents fairly, in all material respects, the gross income and direct operating expenses described in

Edgar Filing: INLAND WESTERN RETAIL REAL ESTATE TRUST INC - Form POS AM

note 2 of Huebner Oaks Center for the year ended December 31, 2003, in conformity with accounting principles generally accepted in the United States of America.

KPMG LLP

Chicago, Illinois
June 7, 2004

F-176

HUEBNER OAKS CENTER
Historical Summary of Gross Income and Direct Operating Expenses
For the year ended December 31, 2003 and the three months ended March 31, 2004
(unaudited)

| | For the three months ended March 31, 2004 | Fo Dece |
|---|---|------------|
| | ----- (unaudited) | |
| Gross income: | | |
| Base rental income | \$ 1,315,356 | |
| Operating expense and real estate tax recoveries | 467,059 | |
| | ----- | ----- |
| Total gross income | 1,782,415 | |
| | ----- | ----- |
| Direct operating expenses: | | |
| Operating expenses | 175,366 | |
| Real estate taxes | 291,585 | |
| Insurance | 20,174 | |
| | ----- | ----- |
| Total direct operating expenses | 487,125 | |
| | ----- | ----- |
| Excess of gross income over direct operating expenses | \$ 1,295,290 | |
| | ===== | ===== |

See accompanying notes to historical summary of gross income and direct operating expense.

F-177

HUEBNER OAKS CENTER
Notes to Historical Summary of Gross Income and Direct Operating Expenses
For the year ended December 31, 2003 and the three months ended March 31, 2004
(unaudited)

(1) Business

Huebner Oaks Center (the Property) is located in San Antonio, Texas. The Property consists of approximately 287,000 square feet of gross leasable area

Edgar Filing: INLAND WESTERN RETAIL REAL ESTATE TRUST INC - Form POS AM

and was approximately 96% occupied at December 31, 2003. The Property is leased to four tenants that account for approximately 24% of base rental revenue for the year ended December 31, 2003. On June 8, 2004, Inland Western Retail Real Estate Trust, Inc. ("IWRRETI") acquired the Property from an unaffiliated third-party seller.

(2) Basis of Presentation

The Historical Summary of Gross Income and Direct Operating Expenses ("Historical Summary") has been prepared for the purpose of complying with Rule 3-14 of the Securities and Exchange Commission Regulation S-X and for inclusion in Post-Effective Amendment No. 4 to the Registration Statement on Form S-11 of IWRRETI and is not intended to be a complete presentation of the Property's revenues and expenses. The Historical Summary has been prepared on the accrual basis of accounting and requires management of the Property to make estimates and assumptions that affect the reported amounts of the revenues and expenses during the reporting period. Actual results may differ from those estimates.

All adjustments necessary for a fair presentation have been made to the accompanying unaudited amounts for the three months ended March 31, 2004.

(3) Gross Income

The Property leases retail space under various lease agreements with its tenants. All leases are accounted for as operating leases. The leases include provisions under which the Property is reimbursed for common area, real estate, and insurance costs. Revenue related to these reimbursed costs is recognized in the period the applicable costs are incurred and billed to tenants pursuant to the lease agreements. Certain leases contain renewal options at various periods at various rental rates. Certain of the leases contain provision for contingent rentals. Recognition of contingent rental income is deferred until the target that triggers the contingent rental income is achieved. Contingent rent of \$474,883 was earned during the year ended December 31, 2003.

Although certain leases may provide for tenant occupancy during periods for which no rent is due and/or increases exist in minimum lease payments over the term of the lease, rental income accrues for the full period of occupancy on a straight-line basis. Related adjustments increased base rental income by \$48,392 for the year ended December 31, 2003.

F-178

HUEBNER OAKS CENTER

Notes to Historical Summary of Gross Income and Direct Operating Expenses
For the year ended December 31, 2003 and the three months ended March 31, 2004
(unaudited)
(continued)

Minimum rents to be received from tenants under operating leases which terms range from one to fourteen years, in effect at December 31, 2003, are as follows:

| YEAR | TOTAL |
|------|--------------|
| 2004 | \$ 4,912,549 |
| 2005 | 4,836,548 |
| 2006 | 4,592,763 |
| 2007 | 4,002,328 |

Edgar Filing: INLAND WESTERN RETAIL REAL ESTATE TRUST INC - Form POS AM

| | |
|------------|---------------|
| 2008 | 2,629,263 |
| Thereafter | 5,218,634 |
| | ----- |
| | \$ 26,192,085 |
| | ===== |

(4) Direct Operating Expenses

Direct operating expenses include only those costs expected to be comparable to the proposed future operations of the Property. Repairs and maintenance expenses are charged to operations as incurred. Costs such as depreciation, amortization, management fees, interest expense related to mortgage debt not assumed, and professional fees are excluded from the Historical Summary.

F-179

INDEPENDENT AUDITORS' REPORT

The Board of Directors
Inland Western Retail Real Estate Trust, Inc.

We have audited the accompanying Historical Summary of Gross Income and Direct Operating Expenses ("Historical Summary") of John's Creek Village ("the Property") for the period from September 21, 2003 (commencement of operations) to December 31, 2003. This Historical Summary is the responsibility of management of Inland Western Retail Real Estate Trust, Inc. Our responsibility is to express an opinion on the Historical Summary based on our audit.

We conducted our audit in accordance with auditing standards generally accepted in the United States of America. Those standards require that we plan and perform the audit to obtain reasonable assurance about whether the Historical Summary is free of material misstatement. An audit includes examining, on a test basis, evidence supporting the amounts and disclosures in the Historical Summary. An audit also includes assessing the accounting principles used and significant estimates made by management, as well as evaluating the overall presentation of the Historical Summary. We believe that our audit provides a reasonable basis for our opinion.

The accompanying Historical Summary was prepared for the purpose of complying with the rules and regulations of the Securities and Exchange Commission and for inclusion in the Registration Statement on Form S-11 of Inland Western Retail Real Estate Trust, Inc., as described in note 2. It is not intended to be a complete presentation of the Property's revenues and expenses.

In our opinion, the Historical Summary referred to above presents fairly, in all material respects, the gross income and direct operating expenses described in note 2 of John's Creek Village for the year ended December 31, 2003, in conformity with principles generally accepted in the United States of America.

KPMG LLP

Chicago, Illinois
August 13, 2004

F-180

JOHN'S CREEK VILLAGE

Edgar Filing: INLAND WESTERN RETAIL REAL ESTATE TRUST INC - Form POS AM

Historical Summary of Gross Income and Direct Operating Expenses
For the period from September 21, 2003 (commencement of operations) to December 31, 2003 and the six months ended June 30, 2004 (unaudited)

| | For the six months ended June 30, 2004 | For t Sept (co op Dece |
|---|--|------------------------------------|
| | (unaudited) | |
| Gross income: | | |
| Base rental income | \$ 834,163 | |
| Operating expense and real estate tax recoveries | 327,885 | |
| | 1,162,048 | |
| Direct operating expenses: | | |
| Operating expenses | 46,272 | |
| Real estate taxes | 340,373 | |
| Insurance | 13,215 | |
| | 399,860 | |
| Total direct operating expenses | 399,860 | |
| Excess of gross income over direct operating expenses | \$ 762,188 | |
| | | |

See accompanying notes to historical summary of gross income and direct operating expense.

F-181

JOHN'S CREEK VILLAGE

Notes to Historical Summary of Gross Income and Direct Operating Expenses
For the period from September 21, 2003 (commencement of operations) to December 31, 2003 and the six months ended June 30, 2004 (unaudited)

(1) Business

John's Creek Village (the Property) is located in Duluth, Georgia. The Property consists of approximately 190,444 square feet of gross leasable area and was 47% leased and occupied at December 31, 2003. The Property is leased to eight tenants of which one tenant accounts for approximately 55% of base rental revenue for the period from September 21, 2003 (commencement of operations) to December 31, 2003. On June 23, 2004, Inland Western Retail Real Estate Trust, Inc. ("IWRRETI") acquired the Property from an unaffiliated third-party seller.

John's Creek Village was under construction during 2003 and commenced operations on September 21, 2003 with a portion of the Property's gross leasable area (representing approximately 90,005 square feet) complete as of December 31, 2003. The remaining portion of the Property's gross leasable area (representing the remaining approximately 100,439 square feet) is under construction and scheduled to be completed during 2004.

Edgar Filing: INLAND WESTERN RETAIL REAL ESTATE TRUST INC - Form POS AM

(2) Basis of Presentation

The Historical Summary of Gross Income and Direct Operating Expenses ("Historical Summary") has been prepared for the purpose of complying with Rule 3-14 of the Securities and Exchange Commission Regulation S-X and for inclusion in the Registration Statement on Form S-11 of IWRRETI and is not intended to be a complete presentation of the Property's revenues and expenses. The Historical Summary has been prepared on the accrual basis of accounting and requires management of the Property to make estimates and assumptions that affect the reported amounts of the revenues and expenses during the reporting period. Actual results may differ from those estimates.

All adjustments necessary for a fair presentation have been made to the accompanying unaudited amounts for the six months ended June 30, 2004.

(3) Gross Income

The Property leases retail space under various lease agreements with its tenants. All leases are accounted for as operating leases. The leases include provisions under which the Property is reimbursed for common area, real estate, and insurance costs. Revenue related to these reimbursed costs is recognized in the period the applicable costs are incurred and billed to tenants pursuant to the lease agreements. Certain leases contain renewal options at various periods at various rental rates. Certain of the leases contain provision for contingent rentals. Recognition of contingent rental income is deferred until the target that triggers the contingent rental income is achieved. No contingent rent was earned during the period from September 21, 2003 (commencement of operations) to December 31, 2003.

The Property has two ground leases that are classified as operating leases with terms extending through December 31, 2023 and May 31, 2014. Total ground lease income was \$2,054 and is included in base rental income in the accompanying Historical Summary for the period from September 21, 2003 (commencement of operations) to December 31, 2003.

Although certain leases may provide for tenant occupancy during periods for which no rent is due and/or increases exist in minimum lease payments over the term of the lease, rental income accrues for the full period of occupancy on a straight-line basis. Related adjustments increased base rental income by \$1,473 for the period from September 21, 2003 (commencement of operations) to December 31, 2003.

F-182

JOHN'S CREEK VILLAGE

Notes to Historical Summary of Gross Income and Direct Operating Expenses
For the period from September 21, 2003 (commencement of operations) to December 31, 2003 and the six months ended June 30, 2004 (unaudited)
(continued)

Minimum rents to be received from tenants under operating leases, which terms range from five to 20 years, in effect at December 31, 2003, are as follows:

| YEAR | TOTAL |
|------|--------------|
| 2004 | \$ 1,668,326 |
| 2005 | 1,743,692 |

Edgar Filing: INLAND WESTERN RETAIL REAL ESTATE TRUST INC - Form POS AM

| | |
|------------|---------------|
| 2006 | 1,754,959 |
| 2007 | 1,763,747 |
| 2008 | 1,759,391 |
| Thereafter | 12,090,223 |
| | ----- |
| | \$ 20,780,338 |
| | ===== |

(4) Direct Operating Expenses

Direct operating expenses include only those costs expected to be comparable to the proposed future operations of the Property. Repairs and maintenance expenses are charged to operations as incurred. Costs such as depreciation, amortization, management fees, interest expense related to mortgage debt not assumed, and professional fees are excluded from the Historical Summary.

F-183

INDEPENDENT AUDITORS' REPORT

The Board of Directors
Inland Western Retail Real Estate Trust, Inc.

We have audited the accompanying Historical Summary of Gross Income and Direct Operating Expenses ("Historical Summary") of Lakewood Towne Center ("the Property") for the year ended December 31, 2003. This Historical Summary is the responsibility of management of Inland Western Retail Real Estate Trust, Inc. Our responsibility is to express an opinion on the Historical Summary based on our audit.

We conducted our audit in accordance with auditing standards generally accepted in the United States of America. Those standards require that we plan and perform the audit to obtain reasonable assurance about whether the Historical Summary is free of material misstatement. An audit includes examining, on a test basis, evidence supporting the amounts and disclosures in the Historical Summary. An audit also includes assessing the accounting principles used and significant estimates made by management, as well as evaluating the overall presentation of the Historical Summary. We believe that our audit provides a reasonable basis for our opinion.

The accompanying Historical Summary was prepared for the purpose of complying with the rules and regulations of the Securities and Exchange Commission and for inclusion in the Registration Statement on Form S-11 of Inland Western Retail Real Estate Trust, Inc., as described in note 2. It is not intended to be a complete presentation of the Property's revenues and expenses.

In our opinion, the Historical Summary referred to above presents fairly, in all material respects, the gross income and direct operating expenses described in note 2 of Lakewood Towne Center for the year ended December 31, 2003, in conformity with accounting principles generally accepted in the United States of America.

KPMG LLP

Chicago, Illinois
July 15, 2004

F-184

Edgar Filing: INLAND WESTERN RETAIL REAL ESTATE TRUST INC - Form POS AM

LAKWOOD TOWNE CENTER

Historical Summary of Gross Income and Direct Operating Expenses
For the year ended December 31, 2003 and the six months ended June 30, 2004
(unaudited)

| | For the six months ended June 30, 2004 | Fo Dece |
|---|--|------------|
| | ----- (unaudited) | |
| Gross income: | | |
| Base rental income | \$ 2,688,280 | |
| Contingent Rent | - | |
| Operating expense and real estate tax recoveries | 731,788 | |
| | ----- | |
| Total gross income | 3,420,068 | |
| | ----- | |
| Direct operating expenses: | | |
| Operating expenses | 472,284 | |
| Real estate taxes | 313,628 | |
| Insurance | 87,680 | |
| | ----- | |
| Total direct operating expenses | 873,592 | |
| | ----- | |
| Excess of gross income over direct operating expenses | \$ 2,546,476 | |
| | ===== | |

See accompanying notes to historical summary of gross income and direct operating expense.

F-185

LAKWOOD TOWNE CENTER

Notes to Historical Summary of Gross Income and Direct Operating Expenses
For the year ended December 31, 2003 and the six months ended June 30, 2004
(unaudited)

(1) Business

Lakewood Towne Center (the Property) is located in Lakewood, Washington. The Property consists of approximately 579,000 square feet of gross leasable area and was approximately 93% occupied at December 31, 2003. The Property is leased to twenty-four tenants of which five tenants account for approximately 51% of base rental revenue for the year ended December 31, 2003. On June 25, 2004, Inland Western Retail Real Estate Trust, Inc. ("IWRRETI") acquired the Property from an unaffiliated third-party.

(2) Basis of Presentation

The Historical Summary of Gross Income and Direct Operating Expenses ("Historical Summary") has been prepared for the purpose of complying with Rule

Edgar Filing: INLAND WESTERN RETAIL REAL ESTATE TRUST INC - Form POS AM

3-14 of the Securities and Exchange Commission Regulation S-X and for inclusion in the Registration Statement on Form S-11 of IWRRETI and is not intended to be a complete presentation of the Property's revenues and expenses. The Historical Summary has been prepared on the accrual basis of accounting and requires management of the Property to make estimates and assumptions that affect the reported amounts of the revenues and expenses during the reporting period. Actual results may differ from those estimates.

All adjustments necessary for a fair presentation have been made to the accompanying unaudited amounts for the six months ended June 30, 2004.

(3) Gross Income

The Property leases retail space under various lease agreements with its tenants. All leases are accounted for as operating leases. The leases include provisions under which the Property is reimbursed for common area, real estate, and insurance costs. Revenue related to these reimbursed costs is recognized in the period the applicable costs are incurred and billed to tenants pursuant to the lease agreements. Certain leases contain renewal options at various periods at various rental rates. Certain of the leases contain provision for contingent rentals. Recognition of contingent rental income is deferred until the target that triggers the contingent rental income is achieved. Contingent rent of \$67,758 was earned during the year ended December 31, 2003.

Although certain leases may provide for tenant occupancy during periods for which no rent is due and/or increases exist in minimum lease payments over the term of the lease, rental income accrues for the full period of occupancy on a straight-line basis. Related adjustments increased base rental income by \$300,309 for the year ended December 31, 2003.

F-186

LAKEWOOD TOWNE CENTER

Notes to Historical Summary of Gross Income and Direct Operating Expenses
For the year ended December 31, 2003 and the six months ended June 30, 2004
(unaudited)
(continued)

Minimum rents to be received from tenants under operating leases which terms range from two to 20 years, in effect at December 31, 2003, are as follows:

| YEAR | TOTAL |
|------------|---------------|
| ----- | |
| 2004 | \$ 5,177,316 |
| 2005 | 5,141,493 |
| 2006 | 5,082,303 |
| 2007 | 5,100,379 |
| 2008 | 5,061,449 |
| Thereafter | 25,865,016 |
| | ----- |
| | \$ 51,427,956 |
| | ===== |

(4) Direct Operating Expenses

Direct operating expenses include only those costs expected to be comparable to

the proposed future operations of the Property. Repairs and maintenance expenses are charged to operations as incurred. Costs such as depreciation, amortization, management fees, interest expense related to mortgage debt not assumed, and professional fees are excluded from the Historical Summary.

F-187

INDEPENDENT AUDITORS' REPORT

The Board of Directors
Inland Western Retail Real Estate Trust, Inc.

We have audited the accompanying Historical Summary of Gross Income and Direct Operating Expenses ("Historical Summary") of Fullerton Metrocenter ("the Property") for the year ended December 31, 2003. This Historical Summary is the responsibility of management of Inland Western Retail Real Estate Trust, Inc. Our responsibility is to express an opinion on the Historical Summary based on our audit.

We conducted our audit in accordance with auditing standards generally accepted in the United States of America. Those standards require that we plan and perform the audit to obtain reasonable assurance about whether the Historical Summary is free of material misstatement. An audit includes examining, on a test basis, evidence supporting the amounts and disclosures in the Historical Summary. An audit also includes assessing the accounting principles used and significant estimates made by management, as well as evaluating the overall presentation of the Historical Summary. We believe that our audit provides a reasonable basis for our opinion.

The accompanying Historical Summary was prepared for the purpose of complying with the rules and regulations of the Securities and Exchange Commission and for inclusion in the Registration Statement on Form S-11 of Inland Western Retail Real Estate Trust, Inc., as described in note 2. It is not intended to be a complete presentation of the Property's revenues and expenses.

In our opinion, the Historical Summary referred to above presents fairly, in all material respects, the gross income and direct operating expenses described in note 2 of Fullerton Metrocenter for the year ended December 31, 2003, in conformity with accounting principles generally accepted in the United States of America.

KPMG LLP
Chicago, Illinois
August 3, 2004

F-188

FULLERTON METROCENTER
Historical Summary of Gross Income and Direct Operating Expenses
For the year ended December 31, 2003 and the six months ended June 30, 2004
(unaudited)

For the Fo
six months ended
June 30, 2004 Dece

Edgar Filing: INLAND WESTERN RETAIL REAL ESTATE TRUST INC - Form POS AM

(unaudited)

| | |
|---|--------------|
| Gross income: | |
| Base rental income | \$ 1,639,005 |
| Operating expense and real estate tax recoveries | 531,978 |
| | ----- |
| Total gross income | 2,170,983 |
| | ----- |
| Direct operating expenses: | |
| Operating expenses | 376,538 |
| Ground lease expense | 207,500 |
| Real estate taxes | 178,938 |
| Insurance | 19,569 |
| | ----- |
| Total direct operating expenses | 782,545 |
| | ----- |
| Excess of gross income over direct operating expenses | \$ 1,388,438 |
| | ===== |

See accompanying notes to historical summary of gross income and direct operating expense.

F-189

FULLERTON METROCENTER

Notes to Historical Summary of Gross Income and Direct Operating Expenses
For the year ended December 31, 2003 and the six months ended June 30, 2004
(unaudited)

(1) Business

Fullerton Metrocenter (the Property) is located in Fullerton, California. The Property consists of approximately 254,880 square feet of gross leasable area and was approximately 78% occupied at December 31, 2003. The Property is leased to forty-one tenants of which two tenants account for approximately 19% of base rental revenue for the year ended December 31, 2003. On June 30, 2004, Inland Western Retail Real Estate Trust, Inc. ("IWRRETI") acquired the Property from an unaffiliated third-party.

(2) Basis of Presentation

The Historical Summary of Gross Income and Direct Operating Expenses ("Historical Summary") has been prepared for the purpose of complying with Rule 3-14 of the Securities and Exchange Commission Regulation S-X and for inclusion in the Registration Statement on Form S-11 of IWRRETI and is not intended to be a complete presentation of the Property's revenues and expenses. The Historical Summary has been prepared on the accrual basis of accounting and requires management of the Property to make estimates and assumptions that affect the reported amounts of the revenues and expenses during the reporting period. Actual results may differ from those estimates.

All adjustments necessary for a fair presentation have been made to the accompanying unaudited amounts for the six months ended June 30, 2004.

(3) Gross Income

Edgar Filing: INLAND WESTERN RETAIL REAL ESTATE TRUST INC - Form POS AM

The Property leases retail space under various lease agreements with its tenants. All leases are accounted for as operating leases. The leases include provisions under which the Property is reimbursed for common area, real estate, and insurance costs. Revenue related to these reimbursed costs is recognized in the period the applicable costs are incurred and billed to tenants pursuant to the lease agreements. Certain leases contain renewal options at various periods at various rental rates. Certain of the leases contain provision for contingent rentals. Recognition of contingent rental income is deferred until the target that triggers the contingent rental income is achieved. Contingent rent of \$268,823 was earned during the year ended December 31, 2003 and recorded as base rental income in the accompanying Historical Summary.

Although certain leases may provide for tenant occupancy during periods for which no rent is due and/or increases exist in minimum lease payments over the term of the lease, rental income accrues for the full period of occupancy on a straight-line basis. Related adjustments decreased base rental income by \$143,851 for the year ended December 31, 2003.

F-190

FULLERTON METROCENTER

Notes to Historical Summary of Gross Income and Direct Operating Expenses
For the year ended December 31, 2003 and the six months ended June 30, 2004
(unaudited)
(continued)

Minimum rents to be received from tenants under operating leases which terms range from one to 17 years, in effect at December 31, 2003, are as follows:

| YEAR | TOTAL |
|------------|---------------|
| ----- | |
| 2004 | \$ 3,518,723 |
| 2005 | 3,284,218 |
| 2006 | 2,801,342 |
| 2007 | 2,405,044 |
| 2008 | 1,754,107 |
| Thereafter | 2,995,333 |
| ----- | |
| | \$ 16,758,767 |
| ===== | |

(4) Direct Operating Expenses

Direct operating expenses include only those costs expected to be comparable to the proposed future operations of the Property. Repairs and maintenance expenses are charged to operations as incurred. Costs such as depreciation, amortization, management fees, interest expense related to mortgage debt not assumed, and professional fees are excluded from the Historical Summary.

The property is subject to a ground lease with annual payments, payable to an unaffiliated third party, of \$415,000 until maturity. The ground lease matures in 2050.

F-191

Edgar Filing: INLAND WESTERN RETAIL REAL ESTATE TRUST INC - Form POS AM

INDEPENDENT AUDITORS' REPORT

The Board of Directors
Inland Western Retail Real Estate Trust, Inc.

We have audited the accompanying Historical Summary of Gross Income and Direct Operating Expenses ("Historical Summary") of Davis Towne Crossing ("the Property") for the period from July 18, 2003 (commencement of operations) to December 31, 2003. This Historical Summary is the responsibility of management of Inland Western Retail Real Estate Trust, Inc. Our responsibility is to express an opinion on the Historical Summary based on our audit.

We conducted our audit in accordance with auditing standards generally accepted in the United States of America. Those standards require that we plan and perform the audit to obtain reasonable assurance about whether the Historical Summary is free of material misstatement. An audit includes examining, on a test basis, evidence supporting the amounts and disclosures in the Historical Summary. An audit also includes assessing the accounting principles used and significant estimates made by management, as well as evaluating the overall presentation of the Historical Summary. We believe that our audit provides a reasonable basis for our opinion.

The accompanying Historical Summary was prepared for the purpose of complying with the rules and regulations of the Securities and Exchange Commission and for inclusion in the Registration Statement on Form S-11 of Inland Western Retail Real Estate Trust, Inc., as described in note 2. It is not intended to be a complete presentation of the Property's revenues and expenses.

In our opinion, the Historical Summary referred to above presents fairly, in all material respects, the gross income and direct operating expenses described in note 2 of Davis Towne Crossing for the period of July 18, 2003 (commencement of operations) to December 31, 2003, in conformity with principles generally accepted in the United States of America.

KPMG LLP

Chicago, Illinois
July 30, 2004

F-192

DAVIS TOWNE CROSSING
Historical Summary of Gross Income and Direct Operating Expenses
For the period from July 18, 2003 (commencement of operations) to December 31,
2003 and the six months ended June 30, 2004 (unaudited)

| | For the six months ended June 30, 2004 | For J (c o Dec |
|--|--|----------------------------|
| | (unaudited) | |
| Gross income: | | |
| Base rental income | \$ 317,309 | |
| Operating expense and real estate tax recoveries | 78,451 | |
| Other income | 918 | |

Edgar Filing: INLAND WESTERN RETAIL REAL ESTATE TRUST INC - Form POS AM

| | |
|---|------------|
| Total gross income | 396,678 |
| <hr/> | |
| Direct operating expenses: | |
| Operating expenses | 45,368 |
| Real estate taxes | 45,426 |
| Insurance | 20,484 |
| <hr/> | |
| Total direct operating expenses | 122,278 |
| <hr/> | |
| Excess of gross income over direct operating expenses | \$ 274,400 |
| <hr/> <hr/> | |

See accompanying notes to historical summary of gross income and direct operating expense.

F-193

DAVIS TOWNE CROSSING

Notes to Historical Summary of Gross Income and Direct Operating Expenses
For the period from July 18, 2003 (commencement of operations) to December 31,
2003 and the six months ended June 30, 2004 (unaudited)

(1) Business

Davis Towne Crossing (the Property) is located in North Richland Hills, Texas. The Property consists of approximately 41,000 square feet of gross leasable area and was approximately 83% occupied at December 31, 2003. The Property is leased to thirteen tenants of which two tenants account for approximately 43% of base rental revenue for the period of July 18, 2003 (commencement of operations) to December 31, 2003. On June 30, 2004, Inland Western Retail Real Estate Trust, Inc. ("IWRRETI") acquired the Property from an unaffiliated third-party.

Davis Towne Crossing was under construction during 2003 and commenced operations July 18, 2003, with construction complete as of December 31, 2003.

(2) Basis of Presentation

The Historical Summary of Gross Income and Direct Operating Expenses ("Historical Summary") has been prepared for the purpose of complying with Rule 3-14 of the Securities and Exchange Commission Regulation S-X and for inclusion in the Registration Statement on Form S-11 of IWRRETI and is not intended to be a complete presentation of the Property's revenues and expenses. The Historical Summary has been prepared on the accrual basis of accounting and requires management of the Property to make estimates and assumptions that affect the reported amounts of the revenues and expenses during the reporting period. Actual results may differ from those estimates.

All adjustments necessary for a fair presentation have been made to the accompanying unaudited amounts for the six months ended June 30, 2004.

(3) Gross Income

The Property leases retail space under various lease agreements with its tenants. All leases are accounted for as operating leases. The leases include provisions under which the Property is reimbursed for common area, real estate,

Edgar Filing: INLAND WESTERN RETAIL REAL ESTATE TRUST INC - Form POS AM

and insurance costs. Revenue related to these reimbursed costs is recognized in the period the applicable costs are incurred and billed to tenants pursuant to the lease agreements. Certain leases contain renewal options at various periods at various rental rates. Certain of the leases contain provision for contingent rentals. Recognition of contingent rental income is deferred until the target that triggers the contingent rental income is achieved. No contingent rent was earned during the period of July 18, 2003 (commencement of operations) to December 31, 2003.

In addition, rental income includes \$5,963 of rent from one tenant that pays monthly rent based upon a percentage of monthly sales in lieu of minimum rents provided in the lease. The minimum rents schedule below excludes such tenant.

The Property has one ground lease that is classified as an operating lease with terms extending through August 2028. Total ground lease income was \$34,509 and is included in base rental income in the accompanying Historical Summary for the period of July 18, 2003 (commencement of operations) to December 31, 2003.

Although certain leases may provide for tenant occupancy during periods for which no rent is due and/or increases exist in minimum lease payments over the term of the lease, rental income accrues for the full period of occupancy on a straight-line basis. Related adjustments increased base rental income by \$5,344 for the period of July 18 2003 (commencement of operations) to December 31, 2003.

F-194

DAVIS TOWNE CROSSING

Notes to Historical Summary of Gross Income and Direct Operating Expenses
For the period from July 18, 2003 (commencement of operations) to December 31,
2003 and the six months ended June 30, 2004 (unaudited)
(continued)

Minimum rents to be received from tenants under operating leases, which terms range from three to 25 years, in effect at December 31, 2003, are as follows:

| YEAR | TOTAL |
|------------|--------------|
| ----- | |
| 2004 | \$ 653,726 |
| 2005 | 658,033 |
| 2006 | 658,033 |
| 2007 | 631,620 |
| 2008 | 541,343 |
| Thereafter | 2,270,444 |
| | ----- |
| | \$ 5,413,199 |
| | ===== |

(4) Direct Operating Expenses

Direct operating expenses include only those costs expected to be comparable to the proposed future operations of the Property. Repairs and maintenance expenses are charged to operations as incurred. Costs such as depreciation, amortization, management fees, interest expense related to mortgage debt not assumed, and professional fees are excluded from the Historical Summary.

INDEPENDENT AUDITORS' REPORT

The Board of Directors
Inland Western Retail Real Estate Trust, Inc.

We have audited the accompanying Historical Summary of Gross Income and Direct Operating Expenses ("Historical Summary") of Northgate North ("the Property") for the year ended December 31, 2003. This Historical Summary is the responsibility of management of Inland Western Retail Real Estate Trust, Inc. Our responsibility is to express an opinion on the Historical Summary based on our audit.

We conducted our audit in accordance with auditing standards generally accepted in the United States of America. Those standards require that we plan and perform the audit to obtain reasonable assurance about whether the Historical Summary is free of material misstatement. An audit includes examining, on a test basis, evidence supporting the amounts and disclosures in the Historical Summary. An audit also includes assessing the accounting principles used and significant estimates made by management, as well as evaluating the overall presentation of the Historical Summary. We believe that our audit provides a reasonable basis for our opinion.

The accompanying Historical Summary was prepared for the purpose of complying with the rules and regulations of the Securities and Exchange Commission and for inclusion in the Registration Statement on Form S-11 of Inland Western Retail Real Estate Trust, Inc., as described in note 2. It is not intended to be a complete presentation of the Property's revenues and expenses.

In our opinion, the Historical Summary referred to above presents fairly, in all material respects, the gross income and direct operating expenses described in note 2 of Northgate North for the year ended December 31, 2003, in conformity with accounting principles generally accepted in the United States of America.

KPMG LLP

Chicago, Illinois
August 13, 2004

NORTHGATE NORTH
Historical Summary of Gross Income and Direct Operating Expenses
For the year ended December 31, 2003 and the six months ended June 30, 2004
(unaudited)

| | For the six months ended June 30, 2004 | Fo Dece |
|--|--|------------|
| | ----- | ----- |
| | (unaudited) | |
| Gross income: | | |
| Base rental income | \$ 1,674,674 | |
| Operating expense and real estate tax recoveries | 795,771 | |
| | ----- | |

Edgar Filing: INLAND WESTERN RETAIL REAL ESTATE TRUST INC - Form POS AM

| | |
|---|--------------|
| Total gross income | 2,470,445 |
| Direct operating expenses: | |
| Operating expenses | 553,185 |
| Real estate taxes | 197,392 |
| Insurance | 103,050 |
| Total direct operating expenses | 853,627 |
| Excess of gross income over direct operating expenses | \$ 1,616,818 |

See accompanying notes to historical summary of gross income and direct operating expense.

F-197

NORTHGATE NORTH

Notes to Historical Summary of Gross Income and Direct Operating Expenses
For the year ended December 31, 2003 and the six months ended June 30, 2004
(unaudited)

(1) Business

Northgate North (the Property) is located in Seattle, Washington. The Property consists of 302,461 square feet of gross leasable area and was approximately 93% occupied at December 31, 2003. The Property is leased to nine tenants of which four tenants account for approximately 86% of base rental revenue for the year ended December 31, 2003. On June 30, 2004, Inland Western Retail Real Estate Trust, Inc. ("IWRRETI") acquired the Property from an unaffiliated third-party.

(2) Basis of Presentation

The Historical Summary of Gross Income and Direct Operating Expenses ("Historical Summary") has been prepared for the purpose of complying with Rule 3-14 of the Securities and Exchange Commission Regulation S-X and for inclusion in the Registration Statement on Form S-11 of IWRRETI and is not intended to be a complete presentation of the Property's revenues and expenses. The Historical Summary has been prepared on the accrual basis of accounting and requires management of the Property to make estimates and assumptions that affect the reported amounts of the revenues and expenses during the reporting period. Actual results may differ from those estimates.

All adjustments necessary for a fair presentation have been made to the accompanying unaudited amounts for the six months ended June 30, 2004.

(3) Gross Income

The Property leases retail space under various lease agreements with its tenants. All leases are accounted for as operating leases. The leases include provisions under which the Property is reimbursed for common area, real estate, and insurance costs. Revenue related to these reimbursed costs is recognized in the period the applicable costs are incurred and billed to tenants pursuant to the lease agreements. Certain leases contain renewal options at various periods at various rental rates. Certain of the leases contain provision for contingent rentals. Recognition of contingent rental income is deferred until the target

Edgar Filing: INLAND WESTERN RETAIL REAL ESTATE TRUST INC - Form POS AM

that triggers the contingent rental income is achieved. No contingent rent was earned during the year ended December 31, 2003.

Although certain leases may provide for tenant occupancy during periods for which no rent is due and/or increases exist in minimum lease payments over the term of the lease, rental income accrues for the full period of occupancy on a straight-line basis. Related adjustments increased base rental income by \$353,216 for the year ended December 31, 2003.

F-198

NORTHGATE NORTH

Notes to Historical Summary of Gross Income and Direct Operating Expenses
For the year ended December 31, 2003 and the six months ended June 30, 2004
(unaudited)
(continued)

Minimum rents to be received from tenants under operating leases which terms range from five to 25 years, in effect at December 31, 2003, are as follows:

| YEAR | TOTAL |
|------------|---------------|
| 2004 | \$ 3,161,072 |
| 2005 | 3,162,848 |
| 2006 | 3,258,533 |
| 2007 | 3,271,528 |
| 2008 | 3,292,733 |
| Thereafter | 38,248,658 |
| | ----- |
| | \$ 54,395,372 |
| | ===== |

(4) Direct Operating Expenses

Direct operating expenses include only those costs expected to be comparable to the proposed future operations of the Property. Repairs and maintenance expenses are charged to operations as incurred. Costs such as depreciation, amortization, management fees, interest expense related to mortgage debt not assumed, and professional fees are excluded from the Historical Summary.

F-199

INDEPENDENT AUDITORS' REPORT

The Board of Directors
Inland Western Retail Real Estate Trust, Inc.

We have audited the accompanying Historical Summary of Gross Income and Direct Operating Expenses ("Historical Summary") of Cranberry Square ("the Property") for the year ended December 31, 2003. This Historical Summary is the responsibility of management of Inland Western Retail Real Estate Trust, Inc. Our responsibility is to express an opinion on the Historical Summary based on our audit.

We conducted our audit in accordance with auditing standards generally accepted

Edgar Filing: INLAND WESTERN RETAIL REAL ESTATE TRUST INC - Form POS AM

in the United States of America. Those standards require that we plan and perform the audit to obtain reasonable assurance about whether the Historical Summary is free of material misstatement. An audit includes examining, on a test basis, evidence supporting the amounts and disclosures in the Historical Summary. An audit also includes assessing the accounting principles used and significant estimates made by management, as well as evaluating the overall presentation of the Historical Summary. We believe that our audit provides a reasonable basis for our opinion.

The accompanying Historical Summary was prepared for the purpose of complying with the rules and regulations of the Securities and Exchange Commission and for inclusion in the Registration Statement on Form S-11 of Inland Western Retail Real Estate Trust, Inc., as described in note 2. It is not intended to be a complete presentation of the Property's revenues and expenses.

In our opinion, the Historical Summary referred to above presents fairly, in all material respects, the gross income and direct operating expenses described in note 2 of Cranberry Square for the year ended December 31, 2003, in conformity with accounting principles generally accepted in the United States of America.

KPMG LLP

Chicago, Illinois
August 1, 2004

F-200

CRANBERRY SQUARE

Historical Summary of Gross Income and Direct Operating Expenses
For the year ended December 31, 2003 and the six months ended June 30, 2004
(unaudited)

| | For the six months ended June 30, 2004 ----- (unaudited) |
|---|--|
| Gross income: | |
| Base rental income | \$ 870,100 |
| Operating expense and real estate tax recoveries | 186,206 |
| | ----- |
| Total gross income | 1,056,306 |
| | ----- |
| Direct operating expenses: | |
| Operating expenses | 60,482 |
| Real estate taxes | 148,030 |
| Insurance | 6,765 |
| | ----- |
| Total direct operating expenses | 215,277 |
| | ----- |
| Excess of gross income over direct operating expenses | \$ 841,029 |
| | ===== |

Edgar Filing: INLAND WESTERN RETAIL REAL ESTATE TRUST INC - Form POS AM

See accompanying notes to historical summary of gross income and direct operating expense.

F-201

CRANBERRY SQUARE

Notes to Historical Summary of Gross Income and Direct Operating Expenses
For the year ended December 31, 2003 and the six months ended June 30, 2004
(unaudited)

(1) Business

Cranberry Square (the Property) is located in Cranberry Township, Pennsylvania. The Property consists of approximately 195,566 square feet of gross leasable area and was approximately 92% occupied at December 31, 2003. The Property is leased to five tenants of which three tenants account for approximately 76% of base rental revenue for the year ended December 31, 2003. On July 14, 2004, Inland Western Retail Real Estate Trust, Inc. ("IWRRETI") acquired the Property from an unaffiliated third-party.

(2) Basis of Presentation

The Historical Summary of Gross Income and Direct Operating Expenses ("Historical Summary") has been prepared for the purpose of complying with Rule 3-14 of the Securities and Exchange Commission Regulation S-X and for inclusion in the Registration Statement on Form S-11 of IWRRETI and is not intended to be a complete presentation of the Property's revenues and expenses. The Historical Summary has been prepared on the accrual basis of accounting and requires management of the Property to make estimates and assumptions that affect the reported amounts of the revenues and expenses during the reporting period. Actual results may differ from those estimates.

All adjustments necessary for a fair presentation have been made to the accompanying unaudited amounts for the six months ended June 30, 2004.

(3) Gross Income

The Property leases retail space under various lease agreements with its tenants. All leases are accounted for as operating leases. The leases include provisions under which the Property is reimbursed for common area, real estate, and insurance costs. Revenue related to these reimbursed costs is recognized in the period the applicable costs are incurred and billed to tenants pursuant to the lease agreements. Certain leases contain renewal options at various periods at various rental rates. Certain of the leases contain provision for contingent rentals. Recognition of contingent rental income is deferred until the target that triggers the contingent rental income is achieved. No contingent rent was earned during the year ended December 31, 2003.

Although certain leases may provide for tenant occupancy during periods for which no rent is due and/or increases exist in minimum lease payments over the term of the lease, rental income accrues for the full period of occupancy on a straight-line basis. Related adjustments increased base rental income by \$54,138 for the year ended December 31, 2003.

F-202

CRANBERRY SQUARE

Notes to Historical Summary of Gross Income and Direct Operating Expenses
For the year ended December 31, 2003 and the six months ended June 30, 2004

Edgar Filing: INLAND WESTERN RETAIL REAL ESTATE TRUST INC - Form POS AM

(unaudited)

(continued)

Minimum rents to be received from tenants under operating leases which terms range from ten to 15 years, in effect at December 31, 2003, are as follows:

| YEAR | TOTAL |
|------------|---------------|
| 2004 | \$ 1,723,839 |
| 2005 | 1,723,839 |
| 2006 | 1,728,158 |
| 2007 | 1,815,820 |
| 2008 | 1,820,320 |
| Thereafter | 5,872,510 |
| | ----- |
| | \$ 14,684,486 |
| | ===== |

(4) Direct Operating Expenses

Direct operating expenses include only those costs expected to be comparable to the proposed future operations of the Property. Repairs and maintenance expenses are charged to operations as incurred. Costs such as depreciation, amortization, management fees, interest expense related to mortgage debt not assumed, and professional fees are excluded from the Historical Summary.

F-203

INDEPENDENT AUDITORS' REPORT

The Board of Directors
Inland Western Retail Real Estate Trust, Inc.

We have audited the accompanying Historical Summary of Gross Income and Direct Operating Expenses ("Historical Summary") of Gateway Plaza Shopping Center ("the Property") for the year ended December 31, 2003. This Historical Summary is the responsibility of management of Inland Western Retail Real Estate Trust, Inc. Our responsibility is to express an opinion on the Historical Summary based on our audit.

We conducted our audit in accordance with auditing standards generally accepted in the United States of America. Those standards require that we plan and perform the audit to obtain reasonable assurance about whether the Historical Summary is free of material misstatement. An audit includes examining, on a test basis, evidence supporting the amounts and disclosures in the Historical Summary. An audit also includes assessing the accounting principles used and significant estimates made by management, as well as evaluating the overall presentation of the Historical Summary. We believe that our audit provides a reasonable basis for our opinion.

The accompanying Historical Summary was prepared for the purpose of complying with the rules and regulations of the Securities and Exchange Commission and for inclusion in the Registration Statement on Form S-11 of Inland Western Retail Real Estate Trust, Inc., as described in note 2. It is not intended to be a complete presentation of the Property's revenues and expenses.

Edgar Filing: INLAND WESTERN RETAIL REAL ESTATE TRUST INC - Form POS AM

In our opinion, the Historical Summary referred to above presents fairly, in all material respects, the gross income and direct operating expenses described in note 2 of Gateway Plaza Shopping Center for the year ended December 31, 2003, in conformity with accounting principles generally accepted in the United States of America.

KPMG LLP

Dallas, Texas
August 18, 2004

F-204

GATEWAY PLAZA SHOPPING CENTER
Historical Summary of Gross Income and Direct Operating Expenses
For the year ended December 31, 2003 and the six months ended June 30, 2004
(unaudited)

| | For the six months ended June 30, 2004 ----- (unaudited) |
|---|--|
| Gross income: | |
| Base rental income | \$ 2,080,063 |
| Operating expense and real estate tax recoveries | 706,337 |
| | ----- |
| Total gross income | 2,786,400 |
| | ----- |
| Direct operating expenses: | |
| Operating expenses | 198,640 |
| Ground rent expense | 1,496,542 |
| Real estate taxes | 542,676 |
| Insurance | 48,686 |
| | ----- |
| Total direct operating expenses | 2,286,544 |
| | ----- |
| Excess of gross income over direct operating expenses | \$ 499,856 |
| | ===== |

See accompanying notes to historical summary of gross income and direct operating expense.

F-205

GATEWAY PLAZA SHOPPING CENTER
Notes to Historical Summary of Gross Income and Direct Operating Expenses
For the year ended December 31, 2003 and the six months ended June 30, 2004
(unaudited)

(1) Business

Edgar Filing: INLAND WESTERN RETAIL REAL ESTATE TRUST INC - Form POS AM

Gateway Plaza Shopping Center (the Property) is located in Southlake, Texas. The Property consists of approximately 358,193 square feet of gross leasable area and was approximately 89% occupied at December 31, 2003. The Property is leased to twenty-five tenants of which one tenant accounts for approximately 13% of base rental revenue for the year ended December 31, 2003. On July 21, 2004, Inland Western Retail Real Estate Trust, Inc. ("IWRRETI") acquired the Property from an unaffiliated third-party.

(2) Basis of Presentation

The Historical Summary of Gross Income and Direct Operating Expenses ("Historical Summary") has been prepared for the purpose of complying with Rule 3-14 of the Securities and Exchange Commission Regulation S-X and for inclusion in the Registration Statement on Form S-11 of IWRRETI and is not intended to be a complete presentation of the Property's revenues and expenses. The Historical Summary has been prepared on the accrual basis of accounting and requires management of the Property to make estimates and assumptions that affect the reported amounts of the revenues and expenses during the reporting period. Actual results may differ from those estimates.

All adjustments necessary for a fair presentation have been made to the accompanying unaudited amounts for the six months ended June 30, 2004.

(3) Gross Income

The Property leases retail space under various lease agreements with its tenants. All leases are accounted for as operating leases. The leases include provisions under which the Property is reimbursed for common area, real estate, and insurance costs. Revenue related to these reimbursed costs is recognized in the period the applicable costs are incurred and billed to tenants pursuant to the lease agreements. Certain leases contain renewal options at various periods at various rental rates. Certain of the leases contain provision for contingent rentals. Recognition of contingent rental income is deferred until the target that triggers the contingent rental income is achieved. No contingent rent was earned during the year ended December 31, 2003.

Although certain leases may provide for tenant occupancy during periods for which no rent is due and/or increases exist in minimum lease payments over the term of the lease, rental income accrues for the full period of occupancy on a straight-line basis. Related adjustments increased base rental income by \$83,000 for the year ended December 31, 2003.

F-206

GATEWAY PLAZA SHOPPING CENTER

Notes to Historical Summary of Gross Income and Direct Operating Expenses
For the year ended December 31, 2003 and the six months ended June 30, 2004
(unaudited)
(continued)

Minimum rents to be received from tenants under operating leases, excluding tenant reimbursements of operating expenses, which terms range from five to 20 years, in effect at December 31, 2003, are as follows:

| YEAR | TOTAL |
|-------|--------------|
| ----- | ----- |
| 2004 | \$ 3,961,000 |

Edgar Filing: INLAND WESTERN RETAIL REAL ESTATE TRUST INC - Form POS AM

| | |
|------------|---------------|
| 2005 | 3,870,000 |
| 2006 | 3,126,000 |
| 2007 | 3,127,000 |
| 2008 | 2,990,000 |
| Thereafter | 14,635,000 |
| | ----- |
| | \$ 31,709,000 |
| | ===== |

(4) Direct Operating Expenses

Direct operating expenses include only those costs expected to be comparable to the proposed future operations of the Property. Repairs and maintenance expenses are charged to operations as incurred. Costs such as depreciation, amortization, management fees, interest expense related to mortgage debt not assumed, and professional fees are excluded from the Historical Summary.

The property is subject to a ground lease with annual payments, payable to an unaffiliated third party. The ground lease matures in 2073. Although the ground lease provides for increases in minimum rent payments over the term of the lease, ground lease expense accrues on a straight-line basis. The straight-line adjustment increased ground rent expense by approximately \$1,785,000 for the year ended December 31, 2003.

Minimum rents to be paid to the unaffiliated third party under the ground lease in effect at December 31, 2003, are as follows:

| YEAR | TOTAL |
|------------|----------------|
| ----- | ----- |
| 2004 | \$ 1,339,368 |
| 2005 | 1,339,368 |
| 2006 | 1,339,368 |
| 2007 | 1,339,368 |
| 2008 | 1,339,368 |
| Thereafter | 210,231,145 |
| | ----- |
| | \$ 216,927,985 |
| | ===== |

F-207

INDEPENDENT AUDITORS' REPORT

The Board of Directors
Inland Western Retail Real Estate Trust, Inc.

We have audited the accompanying Historical Summary of Gross Income and Direct Operating Expenses ("Historical Summary") of Safeway Plaza at Marysville ("the Property") for the year ended December 31, 2003. This Historical Summary is the responsibility of management of Inland Western Retail Real Estate Trust, Inc. Our responsibility is to express an opinion on the Historical Summary based on our audit.

We conducted our audit in accordance with auditing standards generally accepted

Edgar Filing: INLAND WESTERN RETAIL REAL ESTATE TRUST INC - Form POS AM

in the United States of America. Those standards require that we plan and perform the audit to obtain reasonable assurance about whether the Historical Summary is free of material misstatement. An audit includes examining, on a test basis, evidence supporting the amounts and disclosures in the Historical Summary. An audit also includes assessing the accounting principles used and significant estimates made by management, as well as evaluating the overall presentation of the Historical Summary. We believe that our audit provides a reasonable basis for our opinion.

The accompanying Historical Summary was prepared for the purpose of complying with the rules and regulations of the Securities and Exchange Commission and for inclusion in the Registration Statement on Form S-11 of Inland Western Retail Real Estate Trust, Inc., as described in note 2. It is not intended to be a complete presentation of the Property's revenues and expenses.

In our opinion, the Historical Summary referred to above presents fairly, in all material respects, the gross income and direct operating expenses described in note 2 of Safeway Plaza at Marysville for the year ended December 31, 2003, in conformity with accounting principles generally accepted in the United States of America.

KPMG LLP

Chicago, Illinois

August 3, 2004

F-208

SAFeway PLAZA AT MARYSVILLE

Historical Summary of Gross Income and Direct Operating Expenses
For the year ended December 31, 2003 and the six months ended June 30, 2004
(unaudited)

| | For the six months ended June 30, 2004 |
|---|--|
| | ----- (unaudited) |
| Gross income: | |
| Base rental income | \$ 763,686 |
| Operating expense and real estate tax recoveries | 240,324 |
| | ----- |
| Total gross income | 1,004,010 |
| | ----- |
| Direct operating expenses: | |
| Operating expenses | 138,514 |
| Real estate taxes | 79,251 |
| Insurance | 17,081 |
| | ----- |
| Total direct operating expenses | 234,846 |
| | ----- |
| Excess of gross income over direct operating expenses | \$ 769,164 |
| | ===== |

See accompanying notes to historical summary of gross income and direct operating expense.

F-209

SAFEWAY PLAZA AT MARYSVILLE

Notes to Historical Summary of Gross Income and Direct Operating Expenses
For the year ended December 31, 2003 and the six months ended June 30, 2004
(unaudited)

(1) Business

Safeway Plaza at Marysville (the Property) is located in Marysville, Washington. The Property consists of approximately 116,000 square feet of gross leasable area and was approximately 97% occupied at December 31, 2003. The Property is leased to one tenant that accounts for approximately 39% of base rental revenue for the year ended December 31, 2003. On July 26, 2004, Inland Western Retail Real Estate Trust, Inc. ("IWRRETI") acquired the Property from an unaffiliated third-party.

(2) Basis of Presentation

The Historical Summary of Gross Income and Direct Operating Expenses ("Historical Summary") has been prepared for the purpose of complying with Rule 3-14 of the Securities and Exchange Commission Regulation S-X and for inclusion in the Registration Statement on Form S-11 of IWRRETI and is not intended to be a complete presentation of the Property's revenues and expenses. The Historical Summary has been prepared on the accrual basis of accounting and requires management of the Property to make estimates and assumptions that affect the reported amounts of the revenues and expenses during the reporting period. Actual results may differ from those estimates.

All adjustments necessary for a fair presentation have been made to the accompanying unaudited amounts for the six months ended June 30, 2004.

(3) Gross Income

The Property leases retail space under various lease agreements with its tenants. All leases are accounted for as operating leases. The leases include provisions under which the Property is reimbursed for common area, real estate, and insurance costs. Revenue related to these reimbursed costs is recognized in the period the applicable costs are incurred and billed to tenants pursuant to the lease agreements. Certain leases contain renewal options at various periods at various rental rates.

The Property has one ground lease that is classified as an operating lease with terms extending through July 31, 2011. Total ground lease income was \$50,000 and is included in base rental income in the accompanying Historical Summary for the year ended December 31, 2003.

Although certain leases may provide for tenant occupancy during periods for which no rent is due and/or increases exist in minimum lease payments over the term of the lease, rental income accrues for the full period of occupancy on a straight-line basis. Related adjustments increased base rental income by \$23,176 for the year ended December 31, 2003.

F-210

Edgar Filing: INLAND WESTERN RETAIL REAL ESTATE TRUST INC - Form POS AM

SAFEWAY PLAZA AT MARYSVILLE

Notes to Historical Summary of Gross Income and Direct Operating Expenses
For the year ended December 31, 2003 and the six months ended June 30, 2004
(unaudited)
(continued)

Minimum rents to be received from tenants under operating leases which terms range from three to 17 years, in effect at December 31, 2003, are as follows:

| YEAR | TOTAL |
|------------|---------------|
| 2004 | \$ 1,510,279 |
| 2005 | 1,492,217 |
| 2006 | 1,277,628 |
| 2007 | 1,072,386 |
| 2008 | 1,027,416 |
| Thereafter | 8,958,070 |
| | ----- |
| | \$ 15,337,996 |
| | ===== |

(4) Direct Operating Expenses

Direct operating expenses include only those costs expected to be comparable to the proposed future operations of the Property. Repairs and maintenance expenses are charged to operations as incurred. Costs such as depreciation, amortization, management fees, interest expense related to mortgage debt not assumed, and professional fees are excluded from the Historical Summary.

F-211

INDEPENDENT AUDITORS' REPORT

The Board of Directors
Inland Western Retail Real Estate Trust, Inc.

We have audited the accompanying Historical Summary of Gross Income and Direct Operating Expenses ("Historical Summary") of Forks Town Center ("the Property") for the year ended December 31, 2003. This Historical Summary is the responsibility of management of Inland Western Retail Real Estate Trust, Inc. Our responsibility is to express an opinion on the Historical Summary based on our audit.

We conducted our audit in accordance with auditing standards generally accepted in the United States of America. Those standards require that we plan and perform the audit to obtain reasonable assurance about whether the Historical Summary is free of material misstatement. An audit includes examining, on a test basis, evidence supporting the amounts and disclosures in the Historical Summary. An audit also includes assessing the accounting principles used and significant estimates made by management, as well as evaluating the overall presentation of the Historical Summary. We believe that our audit provides a reasonable basis for our opinion.

The accompanying Historical Summary was prepared for the purpose of complying with the rules and regulations of the Securities and Exchange Commission and for inclusion in the Registration Statement on Form S-11 of Inland Western Retail

Edgar Filing: INLAND WESTERN RETAIL REAL ESTATE TRUST INC - Form POS AM

Real Estate Trust, Inc., as described in note 2. It is not intended to be a complete presentation of the Property's revenues and expenses.

In our opinion, the Historical Summary referred to above presents fairly, in all material respects, the gross income and direct operating expenses described in note 2 of Forks Town Center for the year ended December 31, 2003, in conformity with accounting principles generally accepted in the United States of America.

KPMG LLP

Chicago, Illinois
August 11, 2004

F-212

FORKS TOWN CENTER

Historical Summary of Gross Income and Direct Operating Expenses
For the year ended December 31, 2003 and the six months ended June 30, 2004
(unaudited)

| | For the six months ended June 30, 2004 |
|---|--|
| | ----- (unaudited) |
| Gross income: | |
| Base rental income | \$ 771,917 |
| Operating expense and real estate tax recoveries | 248,489 |
| | ----- |
| Total gross income | 1,020,406 |
| | ----- |
| Direct operating expenses: | |
| Operating expenses | 144,775 |
| Real estate taxes | 110,551 |
| Insurance | 7,880 |
| | ----- |
| Total direct operating expenses | 263,206 |
| | ----- |
| Excess of gross income over direct operating expenses | \$ 757,200 |
| | ===== |

See accompanying notes to historical summary of gross income and direct operating expense.

F-213

FORKS TOWN CENTER

Notes to Historical Summary of Gross Income and Direct Operating Expenses
For the year ended December 31, 2003 and the six months ended June 30, 2004
(unaudited)

Edgar Filing: INLAND WESTERN RETAIL REAL ESTATE TRUST INC - Form POS AM

(1) Business

Forks Town Center (the Property) is located in Easton, Pennsylvania. The Property consists of approximately 93,000 square feet of gross leasable area and was approximately 97% occupied at December 31, 2003. The Property is leased to sixteen tenants of which one tenant accounts for approximately 66% of base rental revenue for the year ended December 31, 2003. On July 27, 2004, Inland Western Retail Real Estate Trust, Inc. ("IWRRETI") acquired the Property from an unaffiliated third-party.

A portion of Forks Town Center (representing approximately 75,000 square feet of the Property's gross leasable area) was completed as of December 31, 2002. The remaining portion of the Property (representing the remaining approximately 18,000 square feet of the Property's gross leasable area) was under construction and completed during 2003.

(2) Basis of Presentation

The Historical Summary of Gross Income and Direct Operating Expenses ("Historical Summary") has been prepared for the purpose of complying with Rule 3-14 of the Securities and Exchange Commission Regulation S-X and for inclusion in the Registration Statement on Form S-11 of IWRRETI and is not intended to be a complete presentation of the Property's revenues and expenses. The Historical Summary has been prepared on the accrual basis of accounting and requires management of the Property to make estimates and assumptions that affect the reported amounts of the revenues and expenses during the reporting period. Actual results may differ from those estimates.

All adjustments necessary for a fair presentation have been made to the accompanying unaudited amounts for the six months ended June 30, 2004.

(3) Gross Income

The Property leases retail space under various lease agreements with its tenants. All leases are accounted for as operating leases. The leases include provisions under which the Property is reimbursed for common area, real estate, and insurance costs. Revenue related to these reimbursed costs is recognized in the period the applicable costs are incurred and billed to tenants pursuant to the lease agreements. Certain leases contain renewal options at various periods at various rental rates.

Although certain leases may provide for tenant occupancy during periods for which no rent is due and/or increases exist in minimum lease payments over the term of the lease, rental income accrues for the full period of occupancy on a straight-line basis. Related adjustments increased base rental income by \$53,375 for the year ended December 31, 2003.

F-214

FORKS TOWN CENTER

Notes to Historical Summary of Gross Income and Direct Operating Expenses
For the year ended December 31, 2003 and the six months ended June 30, 2004
(unaudited)
(continued)

Minimum rents to be received from tenants under operating leases which terms range from three to 20 years, in effect at December 31, 2003, are as follows:

YEAR

TOTAL

| | |
|------------|---------------|
| | ----- |
| 2004 | \$ 1,488,512 |
| 2005 | 1,493,112 |
| 2006 | 1,480,646 |
| 2007 | 1,438,846 |
| 2008 | 1,158,106 |
| Thereafter | 13,467,776 |
| | ----- |
| | \$ 20,526,998 |
| | ===== |

Base rental income includes \$36,000 of rent from one tenant that subsequently terminated its rental agreement in June 2004. The minimum rents schedule above includes \$177,000 related to such tenant, as the lease was still valid as of December 31, 2003.

(4) Direct Operating Expenses

Direct operating expenses include only those costs expected to be comparable to the proposed future operations of the Property. Repairs and maintenance expenses are charged to operations as incurred. Costs such as depreciation, amortization, management fees, interest expense related to mortgage debt not assumed, and professional fees are excluded from the Historical Summary.

F-215

INDEPENDENT AUDITORS' REPORT

The Board of Directors
Inland Western Retail Real Estate Trust, Inc.

We have audited the accompanying Combined Historical Summary of Gross Income and Direct Operating Expenses ("Historical Summary") of the Properties owned by Capital Centre, LLC, Gateway Village Limited Partnership, Bel Air Square Joint Venture, Towson Circle Joint Venture LLP, and Reisterstown Plaza Holdings, LLC (collectively the "Properties") for the year ended December 31, 2003. This Combined Historical Summary is the responsibility of management of Inland Western Retail Real Estate Trust, Inc. Our responsibility is to express an opinion on the Historical Summary based on our audit.

We conducted our audit in accordance with auditing standards generally accepted in the United States of America. Those standards require that we plan and perform the audit to obtain reasonable assurance about whether the Combined Historical Summary is free of material misstatement. An audit includes examining, on a test basis, evidence supporting the amounts and disclosures in the Combined Historical Summary. An audit also includes assessing the accounting principles used and significant estimates made by management, as well as evaluating the overall presentation of the Combined Historical Summary. We believe that our audit provides a reasonable basis for our opinion.

The accompanying Combined Historical Summary was prepared for the purpose of complying with the rules and regulations of the Securities and Exchange Commission and for inclusion in the Registration Statement on Form S-11 of Inland Western Retail Real Estate Trust, Inc., as described in note 2. It is not intended to be a complete presentation of the Properties' revenues and expenses.

In our opinion, the Combined Historical Summary referred to above presents fairly, in all material respects, the gross income and direct operating expenses

Edgar Filing: INLAND WESTERN RETAIL REAL ESTATE TRUST INC - Form POS AM

described in note 2 of the Properties owned by Capital Centre, LLC, Gateway Village limited Partnership, Bel Air Square Joint Venture, Towson Circle Joint Venture LLP, and Reisterstown Plaza Holdings, LLC for the year ended December 31, 2003, in conformity with accounting principles generally accepted in the United States of America.

KPMG LLP

Chicago, Illinois
August 6, 2004

F-216

CAPITAL CENTRE, LLC, GATEWAY VILLAGE LIMITED PARTNERSHIP, BEL AIR SQUARE JOINT VENTURE, TOWSON CIRCLE JOINT VENTURE LLP, AND REISTERSTOWN PLAZA HOLDINGS, LLC
Combined Historical Summary of Gross Income and Direct Operating Expenses
For the year ended December 31, 2003 and the six months ended June 30, 2004
(unaudited)

| | For the six months ended June 30, 2004 ----- (unaudited) |
|---|--|
| Gross income: | |
| Base rental income | \$ 11,388,110 |
| Operating expense and real estate tax recoveries | 1,935,133 |
| Other Income | 104,905 |
| | ----- |
| Total gross income | 13,428,148 |
| | ----- |
| Direct operating expenses: | |
| Operating expenses | 2,479,864 |
| Real estate taxes | 997,206 |
| Insurance | 293,718 |
| Ground Rent | 73,147 |
| | ----- |
| Total direct operating expenses | 3,843,935 |
| | ----- |
| Excess of gross income over direct operating expenses | \$ 9,584,213 |
| | ===== |

See accompanying notes to combined historical summary of gross income and direct operating expense.

F-217

CAPITAL CENTRE, LLC, GATEWAY VILLAGE LIMITED PARTNERSHIP, BEL AIR SQUARE JOINT VENTURE, TOWSON CIRCLE JOINT VENTURE LLP AND REISTERSTOWN PLAZA HOLDINGS, LLC
Notes to Combined Historical Summary of Gross Income and Direct Operating Expenses

Edgar Filing: INLAND WESTERN RETAIL REAL ESTATE TRUST INC - Form POS AM

For the year ended December 31, 2003 and the six months ended June 30, 2004
(unaudited)

(1) Business

The Properties owned by Capital Centre, LLC, Gateway Village Limited Partnership, Bel Air Square Joint Venture, Towson Circle Joint Venture LLP, and Reisterstown Plaza Holdings, LLC (collectively the "Properties") consists of the following:

| Entity | Name | Gross Leasable Area (unaudited) | Locati |
|-------------------------------------|-----------------------------|--|----------|
| Capital Centre, LLC | Boulevard at Capital Centre | 515,000 | Landover |
| Gateway Village Limited Partnership | Gateway Village | 274,000 | Annapoli |
| Bel Air Square Joint Venture | Tollgate Marketplace | 393,000 | Bel Air, |
| Towson Circle Joint Venture, LLP | Towson Circle | 178,000 | Towson, |
| Reisterstown Plaza Holdings, LLC | Reisterstown Road Plaza | 782,000 | Baltimor |

Thirteen tenants account for 40% or the Properties' base rental income.

Inland Western Retail Real Estate Trust, Inc. ("IWRRETI") through established limited liability companies ("LLC's") entered into contracts to become joint venture partners in the ownership and operation of the Properties with unaffiliated third parties. IWRRETI has contributed into all but Capital Centre LLC.

In each instance IWRRETI owns or will own a 95% profits interest in the LLC's and will control the LLC's management and operation of the Properties. The Combined Historical Summary represents the combination of the Properties described above prior to IWRRETI's contribution into the LLCs. There were no transactions between the Properties which required elimination in combination.

A portion of Boulevard at Capital Centre and Reisterstown Road Plaza (representing approximately 321,000 and 694,000 square feet, respectively) of the Properties gross leasable area was under construction and completed during 2003. The remaining portion of the Properties' gross leasable area (representing approximately 194,000 and 88,000 square feet, respectively) was under construction as of December 31, 2003. Real estate taxes and ground rent are excluded in the Combined Historical Summary related to the portions of the Properties under construction.

F-218

CAPITAL CENTRE, LLC, GATEWAY VILLAGE LIMITED PARTNERSHIP, BEL AIR SQUARE JOINT VENTURE, TOWSON CIRCLE JOINT VENTURE LLP AND REISTERSTOWN PLAZA HOLDINGS, LLC
Notes to Combined Historical Summary of Gross Income and Direct Operating Expenses

For the year ended December 31, 2003 and the six months ended June 30, 2004
(unaudited)

Edgar Filing: INLAND WESTERN RETAIL REAL ESTATE TRUST INC - Form POS AM

(continued)

(2) Basis of Presentation

The Combined Historical Summary of Gross Income and Direct Operating Expenses ("Combined Historical Summary") has been prepared for the purpose of complying with Rule 3-14 of the Securities and Exchange Commission Regulation S-X and for inclusion in the Registration Statement on Form S-11 of IWRRETI and is not intended to be a complete presentation of the Property's revenues and expenses. The Combined Historical Summary has been prepared on the accrual basis of accounting and requires management of the Property to make estimates and assumptions that affect the reported amounts of the revenues and expenses during the reporting period. Actual results may differ from those estimates.

All adjustments necessary for a fair presentation have been made to the accompanying unaudited amounts for the six months ended June 30, 2004.

(3) Gross Income

The Property leases retail space under various lease agreements with its tenants. All leases are accounted for as operating leases. The leases include provisions under which the Property is reimbursed for common area, real estate, and insurance costs. Revenue related to these reimbursed costs is recognized in the period the applicable costs are incurred and billed to tenants pursuant to the lease agreements. Certain leases contain renewal options at various periods at various rental rates. Certain of the leases contain provision for contingent rentals. Recognition of contingent rental income is deferred until the target that triggers the contingent rental income is achieved. Contingent rent of \$384,157 was earned during the year ended December 31, 2003 and included in base rental income in the Combined Historical Summary.

In addition, rental income included \$51,381 of rent from three tenants that pay monthly rent based upon a percentage of monthly sales in lieu of minimum rents provided in the lease. The minimum rents schedule below excludes such tenants.

Although certain leases may provide for tenant occupancy during periods for which no rent is due and/or increases exist in minimum lease payments over the term of the lease, rental income accrues for the full period of occupancy on a straight-line basis. Related adjustments increased base rental income by \$385,193 for the year ended December 31, 2003.

F-219

CAPITAL CENTRE, LLC, GATEWAY VILLAGE LIMITED PARTNERSHIP, BEL AIR SQUARE JOINT VENTURE, TOWSON CIRCLE JOINT VENTURE LLP AND REISTERSTOWN PLAZA HOLDINGS, LLC
Notes to Combined Historical Summary of Gross Income and Direct Operating Expenses
For the year ended December 31, 2003 and the six months ended June 30, 2004
(unaudited)
(continued)

Minimum rents to be received from tenants under operating leases which terms range from one year to 25 years, in effect at December 31, 2003, are as follows:

| YEAR | TOTAL |
|-------|---------------|
| ----- | ----- |
| 2004 | \$ 23,146,780 |

Edgar Filing: INLAND WESTERN RETAIL REAL ESTATE TRUST INC - Form POS AM

| | |
|------------|----------------|
| 2005 | 25,731,908 |
| 2006 | 25,160,727 |
| 2007 | 24,317,293 |
| 2008 | 23,244,717 |
| Thereafter | 160,625,600 |
| | ----- |
| | \$ 282,227,025 |
| | ===== |

(4) Direct Operating Expenses

Direct operating expenses include only those costs expected to be comparable to the proposed future operations of the Property. Repairs and maintenance expenses are charged to operations as incurred. Costs such as depreciation, amortization, management fees, interest expense related to mortgage debt not assumed, and professional fees are excluded from the Combined Historical Summary.

Boulevard at Capital Centre is subject to a ground lease with annual payments, payable to an unaffiliated third party. The ground lease matures in 2070. Although the ground lease provides for increases in minimum rent payments over the term of the lease, ground lease expense accrues on a straight-line basis. The related adjustment increased ground rent expense by approximately \$9,078 for the year ended December 31, 2003.

Minimum rents to be paid to the unaffiliated third party under the ground lease in effect at December 31, 2003 are as follows:

| YEAR | TOTAL |
|------------|--------------|
| ----- | ----- |
| 2004 | \$ 92,824 |
| 2005 | 94,057 |
| 2006 | 97,433 |
| 2007 | 98,579 |
| 2008 | 99,791 |
| Thereafter | 9,477,524 |
| | ----- |
| | \$ 9,960,208 |
| | ===== |

F-220

INDEPENDENT AUDITORS' REPORT

The Board of Directors
Inland Western Retail Real Estate Trust, Inc.

We have audited the accompanying Historical Summary of Gross Income and Direct Operating Expenses ("Historical Summary") of The Shops at Boardwalk ("the Property") for the period from May 30, 2003 (commencement of operations) to December 31, 2003. This Historical Summary is the responsibility of management of Inland Western Retail Real Estate Trust, Inc. Our responsibility is to express an opinion on the Historical Summary based on our audit.

We conducted our audit in accordance with auditing standards generally accepted

Edgar Filing: INLAND WESTERN RETAIL REAL ESTATE TRUST INC - Form POS AM

in the United States of America. Those standards require that we plan and perform the audit to obtain reasonable assurance about whether the Historical Summary is free of material misstatement. An audit includes examining, on a test basis, evidence supporting the amounts and disclosures in the Historical Summary. An audit also includes assessing the accounting principles used and significant estimates made by management, as well as evaluating the overall presentation of the Historical Summary. We believe that our audit provides a reasonable basis for our opinion.

The accompanying Historical Summary was prepared for the purpose of complying with the rules and regulations of the Securities and Exchange Commission and for inclusion in the Registration Statement on Form S-11 of Inland Western Retail Real Estate Trust, Inc., as described in note 2. It is not intended to be a complete presentation of the Property's revenues and expenses.

In our opinion, the Historical Summary referred to above presents fairly, in all material respects, the gross income and direct operating expenses described in note 2 of The Shops at Boardwalk for the period from May 30, 2003 (commencement of operations) to December 31, 2003, in conformity with accounting principles generally accepted in the United States of America.

KPMG LLP

Chicago, Illinois
August 25, 2004

F-221

THE SHOPS AT BOARDWALK

Historical Summary of Gross Income and Direct Operating Expenses
For the period from May 30, 2003 (commencement of operations) to December 31, 2003, and the six months ended June 30, 2004 (unaudited)

| | For the six months ended June 30, 2004 |
|--|--|
| | ----- (unaudited) |
| Gross income: | |
| Base rental income | \$ 976,541 |
| Operating expense and real estate tax recoveries | 357,069 |
| | ----- |
| Total gross income | 1,333,610 |
| | ----- |
| Direct operating expenses: | |
| Operating expenses | 288,162 |
| Real estate taxes | 207,700 |
| Insurance | 18,684 |
| | ----- |
| Total direct operating expenses | 514,546 |
| | ----- |

Edgar Filing: INLAND WESTERN RETAIL REAL ESTATE TRUST INC - Form POS AM

Excess of gross income over direct operating expenses \$ 819,064
=====

See accompanying notes to historical summary of gross income and direct operating expense.

F-222

THE SHOPS AT BOARDWALK

Notes to Historical Summary of Gross Income and Direct Operating Expenses
For the period from May 30, 2003 (commencement of operations) to December 31, 2003, and the six months ended June 30, 2004 (unaudited)

(1) Business

The Shops at Boardwalk ("the Property") is located in Kansas City, Missouri. The Property consists of approximately 123,265 square feet of gross leasable area and was approximately 61.97% occupied at December 31, 2003. The Property is leased to 18 tenants of which one tenant that accounts for approximately 16% of base rental revenue for the period from May 30, 2003 (commencement of operations) to December 31, 2003. On July 1, 2004, Inland Western Retail Real Estate Trust, Inc. ("IWRRETI") acquired the Property from an unaffiliated third-party.

(2) Basis of Presentation

The Historical Summary of Gross Income and Direct Operating Expenses ("Historical Summary") has been prepared for the purpose of complying with Rule 3-14 of the Securities and Exchange Commission Regulation S-X and for inclusion in the Registration Statement on Form S-11 of IWRRETI and is not intended to be a complete presentation of the Property's revenues and expenses. The Historical Summary has been prepared on the accrual basis of accounting and requires management of the Property to make estimates and assumptions that affect the reported amounts of the revenues and expenses during the reporting period. Actual results may differ from those estimates.

All adjustments necessary for a fair presentation have been made to the accompanying unaudited amounts for the six months ended June 30, 2004.

(3) Gross Income

The Property leases retail space under various lease agreements with its tenants. All leases are accounted for as operating leases. The leases include provisions under which the Property is reimbursed for common area, real estate, and insurance costs. Revenue related to these reimbursed costs is recognized in the period the applicable costs are incurred and billed to tenants pursuant to the lease agreements. Certain leases contain renewal options at various periods at various rental rates. Certain of the leases contain provision for contingent rentals. Recognition of contingent rental income is deferred until the target that triggers the contingent rental income is achieved. No contingent rent was earned during the period from May 30, 2003 (commencement of operations) to December 31, 2003.

Although certain leases may provide for tenant occupancy during periods for which no rent is due and/or increases exist in minimum lease payments over the term of the lease, rental income accrues for the full period of occupancy on a straight-line basis. Related adjustments increased base rental income by \$184,160 for the period from May 30, 2003 (commencement of

operations) to December 31, 2003.

F-223

THE SHOPS AT BOARDWALK

Notes to Historical Summary of Gross Income and Direct Operating Expenses
 For the period from May 30, 2003 (commencement of operations) to December 31,
 2003, and the six months ended June 30, 2004 (unaudited)
 (continued)

Minimum rents to be received from tenants under operating leases, which
 terms range from five to 20 years, in effect at December 31, 2003, are as
 follows:

| YEAR | TOTAL |
|------------|---------------|
| ----- | ----- |
| 2004 | \$ 1,716,081 |
| 2005 | 1,978,726 |
| 2006 | 1,988,182 |
| 2007 | 1,998,578 |
| 2008 | 1,748,381 |
| Thereafter | 9,118,444 |
| | ----- |
| | \$ 18,548,392 |
| | ===== |

(4) Direct Operating Expenses

Direct operating expenses include only those costs expected to be comparable to
 the proposed future operations of the Property. Repairs and maintenance expenses
 are charged to operations as incurred. Costs such as depreciation, amortization,
 management fees, interest expense related to mortgage debt not assumed, and
 professional fees are excluded from the Historical Summary.

F-224

INDEPENDENT AUDITORS' REPORT

The Board of Directors
 Inland Western Retail Real Estate Trust, Inc.

We have audited the accompanying Historical Summary of Gross Income and Direct
 Operating Expenses ("Historical Summary") of Manchester Meadows ("the Property")
 for the year ended December 31, 2003. This Historical Summary is the
 responsibility of management of Inland Western Retail Real Estate Trust, Inc.
 Our responsibility is to express an opinion on the Historical Summary based on
 our audit.

We conducted our audit in accordance with auditing standards generally accepted
 in the United States of America. Those standards require that we plan and
 perform the audit to obtain reasonable assurance about whether the Historical
 Summary is free of material misstatement. An audit includes examining, on a test
 basis, evidence supporting the amounts and disclosures in the Historical
 Summary. An audit also includes assessing the accounting principles used and

Edgar Filing: INLAND WESTERN RETAIL REAL ESTATE TRUST INC - Form POS AM

significant estimates made by management, as well as evaluating the overall presentation of the Historical Summary. We believe that our audit provides a reasonable basis for our opinion.

The accompanying Historical Summary was prepared for the purpose of complying with the rules and regulations of the Securities and Exchange Commission and for inclusion in Post-Effective Amendment No. 5 to the Registration Statement on Form S-11 of Inland Western Retail Real Estate Trust, Inc., as described in note 2. It is not intended to be a complete presentation of the Property's revenues and expenses.

In our opinion, the Historical Summary referred to above presents fairly, in all material respects, the gross income and direct operating expenses described in note 2 of Manchester Meadows for the year ended December 31, 2003, in conformity with accounting principles generally accepted in the United States of America.

KPMG LLP

Chicago, Illinois
September 1, 2004

F-225

MANCHESTER MEADOWS

Historical Summary of Gross Income and Direct Operating Expenses
For the year ended December 31, 2003 and the six months ended June 30, 2004
(unaudited)

| | For the six months ended June 30, 2004 (unaudited) |
|---|---|
| Gross income: | |
| Base rental income | \$ 2,041,721 |
| Contingent Rent | - |
| Operating expense and real estate tax recoveries | 644,313 |
| | ----- |
| Total gross income | 2,686,034 |
| | ----- |
| Direct operating expenses: | |
| Operating expenses | 200,959 |
| Real estate taxes | 397,296 |
| Insurance | 48,066 |
| | ----- |
| Total direct operating expenses | 646,321 |
| | ----- |
| Excess of gross income over direct operating expenses | \$ 2,039,713 |
| | ===== |

See accompanying notes to historical summary of gross income and direct

operating expense.

F-226

MANCHESTER MEADOWS

Notes to Historical Summary of Gross Income and Direct Operating Expenses
For the year ended December 31, 2003 and the six months ended June 30, 2004
(unaudited)

(1) Business

Manchester Meadows ("the Property") is located in Town and Country, Missouri. The Property consists of 454,172 square feet of gross leasable area and was approximately 99% occupied at December 31, 2003. The Property is leased to a total of 22 tenants, of which two tenants account for approximately 47% of base rental revenue for the year ended December 31, 2003. On August 12, 2004, Inland Western Retail Real Estate Trust, Inc. ("IWRRETI") acquired the Property from an unaffiliated third-party.

(2) Basis of Presentation

The Historical Summary of Gross Income and Direct Operating Expenses ("Historical Summary") has been prepared for the purpose of complying with Rule 3-14 of the Securities and Exchange Commission Regulation S-X and for inclusion in the Post-Effective Amendment No. 5 to the Registration Statement on Form S-11 of IWRRETI and is not intended to be a complete presentation of the Property's revenues and expenses. The Historical Summary has been prepared on the accrual basis of accounting and requires management of the Property to make estimates and assumptions that affect the reported amounts of the revenues and expenses during the reporting period. Actual results may differ from those estimates.

All adjustments necessary for a fair presentation have been made to the accompanying unaudited amounts for the six months ended June 30, 2004.

(3) Gross Income

The Property leases retail space under various lease agreements with its tenants. All leases are accounted for as operating leases. The leases include provisions under which the Property is reimbursed for common area, real estate, and insurance costs. Revenue related to these reimbursed costs is recognized in the period the applicable costs are incurred and billed to tenants pursuant to the lease agreements. Certain leases contain renewal options at various periods at various rental rates. Certain of the leases contain provision for contingent rentals. Recognition of contingent rental income is deferred until the target that triggers the contingent rental income is achieved. Contingent rent of \$17,086 was earned during the year ended December 31, 2003.

The Property has one ground lease that is classified as an operating lease with a term extending until August 31, 2005. Total ground lease income was \$75,600 and is included in base rental income in the accompanying Historical Summary for the year ended December 31, 2003.

Although certain leases may provide for tenant occupancy during periods for which no rent is due and/or increases exist in minimum lease payments over the term of the lease, rental income accrues for the full period of occupancy on a straight-line basis. Related adjustments decreased base rental income by \$10,221 for the year ended December 31, 2003.

F-227

MANCHESTER MEADOWS

Notes to Historical Summary of Gross Income and Direct Operating Expenses
 For the year ended December 31, 2003 and the six months ended June 30, 2004
 (unaudited)
 (continued)

Minimum rents to be received from tenants under operating leases, which terms range from five to 25 years, in effect at December 31, 2003, are as follows:

| TOTAL |
|---------------|
| ----- |
| \$ 3,790,741 |
| 2,996,909 |
| 2,880,005 |
| 2,766,580 |
| 2,702,438 |
| 18,154,477 |
| ----- |
| \$ 33,291,150 |
| ===== |

(4) Direct Operating Expenses

Direct operating expenses include only those costs expected to be comparable to the proposed future operations of the Property. Repairs and maintenance expenses are charged to operations as incurred. Costs such as depreciation, amortization, management fees, interest expense related to mortgage debt not assumed, and professional fees are excluded from the Historical Summary.

F-228

INDEPENDENT AUDITORS' REPORT

The Board of Directors
 Inland Western Retail Real Estate Trust, Inc.

We have audited the accompanying Historical Summary of Gross Income and Direct Operating Expenses ("Historical Summary") of Governor's Marketplace ("the Property") for the year ended December 31, 2003. This Historical Summary is the responsibility of management of Inland Western Retail Real Estate Trust, Inc. Our responsibility is to express an opinion on the Historical Summary based on our audit.

We conducted our audit in accordance with auditing standards generally accepted in the United States of America. Those standards require that we plan and perform the audit to obtain reasonable assurance about whether the Historical Summary is free of material misstatement. An audit includes examining, on a test basis, evidence supporting the amounts and disclosures in the Historical Summary. An audit also includes assessing the accounting principles used and significant estimates made by management, as well as evaluating the overall presentation of the Historical Summary. We believe that our audit provides a reasonable basis for our opinion.

Edgar Filing: INLAND WESTERN RETAIL REAL ESTATE TRUST INC - Form POS AM

The accompanying Historical Summary was prepared for the purpose of complying with the rules and regulations of the Securities and Exchange Commission and for inclusion in Post-Effective Amendment No. 5 to the Registration Statement on Form S-11 of Inland Western Retail Real Estate Trust, Inc., as described in note 2. It is not intended to be a complete presentation of the Property's revenues and expenses.

In our opinion, the Historical Summary referred to above presents fairly, in all material respects, the gross income and direct operating expenses described in note 2 of Governor's Marketplace for the year ended December 31, 2003, in conformity with accounting principles generally accepted in the United States of America.

KPMG LLP

Chicago, Illinois
September 3, 2004

F-229

GOVERNOR'S MARKETPLACE
Historical Summary of Gross Income and Direct Operating Expenses
For the year ended December 31, 2003 and the six months ended June 30, 2004
(unaudited)

| | For the six months ended June 30, 2004 (unaudited) |
|---|---|
| Gross income: | |
| Base rental income | \$ 1,445,892 |
| Operating expense and real estate tax recoveries | 171,315 |
| | ----- |
| Total gross income | 1,617,207 |
| | ----- |
| Direct operating expenses: | |
| Operating expenses | 102,701 |
| Real estate taxes | 91,472 |
| Insurance | 173,835 |
| | ----- |
| Total direct operating expenses | 368,008 |
| | ----- |
| Excess of gross income over direct operating expenses | \$ 1,249,199 |
| | ===== |

See accompanying notes to historical summary of gross income and direct operating expense.

F-230

Edgar Filing: INLAND WESTERN RETAIL REAL ESTATE TRUST INC - Form POS AM

GOVERNOR'S MARKETPLACE

Notes to Historical Summary of Gross Income and Direct Operating Expenses
For the year ended December 31, 2003 and the six months ended June 30, 2004
(unaudited)

(1) Business

Governor's Marketplace ("the Property") is located in Tallahassee, Florida. The Property consists of approximately 265,541 square feet of gross leasable area and was approximately 83% occupied at December 31, 2003. The Property is leased to 18 tenants of which five tenants account for approximately 53% of base rental revenue for the year ended December 31, 2003. On August 17, 2004, Inland Western Retail Real Estate Trust, Inc. ("IWRRETI") acquired the Property from an unaffiliated third-party.

A portion of Governor's Marketplace was under construction during 2003. Operations commenced on July 28, 2000 with a portion of the Property's gross leasable area (representing 220,850 square feet) completed as of December 31, 2003. Of the remaining portion of the Property's gross leasable area, 16,690 square feet is under construction and scheduled to be completed during 2004. 28,001 square feet is undeveloped land.

(2) Basis of Presentation

The Historical Summary of Gross Income and Direct Operating Expenses ("Historical Summary") has been prepared for the purpose of complying with Rule 3-14 of the Securities and Exchange Commission Regulation S-X and for inclusion in Post-Effective Amendment No. 5 to the Registration Statement on Form S-11 of IWRRETI and is not intended to be a complete presentation of the Property's revenues and expenses. The Historical Summary has been prepared on the accrual basis of accounting and requires management of the Property to make estimates and assumptions that affect the reported amounts of the revenues and expenses during the reporting period. Actual results may differ from those estimates.

All adjustments necessary for a fair presentation have been made to the accompanying unaudited amounts for the six months ended June 30, 2004.

(3) Gross Income

The Property leases retail space under various lease agreements with its tenants. All leases are accounted for as operating leases. The leases include provisions under which the Property is reimbursed for common area, real estate, and insurance costs. Revenue related to these reimbursed costs is recognized in the period the applicable costs are incurred and billed to tenants pursuant to the lease agreements. Certain leases contain renewal options at various periods at various rental rates. Certain of the leases contain provision for contingent rentals. Recognition of contingent rental income is deferred until the target that triggers the contingent rental income is achieved. No contingent rent was earned during the year ended December 31, 2003.

The Property has one ground lease that is classified as an operating lease with terms extending through November 30, 2012. Total ground lease income was \$63,600 and is included in base rental income in the accompanying Historical Summary for the year ended December 31, 2003.

Although certain leases may provide for tenant occupancy during periods for which no rent is due and/or increases exist in minimum lease payments over the term of the lease, rental income accrues for the full period of occupancy on a straight-line basis. Related adjustments increased base rental income by \$223,324 for the year ended December 31, 2003.

GOVERNOR'S MARKETPLACE

Notes to Historical Summary of Gross Income and Direct Operating Expenses
 For the year ended December 31, 2003 and the six months ended June 30, 2004
 (unaudited)
 (continued)

Minimum rents to be received from tenants under operating leases, which terms range from five to 16 years, in effect at December 31, 2003, are as follows:

| YEAR | TOTAL |
|------------|---------------|
| ----- | ----- |
| 2004 | \$ 2,870,026 |
| 2005 | 3,028,732 |
| 2006 | 2,901,670 |
| 2007 | 2,529,017 |
| 2008 | 2,260,420 |
| Thereafter | 8,985,450 |
| | ----- |
| | \$ 22,575,315 |
| | ===== |

(4) Direct Operating Expenses

Direct operating expenses include only those costs expected to be comparable to the proposed future operations of the Property. Repairs and maintenance expenses are charged to operations as incurred. Costs such as depreciation, amortization, management fees, insurance, interest expense related to mortgage debt not assumed, and professional fees are excluded from the Historical Summary.

The property is subject to ground leases with fixed annual payments, payable to an unaffiliated third party, of \$270,000 until September 30, 2085, and \$60,000 until December 31, 2087. In addition, the property incurred overage rent of \$12,876 for the twelve months ended December 31, 2003. The ground leases mature in 2085 and 2087, respectively. A portion of the ground lease expense has been capitalized in 2003 as the Property was under construction.

Fixed minimum rents to be paid to the unaffiliated third party under the ground lease in effect at December 31, 2003 are as follows:

| YEAR | TOTAL |
|------------|---------------|
| ----- | ----- |
| 2004 | \$ 330,000 |
| 2005 | 330,000 |
| 2006 | 330,000 |
| 2007 | 330,000 |
| 2008 | 330,000 |
| Thereafter | 25,530,000 |
| | ----- |
| | \$ 27,180,000 |
| | ===== |

F-232

INDEPENDENT AUDITORS' REPORT

The Board of Directors
Inland Western Retail Real Estate Trust, Inc.

We have audited the accompanying Historical Summary of Gross Income and Direct Operating Expenses ("Historical Summary") of Mitchell Ranch Plaza ("the Property") for the period from June 30, 2003 (commencement of operations) to December 31, 2003. This Historical Summary is the responsibility of management of Inland Western Retail Real Estate Trust, Inc. Our responsibility is to express an opinion on the Historical Summary based on our audit.

We conducted our audit in accordance with auditing standards generally accepted in the United States of America. Those standards require that we plan and perform the audit to obtain reasonable assurance about whether the Historical Summary is free of material misstatement. An audit includes examining, on a test basis, evidence supporting the amounts and disclosures in the Historical Summary. An audit also includes assessing the accounting principles used and significant estimates made by management, as well as evaluating the overall presentation of the Historical Summary. We believe that our audit provides a reasonable basis for our opinion.

The accompanying Historical Summary was prepared for the purpose of complying with the rules and regulations of the Securities and Exchange Commission and for inclusion in the Post-Effective Amendment No. 5 to the Registration Statement on Form S-11 of Inland Western Retail Real Estate Trust, Inc., as described in note 2. It is not intended to be a complete presentation of the Property's revenues and expenses.

In our opinion, the Historical Summary referred to above presents fairly, in all material respects, the gross income and direct operating expenses described in note 2 of Mitchell Ranch Plaza for the period from June 30, 2003 (commencement of operations) to December 31, 2003, in conformity with accounting principles generally accepted in the United States of America.

KPMG LLP

Chicago, Illinois
September 1, 2004

F-233

MITCHELL RANCH PLAZA

Historical Summary of Gross Income and Direct Operating Expenses
For the period from June 30, 2003 (commencement of operations) to December 31,
2003 and the six months ended June 30, 2004 (unaudited)

For the six months
ended

Edgar Filing: INLAND WESTERN RETAIL REAL ESTATE TRUST INC - Form POS AM

June 30, 2004

(unaudited)

| | |
|---|--------------|
| Gross income: | |
| Base rental income | \$ 1,122,351 |
| Operating expense and real estate tax recoveries | 187,757 |
| | ----- |
| Total gross income | 1,310,108 |
| | ----- |
| Direct operating expenses: | |
| Operating expenses | 90,848 |
| Real estate taxes | 90,030 |
| Insurance | 21,402 |
| | ----- |
| Total direct operating expenses | 202,280 |
| | ----- |
| Excess of gross income over direct operating expenses | \$ 1,107,828 |
| | ===== |

See accompanying notes to historical summary of gross income and direct operating expense.

F-234

MITCHELL RANCH PLAZA

Notes to Historical Summary of Gross Income and Direct Operating Expenses
For the period from June 30, 2003 (commencement of operations) to December 31,
2003 and the six months ended June 30, 2004 (unaudited)

(1) Business

Mitchell Ranch Plaza ("the Property") is located in New Port Richey, Florida. The Property consists of approximately 200,304 square feet of gross leasable area and was approximately 85% occupied at December 31, 2003. The Property is leased to 33 tenants of which three tenants account for approximately 72% of base rental revenue for the period from June 30, 2003 (commencement of operations) to December 31, 2003. On August 25, 2004, Inland Western Retail Real Estate Trust, Inc. ("IWRRETI") acquired the Property from an unaffiliated third-party.

(2) Basis of Presentation

The Historical Summary of Gross Income and Direct Operating Expenses ("Historical Summary") has been prepared for the purpose of complying with Rule 3-14 of the Securities and Exchange Commission Regulation S-X and for inclusion in the Post-Effective Amendment No. 5 to the Registration Statement on Form S-11 of IWRRETI and is not intended to be a complete presentation of the Property's revenues and expenses. The Historical Summary has been prepared on the accrual basis of accounting and requires management of the Property to make estimates and assumptions that affect the reported amounts of the revenues and expenses during the reporting period. Actual results may differ from those estimates.

All adjustments necessary for a fair presentation have been made to the accompanying unaudited amounts for the six months ended June 30, 2004.

(3) Gross Income

The Property leases retail space under various lease agreements with its tenants. All leases are accounted for as operating leases. The leases include provisions under which the Property is reimbursed for common area, real estate, and insurance costs. Revenue related to these reimbursed costs is recognized in the period the applicable costs are incurred and billed to tenants pursuant to the lease agreements. Certain leases contain renewal options at various periods at various rental rates. Certain of the leases contain provision for contingent rentals. Recognition of contingent rental income is deferred until the target that triggers the contingent rental income is achieved. No contingent rent was earned during the period from June 30, 2003 (commencement of operations) to December 31, 2003.

Although certain leases may provide for tenant occupancy during periods for which no rent is due and/or increases exist in minimum lease payments over the term of the lease, rental income accrues for the full period of occupancy on a straight-line basis. Related adjustments increased base rental income by \$77,602 for the period from June 30, 2003 (commencement of operations) to December 31, 2003.

F-235

MITCHELL RANCH PLAZA

Notes to Historical Summary of Gross Income and Direct Operating Expenses
 For the period from June 30, 2003 (commencement of operations) to December 31,
 2003 and the six months ended June 30, 2004 (unaudited)
 (continued)

Minimum rents to be received from tenants under operating leases, which terms range from three to 20 years, in effect at December 31, 2003, are as follows:

| YEAR | TOTAL |
|------------|---------------|
| ----- | ----- |
| 2004 | \$ 2,237,421 |
| 2005 | 2,279,929 |
| 2006 | 2,253,825 |
| 2007 | 2,127,567 |
| 2008 | 2,058,164 |
| Thereafter | 12,355,030 |
| | ----- |
| | \$ 23,311,936 |
| | ===== |

(4) Direct Operating Expenses

Direct operating expenses include only those costs expected to be comparable to the proposed future operations of the Property. Repairs and maintenance expenses are charged to operations as incurred. Costs such as depreciation, amortization, management fees, interest expense related to mortgage debt not assumed, and professional fees are excluded from the Historical Summary.

F-236

Edgar Filing: INLAND WESTERN RETAIL REAL ESTATE TRUST INC - Form POS AM

INDEPENDENT AUDITORS' REPORT

The Board of Directors
Inland Western Retail Real Estate Trust, Inc.

We have audited the accompanying Historical Summary of Gross Income and Direct Operating Expenses ("Historical Summary") of The Columns ("the Property") for the period from October 8, 2003 (commencement of operations) to December 31, 2003. This Historical Summary is the responsibility of management of Inland Western Retail Real Estate Trust, Inc. Our responsibility is to express an opinion on the Historical Summary based on our audit.

We conducted our audit in accordance with auditing standards generally accepted in the United States of America. Those standards require that we plan and perform the audit to obtain reasonable assurance about whether the Historical Summary is free of material misstatement. An audit includes examining, on a test basis, evidence supporting the amounts and disclosures in the Historical Summary. An audit also includes assessing the accounting principles used and significant estimates made by management, as well as evaluating the overall presentation of the Historical Summary. We believe that our audit provides a reasonable basis for our opinion.

The accompanying Historical Summary was prepared for the purpose of complying with the rules and regulations of the Securities and Exchange Commission and for inclusion in the Post-Effective Amendment No. 5 to the Registration Statement on Form S-11 of Inland Western Retail Real Estate Trust, Inc., as described in note 2. It is not intended to be a complete presentation of the Property's revenues and expenses.

In our opinion, the Historical Summary referred to above presents fairly, in all material respects, the gross income and direct operating expenses described in note 2 of The Columns for the period from October 8, 2003 (commencement of operations) to December 31, 2003, in conformity with accounting principles generally accepted in the United States of America.

KPMG LLP

Chicago, Illinois
September 10, 2004

F-237

THE COLUMNS

Historical Summary of Gross Income and Direct Operating Expenses
For the period from October 8, 2003 (commencement of operations) to December 31,
2003 and the six months ended June 30, 2004 (unaudited)

| | For the six months ended June 30, 2004 |
|--|--|
| | ----- (unaudited) |
| Gross income: | |
| Base rental income | \$ 615,902 |
| Operating expense and real estate tax recoveries | 105,488 |

Edgar Filing: INLAND WESTERN RETAIL REAL ESTATE TRUST INC - Form POS AM

| | |
|---|------------|
| Total gross income | 721,390 |
| Direct operating expenses: | |
| Operating expenses | 51,836 |
| Real estate taxes | 66,571 |
| Insurance | 12,662 |
| Total direct operating expenses | 131,069 |
| Excess of gross income over direct operating expenses | \$ 590,321 |

See accompanying notes to historical summary of gross income and direct operating expense.

F-238

THE COLUMNS

Notes to Historical Summary of Gross Income and Direct Operating Expenses
For the period from October 8, 2003 (commencement of operations) to December 31,
2003 and the six months ended June 30, 2004 (unaudited)

(1) Business

The Columns ("the Property") is located in Jackson, Tennessee. The Property consists of approximately 128,600 square feet of gross leasable area and was approximately 78% occupied at December 31, 2003. The Property is leased to five tenants of which two tenants account for approximately 71% of base rental revenue for the period from October 8, 2003 (commencement of operations) to December 31, 2003. On August 25, 2004, Inland Western Retail Real Estate Trust, Inc. ("IWRRETI") acquired the Property from an unaffiliated third-party.

The Columns was under construction during 2003 and commenced operations October 8, 2003, with construction complete as of December 31, 2003.

(2) Basis of Presentation

The Historical Summary of Gross Income and Direct Operating Expenses ("Historical Summary") has been prepared for the purpose of complying with Rule 3-14 of the Securities and Exchange Commission Regulation S-X and for inclusion in the Post-Effective Amendment No. 5 to the Registration Statement on Form S-11 of IWRRETI and is not intended to be a complete presentation of the Property's revenues and expenses. The Historical Summary has been prepared on the accrual basis of accounting and requires management of the Property to make estimates and assumptions that affect the reported amounts of the revenues and expenses during the reporting period. Actual results may differ from those estimates.

All adjustments necessary for a fair presentation have been made to the accompanying unaudited amounts for the six months ended June 30, 2004.

(3) Gross Income

The Property leases retail space under various lease agreements with its tenants. All leases are accounted for as operating leases. The leases include provisions under which the Property is reimbursed for common area, real estate,

Edgar Filing: INLAND WESTERN RETAIL REAL ESTATE TRUST INC - Form POS AM

and insurance costs. Revenue related to these reimbursed costs is recognized in the period the applicable costs are incurred and billed to tenants pursuant to the lease agreements. Certain leases contain renewal options at various periods at various rental rates. Certain of the leases contain provision for contingent rentals. Recognition of contingent rental income is deferred until the target that triggers the contingent rental income is achieved. No contingent rent of was earned during the period from October 8, 2003 (commencement of operations) to December 31, 2003.

In addition, rental income includes \$9,732 of rent from one tenant that pays monthly rent based upon a percentage of monthly sales in lieu of minimum rents provided in the lease as the cotenancy requirement was not met for the period from October 8, 2003 (commencement of operations) to December 31, 2003.

Although certain leases may provide for tenant occupancy during periods for which no rent is due and/or increases exist in minimum lease payments over the term of the lease, rental income accrues for the full period of occupancy on a straight-line basis. Related adjustments increased base rental income by \$2,774 for the period from October 8, 2003 (commencement of operations) to December 31, 2003.

F-239

THE COLUMNS

Notes to Historical Summary of Gross Income and Direct Operating Expenses
For the period from October 8, 2003 (commencement of operations) to December 31, 2003 and the six months ended June 30, 2004 (unaudited)
(continued)

Minimum rents to be received from tenants under operating leases, which terms range from five to ten years, in effect at December 31, 2003, are as follows:

| YEAR | TOTAL |
|------------|---------------|
| ----- | ----- |
| 2004 | \$ 1,346,993 |
| 2005 | 1,480,470 |
| 2006 | 1,482,468 |
| 2007 | 1,485,966 |
| 2008 | 1,489,103 |
| Thereafter | 4,900,972 |
| | ----- |
| | \$ 12,185,972 |
| | ===== |

(4) Direct Operating Expenses

Direct operating expenses include only those costs expected to be comparable to the proposed future operations of the Property. Repairs and maintenance expenses are charged to operations as incurred. Costs such as depreciation, amortization, management fees, interest expense related to mortgage debt not assumed, and professional fees are excluded from the Historical Summary.

F-240

Edgar Filing: INLAND WESTERN RETAIL REAL ESTATE TRUST INC - Form POS AM

The Board of Directors
Inland Western Retail Real Estate Trust, Inc.

We have audited the accompanying Historical Summary of Gross Income and Direct Operating Expenses ("Historical Summary") of Saucon Valley Square ("the Property") for the year ended December 31, 2003. This Historical Summary is the responsibility of management of Inland Western Retail Real Estate Trust, Inc. Our responsibility is to express an opinion on the Historical Summary based on our audit.

We conducted our audit in accordance with auditing standards generally accepted in the United States of America. Those standards require that we plan and perform the audit to obtain reasonable assurance about whether the Historical Summary is free of material misstatement. An audit includes examining, on a test basis, evidence supporting the amounts and disclosures in the Historical Summary. An audit also includes assessing the accounting principles used and significant estimates made by management, as well as evaluating the overall presentation of the Historical Summary. We believe that our audit provides a reasonable basis for our opinion.

The accompanying Historical Summary was prepared for the purpose of complying with the rules and regulations of the Securities and Exchange Commission and for inclusion in Post-Effective Amendment No. 5 to the Registration Statement on Form S-11 of Inland Western Retail Real Estate Trust, Inc., as described in note 2. It is not intended to be a complete presentation of the Property's revenues and expenses.

In our opinion, the Historical Summary referred to above presents fairly, in all material respects, the gross income and direct operating expenses described in note 2 of Saucon Valley Square for the year ended December 31, 2003, in conformity with accounting principles generally accepted in the United States of America.

KPMG LLP

Chicago, Illinois
September 7, 2004

F-241

SAUCON VALLEY SQUARE
Historical Summary of Gross Income and Direct Operating Expenses
For the year ended December 31, 2003 and the six months ended June 30, 2004
(unaudited)

| | For the six months ended June 30, 2004 |
|--|--|
| | ----- (unaudited) |
| Gross income: | |
| Base rental income | \$ 606,848 |
| Operating expense and real estate tax recoveries | 116,965 |
| | ----- |
| Total gross income | 723,813 |

Edgar Filing: INLAND WESTERN RETAIL REAL ESTATE TRUST INC - Form POS AM

| | |
|---|------------|
| Direct operating expenses: | |
| Operating expenses | 46,772 |
| Real estate taxes | 67,547 |
| | ----- |
| Total direct operating expenses | 114,319 |
| | ----- |
| Excess of gross income over direct operating expenses | \$ 609,494 |
| | ===== |

See accompanying notes to historical summary of gross income and direct operating expense.

F-242

SAUCON VALLEY SQUARE

Notes to Historical Summary of Gross Income and Direct Operating Expenses
For the year ended December 31, 2003 and the six months ended June 30, 2004
(unaudited)

(1) Business

Saucun Valley Square ("the Property") is located in Bethlehem, PA. The Property consists of approximately 80,695 square feet of gross leasable area and was approximately 100% occupied at December 31, 2003. The Property is leased to 15 tenants of which one tenant accounts for approximately 73% of base rental revenue for the year ended December 31, 2003. On September 7, 2004, Inland Western Retail Real Estate Trust, Inc. ("IWRRETI") acquired the Property from an unaffiliated third-party.

(2) Basis of Presentation

The Historical Summary of Gross Income and Direct Operating Expenses ("Historical Summary") has been prepared for the purpose of complying with Rule 3-14 of the Securities and Exchange Commission Regulation S-X and for inclusion in Post-Effective Amendment No. 5 to the Registration Statement on Form S-11 of IWRRETI and is not intended to be a complete presentation of the Property's revenues and expenses. The Historical Summary has been prepared on the accrual basis of accounting and requires management of the Property to make estimates and assumptions that affect the reported amounts of the revenues and expenses during the reporting period. Actual results may differ from those estimates.

All adjustments necessary for a fair presentation have been made to the accompanying unaudited amounts for the six months ended June 30, 2004.

(3) Gross Income

The Property leases retail space under various lease agreements with its tenants. All leases are accounted for as operating leases. The leases include provisions under which the Property is reimbursed for common area, real estate, and insurance costs. Revenue related to these reimbursed costs is recognized in the period the applicable costs are incurred and billed to tenants pursuant to the lease agreements. Certain leases contain renewal options at various periods at various rental rates.

The Property has one ground lease that is classified as an operating lease with terms extending through July 12, 2008. Total ground lease income was \$3,750 and

Edgar Filing: INLAND WESTERN RETAIL REAL ESTATE TRUST INC - Form POS AM

is included in base rental income in the accompanying Historical Summary for the year ended December 31, 2003.

Although certain leases may provide for tenant occupancy during periods for which no rent is due and/or increases exist in minimum lease payments over the term of the lease, rental income accrues for the full period of occupancy on a straight-line basis. Related adjustments increased base rental income by \$52,248 for the year ended December 31, 2003.

F-243

SAUCON VALLEY SQUARE

Notes to Historical Summary of Gross Income and Direct Operating Expenses
For the year ended December 31, 2003 and the six months ended June 30, 2004
(unaudited)
(continued)

Minimum rents to be received from tenants under operating leases, which terms range from three to 15 years, in effect at December 31, 2003, are as follows:

| YEAR | TOTAL |
|------------|---------------|
| 2004 | \$ 910,599 |
| 2005 | 845,071 |
| 2006 | 845,071 |
| 2007 | 845,071 |
| 2008 | 821,160 |
| Thereafter | 7,271,335 |
| | ----- |
| | \$ 11,538,307 |
| | ===== |

(4) Direct Operating Expenses

Direct operating expenses include only those costs expected to be comparable to the proposed future operations of the Property. Repairs and maintenance expenses are charged to operations as incurred. Costs such as depreciation, amortization, management fees, interest expense related to mortgage debt not assumed, and professional fees are excluded from the Historical Summary.

F-244

INDEPENDENT AUDITORS' REPORT

The Board of Directors
Inland Western Retail Real Estate Trust, Inc.:

We have audited the accompanying Historical Summary of Gross Income and Direct Operating Expenses (Historical Summary) of Lincoln Park Shopping Center (the Property) for the year ended December 31, 2003. This Historical Summary is the responsibility of management of Inland Western Retail Real Estate Trust, Inc. Our responsibility is to express an opinion on the Historical Summary based on our audit.

Edgar Filing: INLAND WESTERN RETAIL REAL ESTATE TRUST INC - Form POS AM

We conducted our audit in accordance with auditing standards generally accepted in the United States of America. Those standards require that we plan and perform the audit to obtain reasonable assurance about whether the Historical Summary is free of material misstatement. An audit includes examining, on a test basis, evidence supporting the amounts and disclosures in the Historical Summary. An audit also includes assessing the accounting principles used and significant estimates made by management, as well as evaluating the overall presentation of the Historical Summary. We believe that our audit provides a reasonable basis for our opinion.

The accompanying Historical Summary was prepared for the purpose of complying with the rules and regulations of the Securities and Exchange Commission and for inclusion in Post-Effective Amendment No. 5 to the Registration Statement on Form S-11 of Inland Western Retail Real Estate Trust, Inc., as described in note 2. It is not intended to be a complete presentation of the Property's revenues and expenses.

In our opinion, the Historical Summary referred to above presents fairly, in all material respects, the gross income and direct operating expenses described in note 2 of Lincoln Park Shopping Center for the year ended December 31, 2003, in conformity with accounting principles generally accepted in the United States of America.

KPMG LLP

Dallas, Texas
September 13, 2004

F-245

LINCOLN PARK SHOPPING CENTER
Historical Summary of Gross Income and Direct Operating Expenses
For the year ended December 31, 2003 and the six months ended
June 30, 2004 (unaudited)

| | For the six months ended June 30, 2004 | For the year ended December 31, 2003 |
|--|--|---|
| | ----- | ----- |
| | (unaudited) | |
| Gross income: | | |
| Base rental income | \$ 1,713,722 | 3,386,458 |
| Operating expense and real estate tax recoveries | 607,814 | 1,179,700 |
| | ----- | ----- |
| Total gross income | 2,321,536 | 4,566,158 |
| | ----- | ----- |
| Direct operating expenses: | | |
| Operating expenses | 266,185 | 442,073 |
| Real estate taxes | 445,322 | 871,151 |
| Insurance | 12,566 | 33,190 |
| | ----- | ----- |
| Total direct operating expenses | 724,073 | 1,346,414 |
| | ----- | ----- |

Edgar Filing: INLAND WESTERN RETAIL REAL ESTATE TRUST INC - Form POS AM

| | | |
|---|--------------|-----------|
| Excess of gross income over direct operating expenses | \$ 1,597,463 | 3,219,744 |
| | ===== | ===== |

See accompanying notes to historical summary of gross income and direct operating expense.

F-246

LINCOLN PARK SHOPPING CENTER

Notes to Historical Summary of Gross Income and Direct Operating Expenses
For the year ended December 31, 2003 and the six months ended
June 30, 2004 (unaudited)

(1) Business

Lincoln Park Shopping Center (the Property) is located in Dallas, Texas. The Property consists of approximately 148,806 square feet of gross leasable area and was 97% occupied at December 31, 2003. The Property is leased to 13 tenants of which 4 tenants account for approximately 68% of base rental revenue for the year ended December 31, 2003. On September 7, 2004, Inland Western Retail Real Estate Trust, Inc. (IWRRETI) acquired the Property from an unaffiliated third-party.

(2) Basis of Presentation

The Historical Summary of Gross Income and Direct Operating Expenses (Historical Summary) has been prepared for the purpose of complying with Rule 3-14 of the Securities and Exchange Commission Regulation S-X and for inclusion in Post-Effective Amendment No. 5 to the Registration Statement on Form S-11 of IWRRETI and is not intended to be a complete presentation of the Property's revenues and expenses. The Historical Summary has been prepared on the accrual basis of accounting and requires management of the Property to make estimates and assumptions that affect the reported amounts of the revenues and expenses during the reporting period. Actual results may differ from those estimates.

All adjustments necessary for a fair presentation have been made to the accompanying unaudited amounts for the six months ended June 30, 2004.

(3) Gross Income

The Property leases retail space under various lease agreements with its tenants. All leases are accounted for as operating leases. The leases include provisions under which the Property is reimbursed for common area, real estate, and insurance costs. Revenue related to these reimbursed costs is recognized in the period the applicable costs are incurred and become billable to tenants pursuant to the lease agreements. Certain leases contain renewal options at various periods at various rental rates. Certain of the leases contain provision for contingent rentals. Recognition of contingent rental income is deferred until the target that triggers the contingent rental income is achieved. Contingent rent of approximately \$19,000 was earned during the year ended December 31, 2003.

Although certain leases may provide for tenant occupancy during periods for which no rent is due and/or increases exist in minimum lease payments over the term of the lease, rental income accrues for the full period of occupancy on a straight-line basis. Related adjustments increased base rental income by approximately \$141,000 for the year ended December 31, 2003.

F-247

LINCOLN PARK SHOPPING CENTER
 Notes to Historical Summary of Gross Income and Direct Operating Expenses
 For the year ended December 31, 2003 and the six months ended
 June 30, 2004 (unaudited)
 (continued)

Minimum rents to be received from tenants under operating leases, excluding tenant reimbursements of operating expenses, which terms range from 5 to 25 years, in effect at December 31, 2003, are as follows:

| Year | Total |
|------------|---------------|
| ----- | ----- |
| 2004 | \$ 3,342,000 |
| 2005 | 3,299,000 |
| 2006 | 3,203,000 |
| 2007 | 3,207,000 |
| 2008 | 3,005,000 |
| Thereafter | 19,704,000 |
| | ----- |
| | \$ 35,760,000 |
| | ===== |

Tenant reimbursements of operating expenses are included in operating expense and real estate tax recoveries in the accompanying Historical Summary.

(4) Direct Operating Expenses

Direct operating expenses include only those costs expected to be comparable to the proposed future operations of the Property. Repairs and maintenance expenses are charged to operations as incurred. Costs such as depreciation, amortization, management fees, interest expense related to mortgage debt not assumed, and professional fees are excluded from the Historical Summary.

F-248

SHOPPES AT PROMINENCE POINT
 Historical Summary of Gross Income and Direct Operating Expenses
 For the period from March 1, 2004 (commencement of operations)
 to June 30, 2004 (unaudited)

| | |
|--|--|
| | For the period from March 1, 2004 (commencement of operations) to June 30, 2004 ----- |
| Gross income: | |
| Base rental income | \$ 264,247 |
| Operating expense and real estate tax recoveries | 35,817 |
| | ----- |

Edgar Filing: INLAND WESTERN RETAIL REAL ESTATE TRUST INC - Form POS AM

| | |
|---|------------|
| Total gross income | 300,064 |
| ----- | |
| Direct operating expenses: | |
| Operating expenses | 9,259 |
| Real estate taxes | 32,055 |
| Insurance | 4,590 |
| ----- | |
| Total direct operating expenses | 45,904 |
| ----- | |
| Excess of gross income over direct operating expenses | \$ 254,160 |
| ===== | |

See accompanying notes to historical summary of gross income and direct operating expense.

F-249

SHOPPES AT PROMINENCE POINT
Notes to Historical Summary of Gross Income and Direct Operating Expenses
For the period from March 1, 2004 (commencement of operations)
to June 30, 2004 (unaudited)

1. Basis of Presentation

The Historical Summary of Gross Income and Direct Operating Expenses for the period from March 1, 2004 (commencement of operations) to June 30, 2004 has been prepared from the operating statements provided by the owners of the property during that period and requires management of Shoppes at Prominence Point to make estimates and assumptions that affect the amounts of the revenues and expense during that period. Actual results may differ from those estimates. The property was completed in 2004 and had no significant operations through the date of acquisition.

All adjustments necessary for a fair presentation have been made to the accompanying unaudited amounts for the period from March 1, 2004 (commencement of operations) to June 30, 2004.

F-250

LOW COUNTRY VILLAGE
Historical Summary of Gross Income and Direct Operating Expenses
For the period from February 1, 2004 (commencement of operations)
to June 30, 2004 (unaudited)

| | |
|--|--|
| | For the period from February 1, 2004 (commencement of operations) to June 30, 2004 |
| ----- | |
| Gross income: | |
| Base rental income | \$ 301,293 |
| Operating expense and real estate tax recoveries | 49,137 |

Edgar Filing: INLAND WESTERN RETAIL REAL ESTATE TRUST INC - Form POS AM

| | |
|---|------------|
| Total gross income | 350,430 |
| ----- | |
| Direct operating expenses: | |
| Operating expenses | 4,715 |
| Real estate taxes | 38,184 |
| Insurance | 21,110 |
| ----- | |
| Total direct operating expenses | 64,009 |
| ----- | |
| Excess of gross income over direct operating expenses | \$ 286,421 |
| | ===== |

See accompanying notes to historical summary of gross income and direct operating expense.

F-251

LOW COUNTRY VILLAGE
Notes to Historical Summary of Gross Income and Direct Operating Expenses
For the period from February 1, 2004 (commencement of operations)
to June 30, 2004 (unaudited)

1. Basis of Presentation

The Historical Summary of Gross Income and Direct Operating Expenses for the period from February 1, 2004 (commencement of operations) to June 30, 2004 has been prepared from the operating statements provided by the owners of the property during that period and requires management of Low Country Village to make estimates and assumptions that affect the amounts of the revenues and expense during that period. Actual results may differ from those estimates. The property was completed in 2004 and had no significant operations through the date of acquisition.

All adjustments necessary for a fair presentation have been made to the accompanying unaudited amounts for the period from February 1, 2004 (commencement of operations) to June 30, 2004.

F-252

SHOPPES OF DALLAS
Historical Summary of Gross Income and Direct Operating Expenses
For the period from March 1, 2004 (commencement of operations)
to June 30, 2004 (unaudited)

For the period from
March 1, 2004
(commencement of
operations) to
June 30, 2004

Gross income:

Edgar Filing: INLAND WESTERN RETAIL REAL ESTATE TRUST INC - Form POS AM

| | | |
|---|----|---------|
| Base rental income | \$ | 195,042 |
| Operating expense and real estate tax recoveries | | 23,198 |
| | | ----- |
| Total gross income | | 218,240 |
| | | ----- |
| Direct operating expenses: | | |
| Operating expenses | | 11,199 |
| Real estate taxes | | 3,781 |
| Insurance | | 4,014 |
| | | ----- |
| Total direct operating expenses | | 18,994 |
| | | ----- |
| Excess of gross income over direct operating expenses | \$ | 199,246 |
| | | ===== |

See accompanying notes to historical summary of gross income and direct operating expense.

F-253

SHOPPES OF DALLAS

Notes to Historical Summary of Gross Income and Direct Operating Expenses
For the period from March 1, 2004 (commencement of operations)
to June 30, 2004 (unaudited)

1. Basis of Presentation

The Historical Summary of Gross Income and Direct Operating Expenses for the period from March 1, 2004 (commencement of operations) to June 30, 2004 has been prepared from the operating statements provided by the owners of the property during that period and requires management of Shoppes of Dallas to make estimates and assumptions that affect the amounts of the revenues and expense during that period. Actual results may differ from those estimates. The property was completed in 2004 and had no significant operations through the date of acquisition.

All adjustments necessary for a fair presentation have been made to the accompanying unaudited amounts for the period from March 1, 2004 (commencement of operations) to June 30, 2004.

F-254

DORMAN CENTRE - PHASE II

Historical Summary of Gross Income and Direct Operating Expenses
For the period from March 15, 2004 (commencement of operations)
to June 30, 2004 (unaudited)

For the period from
March 15, 2004
(commencement of
operations) to
June 30, 2004

Edgar Filing: INLAND WESTERN RETAIL REAL ESTATE TRUST INC - Form POS AM

| | |
|---|-----------|
| Gross income: | |
| Base rental income | \$ 78,177 |
| Operating expense and real estate tax recoveries | 13,140 |
| | ----- |
| Total gross income | 91,317 |
| | ----- |
| Direct operating expenses: | |
| Operating expenses | 4,518 |
| Real estate taxes | 29,016 |
| Insurance | 1,403 |
| | ----- |
| Total direct operating expenses | 34,937 |
| | ----- |
| Excess of gross income over direct operating expenses | \$ 56,380 |
| | ===== |

See accompanying notes to historical summary of gross income and direct operating expense.

F-255

DORMAN CENTER - PHASE II
Notes to Historical Summary of Gross Income and Direct Operating Expenses
For the period from March 15, 2004 (commencement of operations)
to June 30, 2004 (unaudited)

1. Basis of Presentation

The Historical Summary of Gross Income and Direct Operating Expenses for the period from March 15, 2004 (commencement of operations) to June 30, 2004 has been prepared from the operating statements provided by the owners of the property during that period and requires management of Dorman Center - Phase II to make estimates and assumptions that affect the amounts of the revenues and expense during that period. Actual results may differ from those estimates. The property was completed in 2004 and had no significant operations through the date of acquisition.

All adjustments necessary for a fair presentation have been made to the accompanying unaudited amounts for the period from March 15, 2004 (commencement of operations) to June 30, 2004.

F-256

VILLAGE SHOPPES AT SIMONTON
Historical Summary of Gross Income and Direct Operating Expenses
For the period from May 1, 2004 (commencement of operations)
to June 30, 2004 (unaudited)

For the period from
May 1, 2004
(commencement of
operations) to

Edgar Filing: INLAND WESTERN RETAIL REAL ESTATE TRUST INC - Form POS AM

June 30, 2004

| | | |
|---|----|--------|
| Gross income: | | |
| Base rental income | \$ | 65,553 |
| Operating expense and real estate tax recoveries | | 18,393 |
| | | ----- |
| Total gross income | | 83,946 |
| | | ----- |
| Direct operating expenses: | | |
| Operating expenses | | 4,240 |
| Real estate taxes | | 17,348 |
| Insurance | | 3,875 |
| | | ----- |
| Total direct operating expenses | | 25,463 |
| | | ----- |
| Excess of gross income over direct operating expenses | \$ | 58,483 |
| | | ===== |

See accompanying notes to historical summary of gross income and direct operating expense.

F-257

VILLAGE SHOPPES AT SIMONTON

Notes to Historical Summary of Gross Income and Direct Operating Expenses
For the period from May 1, 2004 (commencement of operations)
to June 30, 2004 (unaudited)

1. Basis of Presentation

The Historical Summary of Gross Income and Direct Operating Expenses for the period from May 1, 2004 (commencement of operations) to June 30, 2004 has been prepared from the operating statements provided by the owners of the property during that period and requires management of Village Shoppes at Simonton to make estimates and assumptions that affect the amounts of the revenues and expense during that period. Actual results may differ from those estimates. The property was completed in 2004 and had no significant operations through the date of acquisition.

All adjustments necessary for a fair presentation have been made to the accompanying unaudited amounts for the period from May 1, 2004 (commencement of operations) to June 30, 2004.

F-258

HARVEST TOWNE CENTER

Historical Summary of Gross Income and Direct Operating Expenses
For the year ended December 31, 2003 and the six months ended June 30, 2004
(unaudited)

For the six months
ended

Edgar Filing: INLAND WESTERN RETAIL REAL ESTATE TRUST INC - Form POS AM

June 30, 2004

| | | |
|---|----|---------|
| Gross income: | | |
| Base rental income | \$ | 348,503 |
| Operating expense and real estate tax recoveries | | 49,445 |
| | | ----- |
| Total gross income | | 397,948 |
| | | ----- |
| Direct operating expenses: | | |
| Operating expenses | | 22,463 |
| Real estate taxes | | 25,957 |
| Insurance | | 5,311 |
| | | ----- |
| Total direct operating expenses | | 53,731 |
| | | ----- |
| Excess of gross income over direct operating expenses | \$ | 344,217 |
| | | ===== |

See accompanying notes to historical summary of gross income and direct operating expense.

F-259

HARVEST TOWNE CENTER

Notes to Historical Summary of Gross Income and Direct Operating Expenses
For the year ended December 31, 2003 and the six months ended June 30, 2004
(unaudited)

1. Basis of Presentation

The Historical Summary of Gross Income and Direct Operating Expenses for the year ended December 31, 2003 and the six months ended June 30, 2004, respectively, has been prepared from the operating statements provided by the owners of the property during that period and requires management of Harvest Towne Center to make estimates and assumptions that affect the amounts of the revenues and expense during that period. Actual results may differ from those estimates. The property was completed in 2004 and had no significant operations through the date of acquisition.

All adjustments necessary for a fair presentation have been made to the accompanying unaudited amounts for the year ended December 31, 2003 and the six months ended June 30, 2004, respectively.

F-260

BED, BATH & BEYOND PLAZA

Historical Summary of Gross Income and Direct Operating Expenses
For the period from March 3, 2004 (commencement of operations) to June 30, 2004
(unaudited)

For the period from
March 3, 2004

Edgar Filing: INLAND WESTERN RETAIL REAL ESTATE TRUST INC - Form POS AM

| | (commencement of operations) to June 30, 2004 |
|---|---|
| | ----- (unaudited) |
| Gross income: | |
| Base rental income | \$ 378,432 |
| Operating expense and real estate tax recoveries | 45,399 |
| | ----- |
| Total gross income | 423,831 |
| | ----- |
| Direct operating expenses: | |
| Operating expenses | 74,921 |
| Real estate taxes | 52,800 |
| Insurance | 213 |
| | ----- |
| Total direct operating expenses | 127,934 |
| | ----- |
| Excess of gross income over direct operating expenses | \$ 295,897 |
| | ===== |

See accompanying notes to historical summary of gross income and direct operating expense.

F-261

BED, BATH & BEYOND PLAZA

Notes to Historical Summary of Gross Income and Direct Operating Expenses
For the period from March 3, 2004 (commencement of operations) to June 30, 2004
(unaudited)

1. Basis of Presentation

The Historical Summary of Gross Income and Direct Operating Expenses for the period from March 3, 2004 (commencement of operations) to June 30, 2004 has been prepared from the operating statements provided by the owners of the property during that period and requires management of Bed, Bath & Beyond Plaza to make estimates and assumptions that affect the amounts of the revenues and expense during that period. Actual results may differ from those estimates. The property was completed in 2004 and had no significant operations during 2003.

All adjustments necessary for a fair presentation have been made to the accompanying unaudited amounts for the period from March 3, 2004 (commencement of operations) to June 30, 2004.

F-262

INDEPENDENT AUDITORS' REPORT

The Board of Directors
Inland Western Retail Real Estate Trust, Inc.

We have audited the accompanying Historical Summary of Gross Income and Direct Operating Expenses ("Historical Summary") of Azalea Square ("the Property") for

Edgar Filing: INLAND WESTERN RETAIL REAL ESTATE TRUST INC - Form POS AM

the period from July 4, 2003 (commencement of operations) to December 31, 2003. This Historical Summary is the responsibility of management of Inland Western Retail Real Estate Trust, Inc. Our responsibility is to express an opinion on the Historical Summary based on our audit.

We conducted our audit in accordance with auditing standards generally accepted in the United States of America. Those standards require that we plan and perform the audit to obtain reasonable assurance about whether the Historical Summary is free of material misstatement. An audit includes examining, on a test basis, evidence supporting the amounts and disclosures in the Historical Summary. An audit also includes assessing the accounting principles used and significant estimates made by management, as well as evaluating the overall presentation of the Historical Summary. We believe that our audit provides a reasonable basis for our opinion.

The accompanying Historical Summary was prepared for the purpose of complying with the rules and regulations of the Securities and Exchange Commission and for inclusion in the Post-Effective Amendment No. 7 to the Registration Statement on Form S-11 of Inland Western Retail Real Estate Trust, Inc., as described in note 2. It is not intended to be a complete presentation of the Property's revenues and expenses.

In our opinion, the Historical Summary referred to above presents fairly, in all material respects, the gross income and direct operating expenses described in note 2 of Azalea Square for the period from July 4, 2003 (commencement of operations) to December 31, 2003, in conformity with accounting principles generally accepted in the United States of America.

KPMG LLP

Chicago, Illinois
December 8, 2004

F-263

AZALEA SQUARE

Historical Summary of Gross Income and Direct Operating Expenses
For the period from July 4, 2003 (commencement of operations) to
December 31, 2003 and the nine months ended September 30, 2004 (unaudited)

| | FOR THE NINE MONTHS ENDED SEPTEMBER 30, 2004 |
|--|--|
| | ----- (unaudited) |
| Gross income: | |
| Base rental income | \$ 1,410,022 |
| Operating expense and real estate tax recoveries | 392,542 |
| | ----- |
| Total gross income | 1,802,564 |
| | ----- |
| Direct operating expenses: | |
| Operating expenses | 157,724 |

Edgar Filing: INLAND WESTERN RETAIL REAL ESTATE TRUST INC - Form POS AM

| | |
|---|--------------|
| Insurance | 21,416 |
| Real estate taxes | 251,487 |
| | ----- |
| Total direct operating expenses | 430,627 |
| | ----- |
| Excess of gross income over direct operating expenses | \$ 1,371,937 |
| | ===== |

See accompanying notes to historical summary of gross income and direct operating expenses.

F-264

AZALEA SQUARE

Notes to Historical Summary of Gross Income and Direct Operating Expenses

For the period from July 4, 2003 (commencement of operations) to December 31, 2003 and the nine months ended September 30, 2004 (unaudited)

(1) BUSINESS

Azalea Square ("the Property") is located in Charleston (Summerville), South Carolina. The Property consists of approximately 117,135 square feet of gross leasable area. The Property is leased to 19 tenants and is approximately 98% occupied as of December 31, 2003. Of those tenants, four tenants account for approximately 76% of base rental revenue for the period from July 4, 2003 (commencement of operations) to December 31, 2003. On October 19, 2004, Inland Western Retail Real Estate Trust, Inc. ("IWRRETI") acquired the Property from an unaffiliated third party.

Azalea Square was under construction during 2003 and commenced operations July 4, 2003, with construction complete of 117,135 square feet of gross leasable area as of December 31, 2003. An additional 64,000 square feet remained under construction as of December 31, 2003.

(2) BASIS OF PRESENTATION

The Historical Summary of Gross Income and Direct Operating Expenses ("Historical Summary") has been prepared for the purpose of complying with Rule 3-14 of the Securities and Exchange Commission Regulation S-X and for inclusion in the Post-Effective Amendment No. 7 to the Registration Statement on Form S-11 of IWRRETI and is not intended to be a complete presentation of the Property's revenues and expenses. The Historical Summary has been prepared on the accrual basis of accounting and requires management of the Property to make estimates and assumptions that affect the reported amounts of the revenues and expenses during the reporting period. Actual results may differ from those estimates.

All adjustments necessary for a fair presentation have been made to the accompanying unaudited amounts for the nine months ended September 30, 2004.

(3) GROSS INCOME

The Property leases retail space under various lease agreements with its tenants. All leases are accounted for as operating leases. The leases include provisions under which the Property is reimbursed for common area, real estate, and insurance costs. Revenue related to these reimbursed costs is recognized in the period the applicable costs are incurred and billed to

Edgar Filing: INLAND WESTERN RETAIL REAL ESTATE TRUST INC - Form POS AM

tenants pursuant to the lease agreements. Certain leases contain renewal options at various periods at various rental rates. Certain of the leases contain provision for contingent rentals. Recognition of contingent rental income is deferred until the target that triggers the contingent rental income is achieved. No contingent rent was earned during the period from July 4, 2003 (commencement of operations) to December 31, 2003.

Although certain leases may provide for tenant occupancy during periods for which no rent is due and/or increases exist in minimum lease payments over the term of the lease, rental income accrues for the full period of occupancy on a straight-line basis. Related adjustments increased base rental income by \$63,279 for the period from July 4, 2003 (commencement of operations) to December 31, 2003.

F-265

AZALEA SQUARE

Notes to Historical Summary of Gross Income and Direct Operating Expenses
For the period from July 4, 2003 (commencement of operations) to December 31, 2003 and the nine months ended September 30, 2004 (unaudited)

Minimum rents to be received from tenants under operating leases, which terms range from five years to 20 years, as of December 31 2003, are as follows:

| YEAR | |
|------------|---------------|
| ---- | |
| 2004 | \$ 1,911,620 |
| 2005 | 2,346,448 |
| 2006 | 2,386,455 |
| 2007 | 2,392,650 |
| 2008 | 2,328,321 |
| Thereafter | 10,984,144 |
| | ----- |
| | \$ 22,349,638 |
| | ===== |

(4) DIRECT OPERATING EXPENSES

Direct operating expenses include only those costs expected to be comparable to the proposed future operations of the Property. Repairs and maintenance expenses are charged to operations as incurred. Costs such as depreciation, amortization, management fees, interest expense related to mortgage debt not assumed, and professional fees are excluded from the Historical Summary.

F-266

INDEPENDENT AUDITORS' REPORT

The Board of Directors
Inland Western Retail Real Estate Trust, Inc.

We have audited the accompanying Combined Historical Summary of Gross Income and Direct Operating Expenses (Combined Historical Summary) of the Properties

Edgar Filing: INLAND WESTERN RETAIL REAL ESTATE TRUST INC - Form POS AM

Acquired from Bayer Properties, Inc. for the year ended December 31, 2003. This Combined Historical Summary is the responsibility of management of Inland Western Retail Real Estate Trust, Inc. Our responsibility is to express an opinion on the Combined Historical Summary based on our audit.

We conducted our audit in accordance with auditing standards generally accepted in the United States of America. Those standards require that we plan and perform the audit to obtain reasonable assurance about whether the Combined Historical Summary is free of material misstatement. An audit includes examining, on a test basis, evidence supporting the amounts and disclosures in the Combined Historical Summary. An audit also includes assessing the accounting principles used and significant estimates made by management, as well as evaluating the overall presentation of the Combined Historical Summary. We believe that our audit provides a reasonable basis for our opinion.

The accompanying Combined Historical Summary was prepared for the purpose of complying with the rules and regulations of the Securities and Exchange Commission and for inclusion in the Post-Effective Amendment No. 7 to the Registration Statement on Form S-11 of Inland Western Retail Real Estate Trust, Inc., as described in note 2. It is not intended to be a complete presentation of the Properties' revenues and expenses.

In our opinion, the Combined Historical Summary referred to above presents fairly, in all material respects, the gross income and direct operating expenses described in note 2 of the Properties Acquired from Bayer Properties, Inc. for the year ended December 31, 2003, in conformity with accounting principles generally accepted in the United States of America.

KPMG LLP

Chicago, Illinois
December 8, 2004

F-267

THE PROPERTIES ACQUIRED FROM BAYER PROPERTIES, INC.
Combined Historical Summary of Gross Income and Direct Operating Expenses
For the year ended December 31, 2003 and the nine months ended
September 30, 2004 (unaudited)

| | FOR THE NINE MONTHS ENDED SEPTEMBER 30, 2004 |
|--|--|
| | ----- (unaudited) |
| Gross income: | |
| Base rental income | \$ 1,189,106 |
| Operating expense and real estate tax recoveries | 181,747 |
| | ----- |
| Total gross income | 1,370,853 |
| | ----- |
| Direct operating expenses: | |

Edgar Filing: INLAND WESTERN RETAIL REAL ESTATE TRUST INC - Form POS AM

| | | |
|---|----|-----------|
| Operating expenses | | 140,047 |
| Real estate taxes | | 67,620 |
| Ground rent expense | | 102,238 |
| Insurance | | 17,047 |
| | | ----- |
| Total direct operating expenses | | 326,952 |
| | | ----- |
| Excess of gross income over direct operating expenses | \$ | 1,043,901 |
| | | ===== |

See accompanying notes to combined historical summary of gross income and direct operating expenses.

F-268

THE PROPERTIES ACQUIRED FROM BAYER PROPERTIES, INC.
Notes to Combined Historical Summary of Gross Income and Direct Operating Expenses
For the year ended December 31, 2003 and the nine months ended September 30, 2004 (unaudited)

(1) BUSINESS

The Properties acquired from Bayer Properties, Inc. consist of:

| NAME | GROSS LEASABLE AREA | LOCATION | OCCUPANCY AT DECEMBER 31, 2003 |
|------------------------|---------------------|---------------------|--------------------------------|
| Edgemont Town Center | 71,660 | Homewood, Alabama | 82% |
| University Town Center | 28,450 | Tuscaloosa, Alabama | 79% |

Three tenants account for 36% of the Properties' base rental income for the year ended December 31, 2003.

Edgemont Town Center's 71,660 square feet of gross leasable area was under construction and completed during 2003. An additional 6,000 square feet was under construction as of December 31, 2003. Real estate taxes are excluded in the Combined Historical Summary related to the portions of the Property under construction.

(2) BASIS OF PRESENTATION

The Combined Historical Summary of Gross Income and Direct Operating Expenses has been prepared for the purpose of complying with Rule 3-14 of the Securities and Exchange Commission Regulation S-X and for inclusion in the Post-Effective Amendment No. 7 to the Registration Statement on Form S-11 of Inland Western Retail Real Estate Trust, Inc. and is not intended to be a complete presentation of the Properties' revenues and expenses. The Combined Historical Summary has been prepared on the accrual basis of accounting and requires management of the Properties to make estimates and assumptions that affect the reported amounts of the revenues and expenses during the reporting period. Actual results may differ from those estimates. The Combined Historical Summary is presented on a combined basis

Edgar Filing: INLAND WESTERN RETAIL REAL ESTATE TRUST INC - Form POS AM

since the properties were acquired from the same seller.

All adjustments necessary for a fair presentation have been made to the accompanying unaudited amounts for the nine months ended September 30, 2004.

(3) GROSS INCOME

The Properties lease retail space under various lease agreements with its tenants. All leases are accounted for as operating leases. The leases include provisions under which the Properties are reimbursed for common area, real estate, and insurance costs. Revenue related to these reimbursed costs is recognized in the period the applicable costs are incurred and billed to tenants pursuant to the lease agreements. Certain leases contain renewal options at various periods at various rental rates. Certain of the leases contain provision for contingent rentals. Recognition of contingent rental income is deferred until the target that triggers the contingent rental income is achieved. No contingent rent was earned the year ended December 31, 2003.

Although certain leases may provide for tenant occupancy during periods for which no rent is due and/or increases exist in minimum lease payments over the term of the lease, rental income accrues for the full period of occupancy on a straight-line basis. Related adjustments increased base rental income by \$18,860 for the year ended December 31, 2003.

F-269

THE PROPERTIES ACQUIRED FROM BAYER PROPERTIES, INC.
Notes to Combined Historical Summary of Gross Income and Direct Operating
Expenses
For the year ended December 31, 2003 and the nine months ended
September 30, 2004 (unaudited)

Minimum rents to be received from tenants under operating leases, which terms range from two to 20 years, as of December 31, 2003, are as follows:

| YEAR | |
|------------|---------------|
| 2004 | \$ 1,569,399 |
| 2005 | 1,837,792 |
| 2006 | 1,841,130 |
| 2007 | 1,803,439 |
| 2008 | 1,530,669 |
| Thereafter | 14,442,120 |
| | ----- |
| | \$ 23,024,549 |
| | ===== |

(4) DIRECT OPERATING EXPENSES

Direct operating expenses include only those costs expected to be comparable to the proposed future operations of the Properties. Repairs and maintenance expenses are charged to operations as incurred. Costs such as depreciation, amortization, management fees, interest expense related to mortgage debt not assumed, and professional fees are excluded from the

Edgar Filing: INLAND WESTERN RETAIL REAL ESTATE TRUST INC - Form POS AM

Combined Historical Summary.

University Town Center is subject to two ground leases. One of which is a ground lease with semi-annual payments of \$25,000, payable to an unaffiliated third party. This ground lease was subject to abatement periods and terminates in 2039. The other ground lease requires semi-annual payments, payable to an unaffiliated third party, of \$ 37,478 until December 31, 2022, \$50,492 until December 31, 2027, \$51,273 until December 31, 2032, \$52,054 until December 31, 2037, and \$52,834 until the termination date. This ground lease is subject to abatement periods and terminates in 2043.

Although the ground leases provide for abatement periods or increases in minimum rent payments over the term of the leases, ground rent expense accrues on a straight-line basis. The related adjustment to ground rent increased ground rent expense by \$41,368 for the year ended December 31, 2003.

Minimum rents to be paid to the unaffiliated third parties under the ground leases in effect at December 31, 2003 are as follows:

| YEAR | |
|------------|--------------|
| ---- | |
| 2004 | \$ 87,479 |
| 2005 | 124,958 |
| 2006 | 124,958 |
| 2007 | 124,958 |
| 2008 | 124,958 |
| Thereafter | 4,693,773 |
| | ----- |
| | \$ 5,281,084 |
| | ===== |

F-270

INDEPENDENT AUDITORS' REPORT

The Board of Directors
Inland Western Retail Real Estate Trust, Inc.

We have audited the accompanying Historical Summary of Gross Income and Direct Operating Expenses ("Historical Summary") of Denton Crossing ("the Property") for the period from August 11, 2003 (commencement of operations) to December 31, 2003. This Historical Summary is the responsibility of management of Inland Western Retail Real Estate Trust, Inc. Our responsibility is to express an opinion on the Historical Summary based on our audit.

We conducted our audit in accordance with auditing standards generally accepted in the United States of America. Those standards require that we plan and perform the audit to obtain reasonable assurance about whether the Historical Summary is free of material misstatement. An audit includes examining, on a test basis, evidence supporting the amounts and disclosures in the Historical Summary. An audit also includes assessing the accounting principles used and significant estimates made by management, as well as evaluating the overall presentation of the Historical Summary. We believe that our audit provides a reasonable basis for our opinion.

Edgar Filing: INLAND WESTERN RETAIL REAL ESTATE TRUST INC - Form POS AM

The accompanying Historical Summary was prepared for the purpose of complying with the rules and regulations of the Securities and Exchange Commission and for inclusion in the Post-Effective Amendment No. 7 to the Registration Statement on Form S-11 of Inland Western Retail Real Estate Trust, Inc., as described in note 2. It is not intended to be a complete presentation of the Property's revenues and expenses.

In our opinion, the Historical Summary referred to above presents fairly, in all material respects, the gross income and direct operating expenses described in note 2 of Denton Crossing for the period from August 11, 2003 (commencement of operations) to December 31, 2003, in conformity with accounting principles generally accepted in the United States of America.

KPMG LLP

Chicago, Illinois
December 8, 2004

F-271

DENTON CROSSING

Historical Summary of Gross Income and Direct Operating Expenses
For the period from August 11, 2003 (commencement of operations) to
December 31, 2003 and the nine months ended September 30, 2004 (unaudited)

| | FOR THE NINE MONTHS ENDED SEPTEMBER 30, 2004 ----- (unaudited) |
|---|--|
| Gross income: | |
| Base rental income | \$ 2,446,572 |
| Operating expense and real estate tax recoveries | 513,330 |
| Other Income | -- |
| | ----- |
| Total gross income | 2,959,902 |
| | ----- |
| Direct operating expenses: | |
| Operating expenses | 240,720 |
| Real estate taxes | 259,517 |
| Insurance | 52,193 |
| | ----- |
| Total direct operating expenses | 552,430 |
| | ----- |
| Excess of gross income over direct operating expenses | \$ 2,407,472 |
| | ===== |

See accompanying notes to historical summary of gross income and direct operating expenses.

F-272

DENTON CROSSING

Notes to Historical Summary of Gross Income and Direct Operating Expenses

For the period from August 11, 2003 (commencement of operations) to December 31, 2003 and the nine months ended September 30, 2004 (unaudited)

(1) BUSINESS

Denton Crossing ("the Property") is located in Denton, Texas. The Property consists of approximately 259,470 square feet of gross leasable area and was approximately 89% occupied at December 31, 2003. The Property is leased to 24 tenants of which four tenants accounts for approximately 50% of base rental revenue for the period from August 11, 2003 (commencement of operations) to December 31, 2003. On October 18, 2004, Inland Western Retail Real Estate Trust, Inc. ("IWRRETI") acquired the Property from an unaffiliated third-party.

Denton Crossing had 259,470 square feet that was under construction and completed during 2003. The remaining portion of the Properties' gross leasable area (representing approximately 70,000 square feet) was under construction as of December 31, 2003. Real estate taxes are excluded in the Historical Summary related to the portions of the Properties under construction.

(2) BASIS OF PRESENTATION

The Historical Summary of Gross Income and Direct Operating Expenses ("Historical Summary") has been prepared for the purpose of complying with Rule 3-14 of the Securities and Exchange Commission Regulation S-X and for inclusion in the Post-Effective Amendment No. 7 to the Registration Statement on Form S-11 of IWRRETI and is not intended to be a complete presentation of the Property's revenues and expenses. The Historical Summary has been prepared on the accrual basis of accounting and requires management of the Property to make estimates and assumptions that affect the reported amounts of the revenues and expenses during the reporting period. Actual results may differ from those estimates.

All adjustments necessary for a fair presentation have been made to the accompanying unaudited amounts for the nine months ended September 30, 2004.

(3) GROSS INCOME

The Property leases retail space under various lease agreements with its tenants. All leases are accounted for as operating leases. The leases include provisions under which the Property is reimbursed for common area, real estate, and insurance costs. Revenue related to these reimbursed costs is recognized in the period the applicable costs are incurred and billed to tenants pursuant to the lease agreements. Certain leases contain renewal options at various periods at various rental rates. Certain of the leases contain provision for contingent rentals. Recognition of contingent rental income is deferred until the target that triggers the contingent rental income is achieved. No contingent rent was earned for the period from August 11, 2003 (commencement of operations) to December 31, 2003.

Although certain leases may provide for tenant occupancy during periods for which no rent is due and/or increases exist in minimum lease payments over the term of the lease, rental income accrues for the full period of occupancy on a straight-line basis. Related adjustments increased base

Edgar Filing: INLAND WESTERN RETAIL REAL ESTATE TRUST INC - Form POS AM

rental income by \$595,495 for the period from August 11, 2003 (commencement of operations) to December 31, 2003.

F-273

DENTON CROSSING

Notes to Historical Summary of Gross Income and Direct Operating Expenses

For the period from August 11, 2003 (commencement of operations) to December 31, 2003 and the nine months ended September 30, 2004 (unaudited)

Minimum rents to be received from tenants under operating leases, which terms range from five to 10 years, in effect at December 31, 2003, are as follows:

| YEAR | |
|------------|---------------|
| ---- | |
| 2004 | \$ 2,937,465 |
| 2005 | 3,203,931 |
| 2006 | 3,203,931 |
| 2007 | 3,203,931 |
| 2008 | 3,197,065 |
| Thereafter | 12,348,490 |
| | ----- |
| | \$ 28,094,813 |
| | ===== |

(4) DIRECT OPERATING EXPENSES

Direct operating expenses include only those costs expected to be comparable to the proposed future operations of the Property. Repairs and maintenance expenses are charged to operations as incurred. Costs such as depreciation, amortization, management fees, interest expense related to mortgage debt not assumed, and professional fees are excluded from the Historical Summary.

F-274

INDEPENDENT AUDITORS' REPORT

The Board of Directors
Inland Western Retail Real Estate Trust, Inc.

We have audited the accompanying Combined Historical Summary of Gross Income and Direct Operating Expenses (Combined Historical Summary) of the Properties Acquired from Donahue Schriber for the year ended December 31, 2003. This Combined Historical Summary is the responsibility of management of Inland Western Retail Real Estate Trust, Inc. Our responsibility is to express an opinion on the Combined Historical Summary based on our audit.

We conducted our audit in accordance with auditing standards generally accepted in the United States of America. Those standards require that we plan and perform the audit to obtain reasonable assurance about whether the Combined Historical Summary is free of material misstatement. An audit includes examining, on a test basis, evidence supporting the amounts and disclosures in the Combined Historical Summary. An audit also includes

Edgar Filing: INLAND WESTERN RETAIL REAL ESTATE TRUST INC - Form POS AM

assessing the accounting principles used and significant estimates made by management, as well as evaluating the overall presentation of the Combined Historical Summary. We believe that our audit provides a reasonable basis for our opinion.

The accompanying Combined Historical Summary was prepared for the purpose of complying with the rules and regulations of the Securities and Exchange Commission and for inclusion in the Post-Effective Amendment No. 7 to the Registration Statement on Form S-11 of Inland Western Retail Real Estate Trust, Inc., as described in note 2. It is not intended to be a complete presentation of the Properties' revenues and expenses.

In our opinion, the Combined Historical Summary referred to above presents fairly, in all material respects, the gross income and direct operating expenses described in note 2 of the Properties Acquired from Donahue Schriber for the year ended December 31, 2003, in conformity with accounting principles generally accepted in the United States of America.

KPMG LLP

Chicago, Illinois
December 9, 2004

F-275

THE PROPERTIES ACQUIRED FROM DONAHUE SCHRIBER
Combined Historical Summary of Gross Income and Direct Operating Expenses
For the year ended December 31, 2003 and the nine months ended
September 30, 2004 (unaudited)

| | FOR THE NINE MONTHS ENDED SEPTEMBER 30, 2004 ----- (unaudited) |
|---|--|
| Base rental income | \$ 1,933,199 |
| Operating expense and real estate tax recoveries | 568,561 |
| Other Income | -- |
| | ----- |
| Total gross income | 2,501,760 |
| | ----- |
| Operating expenses | 325,646 |
| Real estate taxes | 266,619 |
| Insurance | 50,545 |
| | ----- |
| Total direct operating expenses | 642,810 |
| | ----- |
| Excess of gross income over direct operating expenses | \$ 1,858,950 ===== |

See accompanying notes to combined historical summary of gross income and direct operating expenses.

F-276

THE PROPERTIES ACQUIRED FROM DONAHUE SCHRIBER
Notes to Combined Historical Summary of Gross Income and Direct Operating
Expenses
For the year ended December 31, 2003 and the nine months ended
September 30, 2004 (unaudited)

(1) BUSINESS

The Properties acquired from Donahue Schriber consist of:

| NAME | GROSS LEASABLE AREA | LOCATION | OCCUPANCY AT DECEMBER 2003 |
|-----------------------|---------------------|-------------------------|-------------------------------|
| Plaza at Riverlakes | 102,836 | Bakersfield, California | 93% |
| Placentia Town Center | 110,962 | Placentia, California | 89% |

Five tenants account for 52% of the Properties' base rental income for the year ended December 31, 2003.

Plaza at Riverlakes had 17,160 of square feet that was under construction and completed during 2003. Real estate taxes are excluded in the Combined Historical Summary related to the portions of the Property under construction.

(2) BASIS OF PRESENTATION

The Combined Historical Summary of Gross Income and Direct Operating Expenses has been prepared for the purpose of complying with Rule 3-14 of the Securities and Exchange Commission Regulation S-X and for inclusion in the Post-Effective Amendment No. 7 to the Registration Statement on Form S-11 of Inland Western Retail Real Estate Trust, Inc. and is not intended to be a complete presentation of the Properties' revenues and expenses. The Combined Historical Summary has been prepared on the accrual basis of accounting and requires management of the Properties to make estimates and assumptions that affect the reported amounts of the revenues and expenses during the reporting period. Actual results may differ from those estimates. The Historical Summary is presented on a combined basis since the properties were acquired from the same seller.

All adjustments necessary for a fair presentation have been made to the accompanying unaudited amounts for the nine months ended September 30, 2004.

(3) GROSS INCOME

The Properties lease retail space under various lease agreements with its tenants. All leases are accounted for as operating leases. The leases include provisions under which the Properties are reimbursed for common area, real estate, and insurance costs. Revenue related to these reimbursed costs is recognized in the period the applicable costs are incurred and billed to tenants pursuant to the lease agreements. Certain leases contain renewal options at various periods at various rental rates. Certain of the leases contain provision for contingent rentals. Recognition of contingent rental income is deferred until the target that triggers the contingent rental income is achieved. Contingent rent of \$122,128 was earned for the

Edgar Filing: INLAND WESTERN RETAIL REAL ESTATE TRUST INC - Form POS AM

year ended December 31, 2003.

Although certain leases may provide for tenant occupancy during periods for which no rent is due and/or increases exist in minimum lease payments over the term of the lease, rental income accrues for the full period of occupancy on a straight-line basis. Related adjustments increased base rental income by \$80,433 for the year ended December 31, 2003.

F-277

THE PROPERTIES ACQUIRED FROM DONAHUE SCHRIBER
Notes to Combined Historical Summary of Gross Income and Direct Operating Expenses
For the year ended December 31, 2003 and the nine months ended September 30, 2004 (unaudited)

Minimum rents to be received from tenants under operating leases, which terms range from one to 30 years, as of December 31, 2003, are as follows:

| YEAR | |
|------------|---------------|
| ---- | |
| 2004 | \$ 2,532,357 |
| 2005 | 2,594,314 |
| 2006 | 2,212,058 |
| 2007 | 2,018,686 |
| 2008 | 1,844,145 |
| Thereafter | 13,463,957 |
| | ----- |
| | \$ 24,665,517 |
| | ===== |

(4) DIRECT OPERATING EXPENSES

Direct operating expenses include only those costs expected to be comparable to the proposed future operations of the Properties. Repairs and maintenance expenses are charged to operations as incurred. Costs such as depreciation, amortization, management fees, interest expense related to mortgage debt not assumed, and professional fees are excluded from the Combined Historical Summary.

F-278

INDEPENDENT AUDITORS' REPORT

The Board of Directors
Inland Western Retail Real Estate Trust, Inc.

We have audited the accompanying Historical Summary of Gross Income and Direct Operating Expenses ("Historical Summary") of Gurnee Town Center ("the Property") for the year ended December 31, 2003. This Historical Summary is the responsibility of the management of Inland Western Retail Real Estate Trust, Inc. Our responsibility is to express an opinion on the Historical Summary based on our audit.

Edgar Filing: INLAND WESTERN RETAIL REAL ESTATE TRUST INC - Form POS AM

We conducted our audit in accordance with auditing standards generally accepted in the United States of America. Those standards require that we plan and perform the audit to obtain reasonable assurance about whether the Historical Summary is free of material misstatement. An audit includes examining, on a test basis, evidence supporting the amounts and disclosures in the Historical Summary. An audit also includes assessing the accounting principles used and significant estimates made by management, as well as evaluating the overall presentation of the Historical Summary. We believe that our audit provides a reasonable basis for our opinion.

The accompanying Historical Summary was prepared for the purpose of complying with the rules and regulations of the Securities and Exchange Commission and for inclusion in the Post-Effective Amendment No. 7 to the Registration Statement on Form S-11 of Inland Western Retail Real Estate Trust, Inc., as described in note 2. It is not intended to be a complete presentation of the Property's revenues and expenses.

In our opinion, the Historical Summary referred to above presents fairly, in all material respects, the gross income and direct operating expenses described in note 2 of Gurnee Town Center for the year ended December 31, 2003, in conformity with accounting principles generally accepted in the United States of America.

KPMG LLP

Chicago, Illinois
December 8, 2004

F-279

GURNEE TOWN CENTER
Historical Summary of Gross Income and Direct Operating Expenses
For the year ended December 31, 2003 and the nine months ended
September 30, 2004 (unaudited)

| | FOR THE NINE MONTHS ENDED SEPTEMBER 30, 2004 ----- (unaudited) |
|--|--|
| Gross income: | |
| Base rental income | \$ 2,335,149 |
| Operating expense and real estate tax recoveries | 512,624 |
| | ----- |
| Total gross income | 2,847,773 |
| | ----- |
| Direct operating expenses: | |
| Operating expenses | 156,716 |
| Real estate taxes | 368,762 |
| Insurance | 37,150 |
| | ----- |
| Total direct operating expenses | 562,628 |
| | ----- |

Edgar Filing: INLAND WESTERN RETAIL REAL ESTATE TRUST INC - Form POS AM

| | | |
|---|----|-----------|
| Excess of gross income over direct operating expenses | \$ | 2,285,145 |
| | | ===== |

See accompanying notes to historical summary of gross income and direct operating expenses.

F-280

GURNEE TOWN CENTER

Notes to Historical Summary of Gross Income and Direct Operating Expenses
For the year ended December 31, 2003 and the nine months ended
September 30, 2004 (unaudited)

(1) BUSINESS

Gurnee Town Center ("the Property") is located in Gurnee, IL. The Property consists of approximately 179,840 square feet of gross leasable area and was approximately 96% occupied at December 31, 2003. The Property is leased to a total of twenty-seven tenants, of which five tenants account for approximately 55% of base rental revenue for the year ended December 31, 2003. On October 28, 2004, Inland Western Retail Real Estate Trust, Inc. ("IWRRETI") acquired the Property from an unaffiliated third party.

(2) BASIS OF PRESENTATION

The Historical Summary of Gross Income and Direct Operating Expenses ("Historical Summary") has been prepared for the purpose of complying with Rule 3-14 of the Securities and Exchange Commission Regulation S-X and for inclusion in the Post-Effective Amendment No. 7 to the Registration Statement on Form S-11 of IWRRETI and is not intended to be a complete presentation of the Property's revenues and expenses. The Historical Summary has been prepared on the accrual basis of accounting and requires management of the Property to make estimates and assumptions that affect the reported amounts of the revenues and expenses during the reporting period. Actual results may differ from those estimates.

All adjustments necessary for a fair presentation have been made to the accompanying unaudited amounts for the nine months ended September 30, 2004.

(3) GROSS INCOME

The Property leases retail space under various lease agreements with its tenants. All leases are accounted for as operating leases. The leases include provisions under which the Property is reimbursed for common area, real estate, and insurance costs. Revenue related to these reimbursed costs is recognized in the period the applicable costs are incurred and billed to tenants pursuant to the lease agreements. Certain leases contain renewal options at various periods at various rental rates. Certain of the leases contain provision for contingent rentals. Recognition of contingent rental income is deferred until the target that triggers the contingent rental income is achieved. No contingent rent was earned during the year ended December 31, 2003.

Although certain leases may provide for tenant occupancy during periods for which no rent is due and/or increases exist in minimum lease payments over the term of the lease, rental income accrues for the full period of occupancy on a straight-line basis. Related adjustments increased base rental income by \$49,806 for the year ended December 31, 2003.

F-281

GURNEE TOWN CENTER

Notes to Historical Summary of Gross Income and Direct Operating Expenses
 For the year ended December 31, 2003 and the nine months ended
 September 30, 2004 (unaudited)

Minimum rents to be received from tenants under operating leases, which terms range from two and a half years to 20 years, in effect at December 31, 2003, are as follows:

| YEAR | |
|------------|---------------|
| ---- | |
| 2004 | \$ 3,024,647 |
| 2005 | 3,031,410 |
| 2006 | 2,347,157 |
| 2007 | 2,073,736 |
| 2008 | 2,016,451 |
| Thereafter | 10,205,810 |
| | ----- |
| | \$ 22,699,211 |
| | ===== |

(4) DIRECT OPERATING EXPENSES

Direct operating expenses include only those costs expected to be comparable to the proposed future operations of the Property. Repairs and maintenance expenses are charged to operations as incurred. Costs such as depreciation, amortization, management fees, interest expense related to mortgage debt not assumed, and professional fees are excluded from the Historical Summary.

F-282

INDEPENDENT AUDITORS' REPORT

The Board of Directors
 Inland Western Retail Real Estate Trust, Inc.

We have audited the accompanying Historical Summary of Gross Income and Direct Operating Expenses ("Historical Summary") of Winchester Commons ("the Property") for the year ended December 31, 2003. This Historical Summary is the responsibility of the management of Inland Western Retail Real Estate Trust, Inc. Our responsibility is to express an opinion on the Historical Summary based on our audit.

We conducted our audit in accordance with auditing standards generally accepted in the United States of America. Those standards require that we plan and perform the audit to obtain reasonable assurance about whether the Historical Summary is free of material misstatement. An audit includes examining, on a test basis, evidence supporting the amounts and disclosures in the Historical Summary. An audit also includes assessing the accounting principles used and significant estimates made by management, as well as evaluating the overall presentation of the Historical Summary. We believe that our audit provides a reasonable basis for our opinion.

Edgar Filing: INLAND WESTERN RETAIL REAL ESTATE TRUST INC - Form POS AM

The accompanying Historical Summary was prepared for the purpose of complying with the rules and regulations of the Securities and Exchange Commission and for inclusion in the Post-Effective Amendment No. 7 to the Registration Statement on Form S-11 of Inland Western Retail Real Estate Trust, Inc., as described in note 2. It is not intended to be a complete presentation of the Property's revenues and expenses.

In our opinion, the Historical Summary referred to above presents fairly, in all material respects, the gross income and direct operating expenses described in note 2 of Winchester Commons for the year ended December 31, 2003, in conformity with accounting principles generally accepted in the United States of America.

KPMG LLP

Chicago, Illinois
November 3, 2004

F-283

WINCHESTER COMMONS
Historical Summary of Gross Income and Direct Operating Expenses
For the year ended December 31, 2003 and the nine months ended
September 30, 2004 (unaudited)

| | FOR THE NINE MONTHS ENDED SEPTEMBER 30, 2004 ----- (unaudited) |
|---|--|
| Gross income: | |
| Base rental income | \$ 793,963 |
| Operating expense and real estate tax recoveries | 279,045 |
| | ----- |
| Total gross income | 1,073,008 |
| | ----- |
| Direct operating expenses: | |
| Operating expenses | 85,206 |
| Real estate taxes | 204,490 |
| Insurance | 7,988 |
| | ----- |
| Total direct operating expenses | 297,684 |
| | ----- |
| Excess of gross income over direct operating expenses | \$ 775,324 |
| | ===== |

See accompanying notes to historical summary of gross income and direct operating expenses.

F-284

Edgar Filing: INLAND WESTERN RETAIL REAL ESTATE TRUST INC - Form POS AM

WINCHESTER COMMONS

Notes to Historical Summary of Gross Income and Direct Operating Expenses
For the year ended December 31, 2003 and the nine months ended
September 30, 2004 (unaudited)

(1) BUSINESS

Winchester Commons ("the Property") is located in Memphis, Tennessee. The Property consists of approximately 93,024 square feet of gross leasable area and was 100% occupied at December 31, 2003. The Property is leased to 16 tenants, of which one tenant accounts for 47% of base rental revenue for the year ended December 31, 2003. On November 5, 2004, Inland Western Retail Real Estate Trust, Inc. ("IWRRETI") acquired the Property from an unaffiliated third party.

(2) BASIS OF PRESENTATION

The Historical Summary of Gross Income and Direct Operating Expenses ("Historical Summary") has been prepared for the purpose of complying with Rule 3-14 of the Securities and Exchange Commission Regulation S-X and for inclusion in the Post-Effective Amendment No. 7 to the Registration Statement on Form S-11 of IWRRETI and is not intended to be a complete presentation of the Property's revenues and expenses. The Historical Summary has been prepared on the accrual basis of accounting and requires management of the Property to make estimates and assumptions that affect the reported amounts of the revenues and expenses during the reporting period. Actual results may differ from those estimates.

All adjustments necessary for a fair presentation have been made to the accompanying unaudited amounts for the nine months ended September 30, 2004.

(3) GROSS INCOME

The Property leases retail space under various lease agreements with its tenants. All leases are accounted for as operating leases. The leases include provisions under which the Property is reimbursed for common area, real estate, and insurance costs. Revenue related to these reimbursed costs is recognized in the period the applicable costs are incurred and billed to tenants pursuant to the lease agreements. Certain leases contain renewal options at various periods at various rental rates.

Although certain leases may provide for tenant occupancy during periods for which no rent is due and/or increases exist in minimum lease payments over the term of the lease, rental income accrues for the full period of occupancy on a straight-line basis. Related adjustments decreased base rental income by \$5,784 for the year ended December 31, 2003.

F-285

WINCHESTER COMMONS

Notes to Historical Summary of Gross Income and Direct Operating Expenses
For the year ended December 31, 2003 and the nine months ended
September 30, 2004 (unaudited)

Minimum rents to be received from tenants under operating leases, which terms range from one to 16 years, in effect at December 31, 2003, are as follows:

| YEAR | |
|------------|--------------|
| ---- | |
| 2004 | \$ 1,008,019 |
| 2005 | 946,941 |
| 2006 | 870,713 |
| 2007 | 765,269 |
| 2008 | 744,965 |
| Thereafter | 5,197,703 |
| | ----- |
| | \$ 9,533,610 |
| | ===== |

(4) DIRECT OPERATING EXPENSES

Direct operating expenses include only those costs expected to be comparable to the proposed future operations of the Property. Repairs and maintenance expenses are charged to operations as incurred. Costs such as depreciation, amortization, management fees, interest expense related to mortgage debt not assumed, and professional fees are excluded from the Historical Summary.

F-286

INDEPENDENT AUDITORS' REPORT

The Board of Directors
Inland Western Retail Real Estate Trust, Inc.

We have audited the accompanying Historical Summary of Gross Income and Direct Operating Expenses ("Historical Summary") of Mansfield Towne Crossing ("the Property") for the period from July 23, 2003 (commencement of operations) to December 31, 2003. This Historical Summary is the responsibility of management of Inland Western Retail Real Estate Trust, Inc. Our responsibility is to express an opinion on the Historical Summary based on our audit.

We conducted our audit in accordance with auditing standards generally accepted in the United States of America. Those standards require that we plan and perform the audit to obtain reasonable assurance about whether the Historical Summary is free of material misstatement. An audit includes examining, on a test basis, evidence supporting the amounts and disclosures in the Historical Summary. An audit also includes assessing the accounting principles used and significant estimates made by management, as well as evaluating the overall presentation of the Historical Summary. We believe that our audit provides a reasonable basis for our opinion.

The accompanying Historical Summary was prepared for the purpose of complying with the rules and regulations of the Securities and Exchange Commission and for inclusion in the Post-Effective Amendment No. 7 to the Registration Statement on Form S-11 of Inland Western Retail Real Estate Trust, Inc., as described in note 2. It is not intended to be a complete presentation of the Property's revenues and expenses.

In our opinion, the Historical Summary referred to above presents fairly, in all material respects, the gross income and direct operating expenses described in note 2 of Mansfield Towne Crossing for the period from July 23, 2003 (commencement of operations) to December 31, 2003, in conformity with accounting principles generally accepted in the United States of America.

Edgar Filing: INLAND WESTERN RETAIL REAL ESTATE TRUST INC - Form POS AM

KPMGLLP

Chicago, Illinois
December 8, 2004

F-287

MANSFIELD TOWNE CROSSING
Historical Summary of Gross Income and Direct Operating Expenses
For the period from July 23, 2003 (commencement of operations) to
December 31, 2003 and the nine months ended September 30, 2004 (unaudited)

| | FOR THE NINE MONTHS ENDED SEPTEMBER 30, 2004 ----- (unaudited) |
|---|--|
| Gross income: | |
| Base rental income | \$ 462,693 |
| Operating expense and real estate tax recoveries | 158,753 |
| | ----- |
| Total gross income | 621,446 |
| | ----- |
| Direct operating expenses: | |
| Operating expenses | 108,480 |
| Insurance | 5,521 |
| Real estate taxes | 125,868 |
| | ----- |
| Total direct operating expenses | 239,869 |
| | ----- |
| Excess of gross income over direct operating expenses | \$ 381,577 |
| | ===== |

See accompanying notes to historical summary of gross income and direct operating expenses.

F-288

MANSFIELD TOWNE CROSSING
Notes to Historical Summary of Gross Income and Direct Operating Expenses
For the period from July 23, 2003 (commencement of operations) to
December 31, 2003 and the nine months ended September 30, 2004 (unaudited)

(1) BUSINESS

Mansfield Towne Crossing ("the Property") is located in Mansfield, Texas. The Property consists of approximately 111,898 square feet of gross leasable area and was approximately 27% occupied at December 31, 2003. The

Edgar Filing: INLAND WESTERN RETAIL REAL ESTATE TRUST INC - Form POS AM

Property is leased to 20 tenants of whom six tenants occupied the area in 2003. One tenant represented approximately 59% of base rental revenue for the period from July 23, 2003 (commencement of operations) to December 31, 2003. On November 3, 2004, Inland Western Retail Real Estate Trust, Inc. ("IWRRETI") acquired the Property from an unaffiliated third party.

Mansfield Towne Crossing was under construction during 2003 and commenced operations July 23, 2003.

(2) BASIS OF PRESENTATION

The Historical Summary of Gross Income and Direct Operating Expenses ("Historical Summary") has been prepared for the purpose of complying with Rule 3-14 of the Securities and Exchange Commission Regulation S-X and for inclusion in the Post-Effective Amendment No. 7 to the Registration Statement on Form S-11 of IWRRETI and is not intended to be a complete presentation of the Property's revenues and expenses. The Historical Summary has been prepared on the accrual basis of accounting and requires management of the Property to make estimates and assumptions that affect the reported amounts of the revenues and expenses during the reporting period. Actual results may differ from those estimates.

All adjustments necessary for a fair presentation have been made to the accompanying unaudited amounts for the nine months ended September 30, 2004.

(3) GROSS INCOME

The Property leases retail space under various lease agreements with its tenants. All leases are accounted for as operating leases. The leases include provisions under which the Property is reimbursed for common area, real estate, and insurance costs. Revenue related to these reimbursed costs is recognized in the period the applicable costs are incurred and billed to tenants pursuant to the lease agreements. Certain leases contain renewal options at various periods at various rental rates. No contingent rent was earned during the period from July 23, 2003 (commencement of operations) to December 31, 2003.

Although certain leases may provide for tenant occupancy during periods for which no rent is due and/or increases exist in minimum lease payments over the term of the lease, rental income accrues for the full period of occupancy on a straight-line basis. Related adjustments increased base rental income by \$9,080 for the period from July 23, 2003 (commencement of operations) to December 31, 2003.

F-289

MANSFIELD TOWNE CROSSING

Notes to Historical Summary of Gross Income and Direct Operating Expenses
For the period from July 23, 2003 (commencement of operations) to December 31, 2003 and the nine months ended September 30, 2004 (unaudited)

Minimum rents to be received from tenants under operating leases, which terms range from five years to 15 years, in effect at December 31, 2003, are as follows:

YEAR

Edgar Filing: INLAND WESTERN RETAIL REAL ESTATE TRUST INC - Form POS AM

| | | |
|------------|----|-----------|
| 2004 | \$ | 579,467 |
| 2005 | | 921,979 |
| 2006 | | 921,979 |
| 2007 | | 921,979 |
| 2008 | | 882,805 |
| Thereafter | | 5,205,573 |
| | | ----- |
| | \$ | 9,433,782 |
| | | ===== |

(4) DIRECT OPERATING EXPENSES

Direct operating expenses include only those costs expected to be comparable to the proposed future operations of the Property. Repairs and maintenance expenses are charged to operations as incurred. Costs such as depreciation, amortization, management fees, interest expense related to mortgage debt not assumed, and professional fees are excluded from the Historical Summary.

F-290

INDEPENDENT AUDITORS' REPORT

The Board of Directors
Inland Western Retail Real Estate Trust, Inc.

We have audited the accompanying Historical Summary of Gross Income and Direct Operating Expenses ("Historical Summary") of Fox Creek Village ("the Property") for the period from November 12, 2003 (commencement of operations) to December 31, 2003. This Historical Summary is the responsibility of the management of Inland Western Retail Real Estate Trust, Inc. Our responsibility is to express an opinion on the Historical Summary based on our audit.

We conducted our audit in accordance with auditing standards generally accepted in the United States of America. Those standards require that we plan and perform the audit to obtain reasonable assurance about whether the Historical Summary is free of material misstatement. An audit includes examining, on a test basis, evidence supporting the amounts and disclosures in the Historical Summary. An audit also includes assessing the accounting principles used and significant estimates made by management, as well as evaluating the overall presentation of the Historical Summary. We believe that our audit provides a reasonable basis for our opinion.

The accompanying Historical Summary was prepared for the purpose of complying with the rules and regulations of the Securities and Exchange Commission and for inclusion in the Post-Effective Amendment No. 7 to the Registration Statement on Form S-11 of Inland Western Retail Real Estate Trust, Inc., as described in note 2. It is not intended to be a complete presentation of the Property's revenues and expenses.

In our opinion, the Historical Summary referred to above presents fairly, in all material respects, the gross income and direct operating expenses described in note 2 of Fox Creek Village for period from November 12, 2003 (commencement of operations) to December 31, 2003, in conformity with accounting principles generally accepted in the United States of America.

KPMG LLP

Edgar Filing: INLAND WESTERN RETAIL REAL ESTATE TRUST INC - Form POS AM

Chicago, Illinois
December 8, 2004

F-291

FOX CREEK VILLAGE
Historical Summary of Gross Income and Direct Operating Expenses
For the period from November 12, 2003 (commencement of operations) to
December 31, 2003 and the nine months ended September 30, 2004 (unaudited)

| | FOR THE NINE MONTHS ENDED SEPTEMBER 30, 2004 ----- (unaudited) |
|---|--|
| Gross income: | |
| Base rental income | \$ 849,779 |
| Operating expense and real estate tax recoveries | 216,707 |
| | ----- |
| Total gross income | 1,066,486 |
| | ----- |
| Direct operating expenses: | |
| Operating expenses | 94,833 |
| Real estate taxes | 163,170 |
| Insurance | 5,168 |
| | ----- |
| Total direct operating expenses | 263,171 |
| | ----- |
| Excess of gross income over direct operating expenses | \$ 803,315 |
| | ===== |

See accompanying notes to historical summary of gross income and direct operating expenses.

F-292

FOX CREEK VILLAGE
Notes to Historical Summary of Gross Income and Direct Operating Expenses
For the period from November 12, 2003 (commencement of operations) to
December 31, 2003 and the nine months ended September 30, 2004 (unaudited)

(1) BUSINESS

Fox Creek Village ("the Property") is located in Longmont, Colorado. The Property consists of approximately 139,730 square feet of gross leasable area of which approximately 39,600 represents square footage of gross leasable area available for ground leases. The Property was approximately 66% occupied at December 31, 2003. The Property is leased to two tenants that account for 100% of base rental revenue for period from November 12,

Edgar Filing: INLAND WESTERN RETAIL REAL ESTATE TRUST INC - Form POS AM

2003 (commencement of operations) to December 31, 2003. On November 22, 2004, Inland Western Retail Real Estate Trust, Inc. ("IWRRETI") acquired the Property from an unaffiliated third party.

(2) BASIS OF PRESENTATION

The Historical Summary of Gross Income and Direct Operating Expenses ("Historical Summary") has been prepared for the purpose of complying with Rule 3-14 of the Securities and Exchange Commission Regulation S-X and for inclusion in the Post-Effective Amendment No. 7 to the Registration Statement on Form S-11 of IWRRETI and is not intended to be a complete presentation of the Property's revenues and expenses. The Historical Summary has been prepared on the accrual basis of accounting and requires management of the Property to make estimates and assumptions that affect the reported amounts of the revenues and expenses during the reporting period. Actual results may differ from those estimates.

All adjustments necessary for a fair presentation have been made to the accompanying unaudited amounts for the nine months ended September 30, 2004.

(3) GROSS INCOME

The Property leases retail space under various lease agreements with its tenants. All leases are accounted for as operating leases. The leases include provisions under which the Property is reimbursed for common area, real estate, and insurance costs. Revenue related to these reimbursed costs is recognized in the period the applicable costs are incurred and billed to tenants pursuant to the lease agreements. Certain leases contain renewal options at various periods at various rental rates. No contingent rent was earned during the period from November 12, 2003 (commencement of operations) to December 31, 2003.

The Property has one ground lease that is classified as an operating lease with terms extending through November 12, 2018. Total ground lease income was \$2,717 and is included in base rental income in the accompanying Historical Summary for the year ended December 31, 2003.

F-293

FOX CREEK VILLAGE

Notes to Historical Summary of Gross Income and Direct Operating Expenses

For the period from November 12, 2003 (commencement of operations) to December 31, 2003 and the nine months ended September 30, 2004 (unaudited)

Minimum rents to be received from tenants under operating leases, which terms range from five to 20 years, in effect at December 31, 2003, are as follows:

| YEAR | |
|------------|------------|
| ---- | |
| 2004 | \$ 988,109 |
| 2005 | 1,051,949 |
| 2006 | 1,056,498 |
| 2007 | 1,061,046 |
| 2008 | 1,065,595 |
| Thereafter | 11,020,462 |
| | ----- |

\$ 16,243,659

=====

(4) DIRECT OPERATING EXPENSES

Direct operating expenses include only those costs expected to be comparable to the proposed future operations of the Property. Repairs and maintenance expenses are charged to operations as incurred. Costs such as depreciation, amortization, management fees, interest expense related to mortgage debt not assumed, and professional fees are excluded from the Historical Summary. No insurance expense was recorded for the period from November 12, 2003 (commencement of operations) to December 31, 2003 as the tenants that occupied the space during this period incurred and paid their own insurance.

F-294

INDEPENDENT AUDITORS' REPORT

The Board of Directors
Inland Western Retail Real Estate Trust, Inc.

We have audited the accompanying Historical Summary of Gross Income and Direct Operating Expenses ("Historical Summary") of Gateway Pavilions ("the Property") for the period from February 15, 2003 (commencement of operations) to December 31, 2003. This Historical Summary is the responsibility of management of Inland Western Retail Real Estate Trust, Inc. Our responsibility is to express an opinion on the Historical Summary based on our audit.

We conducted our audit in accordance with auditing standards generally accepted in the United States of America. Those standards require that we plan and perform the audit to obtain reasonable assurance about whether the Historical Summary is free of material misstatement. An audit includes examining, on a test basis, evidence supporting the amounts and disclosures in the Historical Summary. An audit also includes assessing the accounting principles used and significant estimates made by management, as well as evaluating the overall presentation of the Historical Summary. We believe that our audit provides a reasonable basis for our opinion.

The accompanying Historical Summary was prepared for the purpose of complying with the rules and regulations of the Securities and Exchange Commission and for inclusion in the Post-Effective Amendment No. 7 to the Registration Statement on Form S-11 of Inland Western Retail Real Estate Trust, Inc., as described in note 2. It is not intended to be a complete presentation of the Property's revenues and expenses.

In our opinion, the Historical Summary referred to above presents fairly, in all material respects, the gross income and direct operating expenses described in note 2 of Gateway Pavilions for the period from February 15, 2003 (commencement of operations) to December 31, 2003, in conformity with accounting principles generally accepted in the United States of America.

KPMG LLP

Chicago, Illinois
December 9, 2004

GATEWAY PAVILIONS

Notes to Historical Summary of Gross Income and Direct Operating Expenses
 For the period from February 15, 2003 (commencement of operations) to
 December 31, 2003 and the nine months ended September 30, 2004 (unaudited)

| | FOR THE NINE MONTHS ENDED SEPTEMBER 30, 2004 ----- (unaudited) |
|---|--|
| Gross income: | |
| Base rental income | \$ 2,317,394 |
| Operating expense and real estate tax recoveries | 507,792 |
| | ----- |
| Total gross income | 2,825,186 |
| | ----- |
| Direct operating expenses: | |
| Operating expenses | 300,936 |
| Real estate taxes | 303,496 |
| Insurance | 45,673 |
| | ----- |
| Total direct operating expenses | 650,105 |
| | ----- |
| Excess of gross income over direct operating expenses | \$ 2,175,081 |
| | ===== |

See accompanying notes to historical summary of gross income and direct operating expenses.

GATEWAY PAVILIONS

Notes to Historical Summary of Gross Income and Direct Operating Expenses
 For the period from February 15, 2003 (commencement of operations) to
 December 31, 2003 and the nine months ended September 30, 2004 (unaudited)

(1) BUSINESS

Gateway Pavilions ("the Property") is located in Avondale, Arizona, which when completed will consist of approximately 318,410 square feet of gross leasable area. The Property consists of approximately 197,512 square feet of gross leasable area and was approximately 93% occupied at December 31, 2003. The Property is leased to 22 tenants of which 5 tenants account for approximately 38% of base rental revenue for the period from February 15, 2003 (commencement of operations) to December 31, 2003. On December 7, 2004 Inland Western Retail Real Estate Trust, Inc. ("IWRRETI") acquired the Property from an unaffiliated third party.

Edgar Filing: INLAND WESTERN RETAIL REAL ESTATE TRUST INC - Form POS AM

Gateway Pavilions' 197,512 square feet of gross leasable area was under construction and completed during 2003. The remaining portion of the Property's gross leasable area (representing 104,278 square feet) was under construction as of December 31, 2003. Real estate taxes are excluded in the Historical Summary related to the portion of the Property under construction.

(2) BASIS OF PRESENTATION

The Historical Summary of Gross Income and Direct Operating Expenses ("Historical Summary") has been prepared for the purpose of complying with Rule 3-14 of the Securities and Exchange Commission Regulation S-X and for inclusion in the Post-Effective Amendment No. 7 to the Registration Statement on Form S-11 of IWRRETI and is not intended to be a complete presentation of the Property's revenues and expenses. The Historical Summary has been prepared on the accrual basis of accounting and requires management of the Property to make estimates and assumptions that affect the reported amounts of the revenues and expenses during the reporting period. Actual results may differ from those estimates.

All adjustments necessary for a fair presentation have been made to the accompanying unaudited amounts for the nine months ended September 30, 2004.

(3) GROSS INCOME

The Property leases retail space under various lease agreements with its tenants. All leases are accounted for as operating leases. The leases include provisions under which the Property is reimbursed for common area, real estate, and insurance costs. Revenue related to these reimbursed costs is recognized in the period the applicable costs are incurred and billed to tenants pursuant to the lease agreements. Certain leases contain renewal options at various periods at various rental rates. Certain of the leases contain provision for contingent rentals. Recognition of contingent rental income is deferred until the target that triggers the contingent rental income is achieved. No contingent rent was earned for the period from February 15, 2003 (commencement of operations) to December 31, 2003.

The Property has one ground lease that is classified as an operating lease with a term extending until October 1, 2023. Total ground lease income was \$19,335 and is included in base rental income in the accompanying Historical Summary for the period from February 15, 2003 (commencement of operations) to December 31, 2003.

Although certain leases may provide for tenant occupancy during periods for which no rent is due and/or increases exist in minimum lease payments over the term of the lease, rental income accrues for the full period of occupancy on a straight-line basis. Related adjustments increased base rental income by \$50,513 for the period from February 15, 2003 (commencement of operations) to December 31, 2003.

F-297

GATEWAY PAVILIONS

Notes to Historical Summary of Gross Income and Direct Operating Expenses
For the period from February 15, 2003 (commencement of operations) to December 31, 2003 and the nine months ended September 30, 2004 (unaudited)

Minimum rents to be received from tenants under operating leases, which terms range from one to 15 years, in effect at December 31, 2003, are as follows:

| YEAR | |
|------------|---------------|
| ---- | |
| 2004 | \$ 2,914,743 |
| 2005 | 3,275,666 |
| 2006 | 3,292,521 |
| 2007 | 3,311,622 |
| 2008 | 3,100,049 |
| Thereafter | 19,399,071 |
| | ----- |
| | \$ 35,293,672 |
| | ===== |

(4) DIRECT OPERATING EXPENSES

Direct operating expenses include only those costs expected to be comparable to the proposed future operations of the Property. Repairs and maintenance expenses are charged to operations as incurred. Costs such as depreciation, amortization, management fees, interest expense related to mortgage debt not assumed, and professional fees are excluded from the Historical Summary.

F-298

INDEPENDENT AUDITORS' REPORT

The Board of Directors
Inland Western Retail Real Estate Trust, Inc.

We have audited the accompanying Historical Summary of Gross Income and Direct Operating Expenses ("Historical Summary") of Northwoods Center ("the Property") for the year ended December 31, 2003. This Historical Summary is the responsibility of management of Inland Western Retail Real Estate Trust, Inc. Our responsibility is to express an opinion on the Historical Summary based on our audit.

We conducted our audit in accordance with auditing standards generally accepted in the United States of America. Those standards require that we plan and perform the audit to obtain reasonable assurance about whether the Historical Summary is free of material misstatement. An audit includes examining, on a test basis, evidence supporting the amounts and disclosures in the Historical Summary. An audit also includes assessing the accounting principles used and significant estimates made by management, as well as evaluating the overall presentation of the Historical Summary. We believe that our audit provides a reasonable basis for our opinion.

The accompanying Historical Summary was prepared for the purpose of complying with the rules and regulations of the Securities and Exchange Commission and for inclusion in the Post-Effective Amendment No. 7 to the Registration Statement on Form S-11 of Inland Western Retail Real Estate Trust, Inc., as described in note 2. It is not intended to be a complete presentation of the Property's revenues and expenses.

In our opinion, the Historical Summary referred to above presents fairly, in all material respects, the gross income and direct operating expenses described in note 2 of Northwoods Center for the year ended December 31, 2003, in conformity

Edgar Filing: INLAND WESTERN RETAIL REAL ESTATE TRUST INC - Form POS AM

with accounting principles generally accepted in the United States of America.

KPMG LLP

Chicago, Illinois
November 26, 2004

F-299

NORTHWOODS CENTER
Historical Summary of Gross Income and Direct Operating Expenses
For the year ended December 31, 2003 and the nine months ended
September 30, 2004 (unaudited).

| | FOR THE NINE MONTHS ENDED SEPTEMBER 30, 2004 |
|---|--|
| | ----- (unaudited) |
| Gross income: | |
| Base rental income | \$ 904,767 |
| Operating expense and real estate tax recoveries | 166,042 |
| | ----- |
| Total gross income | 1,070,809 |
| | ----- |
| Direct operating expenses: | |
| Operating expenses | 66,253 |
| Real estate taxes | 110,615 |
| | ----- |
| Total direct operating expenses | 176,868 |
| | ----- |
| Excess of gross income over direct operating expenses | \$ 893,941 |
| | ===== |

See accompanying notes to historical summary of gross income and direct operating expenses.

F-300

NORTHWOODS CENTER
Notes to Historical Summary of Gross Income and Direct Operating Expenses
For the year ended December 31, 2003 and the nine months ended
September 30, 2004 (unaudited)

(1) BUSINESS

Northwoods Center ("the Property") is located in Wesley Chapel, Florida. The Property consists of approximately 95,994 square feet of gross leasable area of which approximately 70,647 square feet of gross leasable area was available and occupied at December 31, 2003. The Property is leased to 25 tenants, of which two tenants account for approximately 44% of base rental

Edgar Filing: INLAND WESTERN RETAIL REAL ESTATE TRUST INC - Form POS AM

revenue for the year ended December 31, 2003. On December 7, 2004, Inland Western Retail Real Estate Trust, Inc. ("IWRRETI") acquired the Property from an unaffiliated third party.

(2) BASIS OF PRESENTATION

The Historical Summary of Gross Income and Direct Operating Expenses ("Historical Summary") has been prepared for the purpose of complying with Rule 3-14 of the Securities and Exchange Commission Regulation S-X and for inclusion in the Post-Effective Amendment No. 7 to the Registration Statement on Form S-11 of IWRRETI and is not intended to be a complete presentation of the Property's revenues and expenses. The Historical Summary has been prepared on the accrual basis of accounting and requires management of the Property to make estimates and assumptions that affect the reported amounts of the revenues and expenses during the reporting period. Actual results may differ from those estimates.

All adjustments necessary for a fair presentation have been made to the accompanying unaudited amounts for the nine months ended September 30, 2004.

(3) GROSS INCOME

The Property leases retail space under various lease agreements with its tenants. All leases are accounted for as operating leases. The leases include provisions under which the Property is reimbursed for common area, real estate, and insurance costs. Revenue related to these reimbursed costs is recognized in the period the applicable costs are incurred and billed to tenants pursuant to the lease agreements. Certain leases contain renewal options at various periods at various rental rates. Certain of the leases contain provision for contingent rentals. Recognition of contingent rental income is deferred until the target that triggers the contingent rental income is achieved. No contingent rent was earned for the year ended December 31, 2003.

Although certain leases may provide for tenant occupancy during periods for which no rent is due and/or increases exist in minimum lease payments over the term of the lease, rental income accrues for the full period of occupancy on a straight-line basis. Related adjustments increased base rental income by \$81,206 for year ended December 31, 2003.

F-301

NORTHWOODS CENTER

Notes to Historical Summary of Gross Income and Direct Operating Expenses
For the year ended December 31, 2003 and the nine months ended
September 30, 2004 (unaudited)

Minimum rents to be received from tenants under operating leases, which terms range from four years to 20 years, as of December 31, 2003, are as follows:

| YEAR | |
|------|--------------|
| ---- | |
| 2004 | \$ 1,104,172 |
| 2005 | 1,405,893 |
| 2006 | 1,438,591 |
| 2007 | 1,446,935 |

Edgar Filing: INLAND WESTERN RETAIL REAL ESTATE TRUST INC - Form POS AM

| | |
|------------|---------------|
| 2008 | 1,388,421 |
| Thereafter | 5,189,216 |
| | ----- |
| | \$ 11,973,228 |
| | ===== |

(4) DIRECT OPERATING EXPENSES

Direct operating expenses include only those costs expected to be comparable to the proposed future operations of the Property. Repairs and maintenance expenses are charged to operations as incurred. Costs such as depreciation, amortization, management fees, interest expense related to mortgage debt not assumed, insurance and professional fees are excluded from the Historical Summary.

F-302

INDEPENDENT AUDITORS' REPORT

The Board of Directors
Inland Western Retail Real Estate Trust, Inc.

We have audited the accompanying Historical Summary of Gross Income and Direct Operating Expenses ("Historical Summary") of Oswego Commons ("the Property") for the year ended December 31, 2003. This Historical Summary is the responsibility of the management of Inland Western Retail Real Estate Trust, Inc. Our responsibility is to express an opinion on the Historical Summary based on our audit.

We conducted our audit in accordance with auditing standards generally accepted in the United States of America. Those standards require that we plan and perform the audit to obtain reasonable assurance about whether the Historical Summary is free of material misstatement. An audit includes examining, on a test basis, evidence supporting the amounts and disclosures in the Historical Summary. An audit also includes assessing the accounting principles used and significant estimates made by management, as well as evaluating the overall presentation of the Historical Summary. We believe that our audit provides a reasonable basis for our opinion.

The accompanying Historical Summary was prepared for the purpose of complying with the rules and regulations of the Securities and Exchange Commission and for inclusion in the Post-Effective Amendment No. 7 to the Registration Statement on Form S-11 of Inland Western Retail Real Estate Trust, Inc., as described in note 2. It is not intended to be a complete presentation of the Property's revenues and expenses.

In our opinion, the Historical Summary referred to above presents fairly, in all material respects, the gross income and direct operating expenses described in note 2 of Oswego Commons for the year ended December 31, 2003, in conformity with accounting principles generally accepted in the United States of America.

KPMG LLP

Chicago, Illinois
December 8, 2004

F-303

Edgar Filing: INLAND WESTERN RETAIL REAL ESTATE TRUST INC - Form POS AM

OSWEGO COMMONS

Historical Summary of Gross Income and Direct Operating Expenses
For the year ended December 31, 2003 and the nine months ended
September 30, 2004 (unaudited)

| | FOR THE NINE MONTHS ENDED SEPTEMBER 30, 2004 |
|---|--|
| | ----- (unaudited) |
| Base rental income | \$ 2,013,952 |
| Operating expense and real estate tax recoveries | 654,718 |
| | ----- |
| Total gross income | 2,668,670 |
| | ----- |
| Operating expenses | 350,629 |
| Real estate taxes | 307,644 |
| Insurance | 26,697 |
| | ----- |
| Total direct operating expenses | 684,970 |
| | ----- |
| Excess of gross income over direct operating expenses | \$ 1,983,700 |
| | ===== |

See accompanying notes to historical summary of gross income and direct operating expenses.

F-304

OSWEGO COMMONS

Notes to Historical Summary of Gross Income and Direct Operating Expenses
For the year ended December 31, 2003 and the nine months ended
September 30, 2004 (unaudited)

(1) BUSINESS

Oswego Commons ("the Property") is located in Oswego, Illinois. The Property consists of approximately 186,451 square feet of gross leasable area and was approximately 97% occupied at December 31, 2003. The Property is leased to a total of 18 tenants, of which two tenants account for approximately 60% of base rental revenue for the year ended December 31, 2003. On November 23, 2004, Inland Western Retail Real Estate Trust, Inc. ("IWRRETI") acquired the Property from an unaffiliated third-party.

(2) BASIS OF PRESENTATION

The Historical Summary of Gross Income and Direct Operating Expenses ("Historical Summary") has been prepared for the purpose of complying with Rule 3-14 of the Securities and Exchange Commission Regulation S-X and for inclusion in the Post-Effective Amendment No. 7 to the Registration Statement on Form S-11 of IWRRETI and is not intended to be a complete

Edgar Filing: INLAND WESTERN RETAIL REAL ESTATE TRUST INC - Form POS AM

presentation of the Property's revenues and expenses. The Historical Summary has been prepared on the accrual basis of accounting and requires management of the Property to make estimates and assumptions that affect the reported amounts of the revenues and expenses during the reporting period. Actual results may differ from those estimates.

All adjustments necessary for a fair presentation have been made to the accompanying unaudited amounts for the nine months ended September 30, 2004.

(3) GROSS INCOME

The Property leases retail space under various lease agreements with its tenants. All leases are accounted for as operating leases. The leases include provisions under which the Property is reimbursed for common area, real estate, and insurance costs. Revenue related to these reimbursed costs is recognized in the period the applicable costs are incurred and billed to tenants pursuant to the lease agreements. Certain leases contain renewal options at various periods at various rental rates. Certain of the leases contain provision for contingent rentals. Recognition of contingent rental income is deferred until the target that triggers the contingent rental income is achieved. There was no contingent rent earned during the year ended December 31, 2003.

Although certain leases may provide for tenant occupancy during periods for which no rent is due and/or increases exist in minimum lease payments over the term of the lease, rental income accrues for the full period of occupancy on a straight-line basis. Related adjustments increased base rental income by \$112,535 for the year ended December 31, 2003.

F-305

OSWEGO COMMONS

Notes to Historical Summary of Gross Income and Direct Operating Expenses
For the year ended December 31, 2003 and the nine months ended
September 30, 2004 (unaudited)

Minimum rents to be received from tenants under operating leases, which terms range from three to 18 years, in effect at December 31, 2003, are as follows:

| YEAR | |
|------------|---------------|
| ---- | |
| 2004 | \$ 2,526,561 |
| 2005 | 2,561,597 |
| 2006 | 2,571,681 |
| 2007 | 2,558,120 |
| 2008 | 2,445,179 |
| Thereafter | 18,967,101 |
| | ----- |
| | \$ 31,630,239 |
| | ===== |

(4) DIRECT OPERATING EXPENSES

Direct operating expenses include only those costs expected to be comparable to the proposed future operations of the Property. Repairs and

Edgar Filing: INLAND WESTERN RETAIL REAL ESTATE TRUST INC - Form POS AM

maintenance expenses are charged to operations as incurred. Costs such as depreciation, amortization, management fees, interest expense related to mortgage debt not assumed, and professional fees are excluded from the Historical Summary.

F-306

LAKE MARY POINTE
 Historical Summary of Gross Income and Direct Operating Expenses
 For the year ended December 31, 2003
 and the nine months ended September 30, 2004 (unaudited)

| | FOR THE NINE MONTHS ENDED SEPTEMBER 30, 2004 ----- (unaudited) |
|---|--|
| Gross income: | |
| Base rental income | \$ 402,077 |
| Operating expense and real estate tax recoveries | 59,071 |
| | ----- |
| Total gross income | 461,148 |
| | ----- |
| Direct operating expenses: | |
| Operating expenses | 52,066 |
| Real estate taxes | 75,265 |
| Insurance | 10,560 |
| | ----- |
| Total direct operating expenses | 137,891 |
| | ----- |
| Excess of gross income over direct operating expenses | \$ 323,257 |
| | ===== |

See accompanying notes to historical summary of gross income and direct operating expenses.

F-307

LAKE MARY POINTE
 Historical Summary of Gross Income and Direct Operating Expenses
 For the year ended December 31, 2003 and the nine months ended
 September 30, 2004 (unaudited)

1. Basis of Presentation

The Historical Summary of Gross Income and Direct Operating Expenses for the year ended December 31, 2003 and the nine months ended September 30, 2004, respectively, has been prepared from the operating statements provided by the owners of the property during that period and requires management of Lake Mary Pointe to make estimates and assumptions that affect the amounts of the revenues and expense during that period. Actual results may differ from those estimates.

Edgar Filing: INLAND WESTERN RETAIL REAL ESTATE TRUST INC - Form POS AM

All adjustments necessary for a fair presentation have been made to the accompanying unaudited amounts for the year ended December 31, 2003 and the nine months ended September 30, 2004, respectively.

F-308

PUBLIX CENTER

Historical Summary of Gross Income and Direct Operating Expenses
For the period from April 18, 2004 (commencement of operations) to
September 30, 2004 (unaudited)

| | FOR THE PERIOD FROM A (COMMENCEMENT OF O TO SEPTEMBER 30 ----- (unaudited) |
|---|--|
| Gross income: | |
| Base rental income | \$ |
| Operating expense and real estate tax recoveries | |
| | ----- |
| Total gross income | ----- |
| Direct operating expenses: | |
| Operating expenses | |
| Real estate taxes | |
| Insurance | |
| | ----- |
| Total direct operating expenses | ----- |
| | |
| Excess of gross income over direct operating expenses | \$ ===== |

See accompanying notes to historical summary of gross income and direct operating expenses.

F-309

PUBLIX CENTER

Historical Summary of Gross Income and Direct Operating Expenses
For the period from April 18, 2004 (commencement of operations) to
September 30, 2004 (unaudited)

1. Basis of Presentation

The Historical Summary of Gross Income and Direct Operating Expenses for the period from April 18, 2004 (commencement of operations) to September 30, 2004 has been prepared from the operating statements provided by the owners of the property during that period and requires management of Publix Center to make estimates and assumptions that affect the amounts of the revenues and expense during that period. Actual results may differ from those estimates.

All adjustments necessary for a fair presentation have been made to the

Edgar Filing: INLAND WESTERN RETAIL REAL ESTATE TRUST INC - Form POS AM

accompanying unaudited amounts for the period from April 18, 2004 (commencement of operations) to September 30, 2004.

F-310

FIVE FORKS
 Historical Summary of Gross Income and Direct Operating Expenses
 For the year ended December 31, 2003
 and the nine months ended September 30, 2004 (unaudited)

| | FOR THE NINE MONTHS ENDED SEPTEMBER 30, 2004 ----- (unaudited) |
|---|--|
| Gross income: | |
| Base rental income | \$ 493,104 |
| Operating expense and real estate tax recoveries | 58,221 |
| | ----- |
| Total gross income | 551,325 |
| | ----- |
| Direct operating expenses: | |
| Operating expenses | 41,158 |
| Real estate taxes | 68,250 |
| Insurance | 7,307 |
| | ----- |
| Total direct operating expenses | 116,715 |
| | ----- |
| Excess of gross income over direct operating expenses | \$ 434,610 |
| | ===== |

See accompanying notes to historical summary of gross income and direct operating expenses.

F-311

FIVE FORKS
 Historical Summary of Gross Income and Direct Operating Expenses
 For the year ended December 31, 2003
 and the nine months ended September 30, 2004 (unaudited)

1. Basis of Presentation

The Historical Summary of Gross Income and Direct Operating Expenses for the year ended December 31, 2003 and the nine months ended September 30, 2004, respectively, has been prepared from the operating statements provided by the owners of the property during that period and requires management of Five Forks to make estimates and assumptions that affect the amounts of the revenues and expense during that period. Actual results may differ from those estimates.

All adjustments necessary for a fair presentation have been made to the accompanying unaudited amounts for the year ended December 31, 2003 and the nine

Edgar Filing: INLAND WESTERN RETAIL REAL ESTATE TRUST INC - Form POS AM

months ended September 30, 2004, respectively.

F-312

GATEWAY STATION
 Historical Summary of Gross Income and Direct Operating Expenses
 For the period from June 21, 2004 (commencement of operations) to
 September 30, 2004 (unaudited)

| | FOR THE PERIOD FROM J (COMMENCEMENT OF O TO SEPTEMBER 30 ----- (unaudited) |
|---|--|
| Gross income: | |
| Base rental income | \$ |
| Operating expense and real estate tax recoveries | |
| | ----- |
| Total gross income | ----- |
| Direct operating expenses: | |
| Operating expenses | |
| Real estate taxes | |
| Insurance | |
| | ----- |
| Total direct operating expenses | ----- |
| Excess of gross income over direct operating expenses | \$ ===== |

See accompanying notes to historical summary of gross income and direct operating expenses.

F-313

GATEWAY STATION
 Historical Summary of Gross Income and Direct Operating Expenses
 For the period from June 21, 2004 (commencement of operations) to
 September 30, 2004 (unaudited)

1. Basis of Presentation

The Historical Summary of Gross Income and Direct Operating Expenses for the period from June 21, 2004 (commencement of operations) to September 30, 2004 has been prepared from the operating statements provided by the owners of the property during that period and requires management of Gateway Station to make estimates and assumptions that affect the amounts of the revenues and expense during that period. Actual results may differ from those estimates.

All adjustments necessary for a fair presentation have been made to the accompanying unaudited amounts for the period from June 21, 2004 (commencement of operations) to September 30, 2004.

F-314

SHOPS AT FOREST COMMONS
 Historical Summary of Gross Income and Direct Operating Expenses
 For the year ended December 31, 2003
 and the nine months ended September 30, 2004 (unaudited)

| | FOR THE NINE MONTHS ENDED SEPTEMBER 30, 2004 ----- (unaudited) |
|---|--|
| Gross income: | |
| Base rental income | \$ 386,076 |
| Operating expense and real estate tax recoveries | 124,949 |
| | ----- |
| Total gross income | 511,025 |
| | ----- |
| Direct operating expenses: | |
| Operating expenses | 76,399 |
| Real estate taxes | 76,670 |
| Insurance | 3,562 |
| | ----- |
| Total direct operating expenses | 156,631 |
| | ----- |
| Excess of gross income over direct operating expenses | \$ 354,394 |
| | ===== |

See accompanying notes to historical summary of gross income and direct operating expenses.

F-315

SHOPS AT FOREST COMMONS
 Historical Summary of Gross Income and Direct Operating Expenses
 For the year ended December 31, 2003
 and the nine months ended September 30, 2004 (unaudited)

1. Basis of Presentation

The Historical Summary of Gross Income and Direct Operating Expenses for the year ended December 31, 2003 and the nine months ended September 30, 2004, respectively, has been prepared from the operating statements provided by the owners of the property during that period and requires management of Shops at Forest Commons to make estimates and assumptions that affect the amounts of the revenues and expense during that period. Actual results may differ from those estimates.

All adjustments necessary for a fair presentation have been made to the accompanying unaudited amounts for the year ended December 31, 2003 and the nine months ended September 30, 2004, respectively.

F-316

INDEPENDENT AUDITORS' REPORT

The Board of Directors
Inland Western Retail Real Estate Trust, Inc.

We have audited the accompanying Historical Summary of Gross Income and Direct Operating Expenses ("Historical Summary") of Southlake Town Square ("the Property") for the year ended December 31, 2003. This Historical Summary is the responsibility of the management of Inland Western Retail Real Estate Trust, Inc. Our responsibility is to express an opinion on the Historical Summary based on our audit.

We conducted our audit in accordance with auditing standards generally accepted in the United States of America. Those standards require that we plan and perform the audit to obtain reasonable assurance about whether the Historical Summary is free of material misstatement. An audit includes examining, on a test basis, evidence supporting the amounts and disclosures in the Historical Summary. An audit also includes assessing the accounting principles used and significant estimates made by management, as well as evaluating the overall presentation of the Historical Summary. We believe that our audit provides a reasonable basis for our opinion.

The accompanying Historical Summary was prepared for the purpose of complying with the rules and regulations of the Securities and Exchange Commission and for inclusion in the Pre-Effective Amendment No. 2 to the Registration Statement on Form S-11 of Inland Western Retail Real Estate Trust, Inc., as described in note 2. It is not intended to be a complete presentation of the Property's revenues and expenses.

In our opinion, the Historical Summary referred to above presents fairly, in all material respects, the gross income and direct operating expenses described in note 2 of Southlake Town Square for the year ended December 31, 2003, in conformity with accounting principles generally accepted in the United States of America.

KPMG LLP

Chicago, Illinois
December 7, 2004

F-317

SOUTHLAKE TOWN SQUARE
Historical Summary of Gross Income and Direct Operating Expenses
For the year ended December 31, 2003 and

Edgar Filing: INLAND WESTERN RETAIL REAL ESTATE TRUST INC - Form POS AM

the nine months ended September 30, 2004 (unaudited)

| | FOR THE NINE MONTHS ENDED SEPTEMBER 30, 2004 ----- (unaudited) | FOR THE ENDE DECEMBER 31, 2003 ----- |
|---|--|---|
| Gross income: | | |
| Base rental income | \$ 7,384,989 | \$ 9,000,000 |
| Operating expense and real estate tax recoveries | 2,351,712 | 2,800,000 |
| | ----- | ----- |
| Total gross income | 9,736,701 | 11,800,000 |
| | ----- | ----- |
| Direct operating expenses: | | |
| Operating expenses | 1,071,140 | 1,400,000 |
| Real estate taxes | 1,619,671 | 1,900,000 |
| Insurance | 75,909 | 100,000 |
| | ----- | ----- |
| Total direct operating expenses | 2,766,720 | 3,500,000 |
| | ----- | ----- |
| Excess of gross income over direct operating expenses | \$ 6,969,981 | \$ 8,300,000 |
| | ===== | ===== |

See accompanying notes to historical summary of gross income and direct operating expense.

F-318

SOUTHLAKE TOWN SQUARE

Notes to Historical Summary of Gross Income and Direct Operating Expenses
For the year ended December 31, 2003 and
the nine months ended September 30, 2004 (unaudited)

(1) BUSINESS

Southlake Town Square ("the Property") is located in Southlake, Texas. The Property consists of approximately 471,000 square feet of gross leasable area and was approximately 98% occupied at December 31, 2003. As of December 31, 2003 the Property is leased to 139 tenants. Inland Western Retail Real Estate Trust, Inc. ("IWRRETI") is expected to close on the acquisition of the Property from an unaffiliated third party on December 22, 2004.

(2) BASIS OF PRESENTATION

The Historical Summary of Gross Income and Direct Operating Expenses ("Historical Summary") has been prepared for the purpose of complying with Rule 3-14 of the Securities and Exchange Commission Regulation S-X and for inclusion in the Pre-Effective Amendment No. 2 to the Registration Statement on Form S-11 of IWRRETI and is not intended to be a complete presentation of the Property's revenues and expenses. The

Edgar Filing: INLAND WESTERN RETAIL REAL ESTATE TRUST INC - Form POS AM

Historical Summary has been prepared on the accrual basis of accounting and requires management of the Property to make estimates and assumptions that affect the reported amounts of the revenues and expenses during the reporting period. Actual results may differ from those estimates.

All adjustments necessary for a fair presentation have been made to the accompanying unaudited amounts for the nine months ended September 30, 2004.

(3) GROSS INCOME

The Property leases retail space under various lease agreements with its tenants. All leases are accounted for as operating leases. The leases include provisions under which the Property is reimbursed for common area, real estate, and insurance costs. Revenue related to these reimbursed costs is recognized in the period the applicable costs are incurred and billed to tenants pursuant to the lease agreements. Certain leases contain renewal options at various periods at various rental rates. Certain of the leases contain provision for contingent rentals. Recognition of contingent rental income is deferred until the target that triggers the contingent rental income is achieved. No contingent rent was earned during the year ended December 31, 2003.

Although certain leases may provide for tenant occupancy during periods for which no rent is due and/or increases exist in minimum lease payments over the term of the lease, rental income accrues for the full period of occupancy on a straight-line basis. Related adjustments increased base rental income by \$343,431 for the year ended December 31, 2003.

F-319

SOUTHLAKE TOWN SQUARE
Notes to Historical Summary of Gross Income and Direct Operating Expenses
For the year ended December 31, 2003 and
the nine months ended September 30, 2004 (unaudited)

Minimum rents to be received from tenants under operating leases, which terms range from one to 20 years, in effect as of December 31, 2003, are as follows:

| Year | ----- | ----- |
|------------|-------|------------|
| 2004 | \$ | 9,649,153 |
| 2005 | | 9,887,579 |
| 2006 | | 9,186,648 |
| 2007 | | 8,394,728 |
| 2008 | | 7,599,776 |
| Thereafter | | 15,943,145 |
| | ----- | |
| | \$ | 60,661,029 |
| | ===== | |

(4) DIRECT OPERATING EXPENSES

Direct operating expenses include only those costs expected to be comparable to the proposed future operations of the Property. Repairs and maintenance expenses are charged to operations as incurred. Costs such as depreciation, amortization, management fees, interest expense related to mortgage debt not assumed, and professional fees are excluded from the Historical Summary.

F-320

INDEPENDENT AUDITORS' REPORT

The Board of Directors
Inland Western Retail Real Estate Trust, Inc.

We have audited the accompanying Combined Historical Summary of Gross Income and Direct Operating Expenses ("Combined Historical Summary") of the Properties Acquired from Eastern Retail Holdings, L.P. for the year ended December 31, 2003. This Combined Historical Summary is the responsibility of management of Inland Western Retail Real Estate Trust, Inc. Our responsibility is to express an opinion on the Combined Historical Summary based on our audit.

We conducted our audit in accordance with auditing standards generally accepted in the United States of America. Those standards require that we plan and perform the audit to obtain reasonable assurance about whether the Combined Historical Summary is free of material misstatement. An audit includes examining, on a test basis, evidence supporting the amounts and disclosures in the Combined Historical Summary. An audit also includes assessing the accounting principles used and significant estimates made by management, as well as evaluating the overall presentation of the Combined Historical Summary. We believe that our audit provides a reasonable basis for our opinion.

The accompanying Combined Historical Summary was prepared for the purpose of complying with the rules and regulations of the Securities and Exchange Commission and for inclusion in the Pre-Effective Amendment No. 2 to the Registration Statement on Form S-11 of Inland Western Retail Real Estate Trust, Inc., as described in note 2. It is not intended to be a complete presentation of the Properties' revenues and expenses.

In our opinion, the Combined Historical Summary referred to above presents fairly, in all material respects, the gross income and direct operating expenses described in note 2 of the Properties Acquired from Eastern Retail Holdings, L.P. for the year ended December 31, 2003, in conformity with accounting principles generally accepted in the United States of America.

KPMG LLP

Edgar Filing: INLAND WESTERN RETAIL REAL ESTATE TRUST INC - Form POS AM

Chicago, Illinois
December 3, 2004

F-321

THE PROPERTIES ACQUIRED FROM EASTERN RETAIL HOLDINGS, L.P.
Combined Historical Summary of Gross Income and Direct Operating Expenses
For the year ended December 31, 2003 and
the nine months ended September 30, 2004 (unaudited)

| | FOR THE NINE MONTHS ENDED SEPTEMBER 30, 2004 ----- (unaudited) | FOR THE YEAR ENDED DECEMBER 31, 2003 ----- |
|---|--|--|
| Gross income: | | |
| Base rental income | \$ 1,234,825 | \$ 1,234,825 |
| Operating expense and real estate tax recoveries | 195,977 | 195,977 |
| | ----- | ----- |
| Total gross income | 1,430,802 | 1,430,802 |
| | ----- | ----- |
| Direct operating expenses: | | |
| Operating expenses | 73,719 | 73,719 |
| Real estate taxes | 120,266 | 120,266 |
| Insurance | 23,768 | 23,768 |
| | ----- | ----- |
| Total direct operating expenses | 217,753 | 217,753 |
| | ----- | ----- |
| Excess of gross income over direct operating expenses | \$ 1,213,049 | \$ 1,213,049 |
| | ===== | ===== |

See accompanying notes to combined historical summary of gross income and direct operating expense.

F-322

THE PROPERTIES ACQUIRED FROM EASTERN RETAIL HOLDINGS, L.P.
Notes to Combined Historical Summary of Gross Income and
Direct Operating Expenses
For the year ended December 31, 2003 and
the nine months ended September 30, 2004 (unaudited)

(1) BUSINESS

The Properties acquired from Eastern Retail Holdings, LP ("the Properties") consist of the following:

Edgar Filing: INLAND WESTERN RETAIL REAL ESTATE TRUST INC - Form POS AM

| NAME ---- | GROSS LEASABLE AREA ----- | LOCATION ----- | OCCUPANCY AT DECEMBER 31, 2003 ----- |
|--------------------|---------------------------------|----------------------|--|
| Irmo Station | 99,619 | Irmo, South Carolina | 98% |
| Evans Towne Centre | 75,695 | Evans, Georgia | 95% |

The Properties are leased to a total of 35 tenants, of which eight tenants account for approximately 74% of base rental revenue for the year ended December 31, 2003. Inland Western Retail Real Estate Trust, Inc. ("IWRRETI") is expected to close on the acquisition of the Property from an unaffiliated third party on December 23, 2004.

(2) BASIS OF PRESENTATION

The Combined Historical Summary of Gross Income and Direct Operating Expenses ("Combined Historical Summary") has been prepared for the purpose of complying with Rule 3-14 of the Securities and Exchange Commission Regulation S-X and for inclusion in the Pre-Effective Amendment No. 2 to the Registration Statement on Form S-11 of IWRRETI and is not intended to be a complete presentation of the Properties' revenues and expenses. The Combined Historical Summary has been prepared on the accrual basis of accounting and requires management of the Properties to make estimates and assumptions that affect the reported amounts of the revenues and expenses during the reporting period. Actual results may differ from those estimates. The Combined Historical Summary is presented on a combined basis since the properties were acquired from the same seller.

All adjustments necessary for a fair presentation have been made to the accompanying unaudited amounts for the nine months ended September 30, 2004.

(3) GROSS INCOME

The Properties lease retail space under various lease agreements with its tenants. All leases are accounted for as operating leases. The leases include provisions under which the Properties are reimbursed for common area, real estate, and insurance costs. Revenue related to these reimbursed costs is recognized in the period the applicable costs are incurred and billed to tenants pursuant to the lease agreements. Certain leases contain renewal options at various periods at various rental rates. Certain of the leases contain provision for contingent rentals. Recognition of contingent rental income is deferred until the target that triggers the contingent rental income is achieved. No contingent rent was earned during the year ended December 31, 2003.

Although certain leases may provide for tenant occupancy during periods for which no rent is due and/or increases exist in minimum lease payments over the term of the lease, rental income accrues for the full period of occupancy on a straight-line basis. Related adjustments decreased base rental income by \$24,923 for the year ended December 31, 2003.

F-323

THE PROPERTIES ACQUIRED FROM EASTERN RETAIL HOLDINGS, L.P.
Notes to Combined Historical Summary of Gross Income and

Edgar Filing: INLAND WESTERN RETAIL REAL ESTATE TRUST INC - Form POS AM

Direct Operating Expenses
For the year ended December 31, 2003 and
the nine months ended September 30, 2004 (unaudited)

Minimum rents to be received from tenants under operating leases, which terms range from one to 20 years, in effect at December 31, 2003, are as follows:

| Year | |
|------------|---------------|
| ----- | ----- |
| 2004 | \$ 1,547,749 |
| 2005 | 1,390,016 |
| 2006 | 1,195,315 |
| 2007 | 1,077,948 |
| 2008 | 991,186 |
| Thereafter | 8,514,187 |
| | ----- |
| | \$ 14,716,401 |
| | ===== |

(4) DIRECT OPERATING EXPENSES

Direct operating expenses include only those costs expected to be comparable to the proposed future operations of the Properties. Repairs and maintenance expenses are charged to operations as incurred. Costs such as depreciation, amortization, management fees, interest expense related to mortgage debt not assumed, and professional fees are excluded from the Combined Historical Summary.

F-324

APPENDIX A
PRIOR PERFORMANCE TABLES

The following prior performance tables contain information concerning real estate programs sponsored by affiliates of our business manager/advisor which have investment objectives similar to ours. This information has been summarized in narrative form under "Prior Performance of Our Affiliates" in the prospectus. The tables provide information on the performance of a number of programs. You can use the information to evaluate the experience of our business manager/advisor's affiliates as sponsors of the programs. The inclusion of these tables does not imply that we will make investments comparable to those reflected in the tables or that investors in our shares will experience returns comparable to those experienced in the programs referred to in these tables. If you purchase our shares, you will not acquire any ownership in any of the programs to which these tables relate. The tables consist of:

| | |
|-----------|---|
| Table I | Experience in Raising and Investing Funds |
| Table II | Compensation to IREIC and Affiliates |
| Table III | Operating Results of Prior Programs |
| Table IV | Results of Completed Programs |

Edgar Filing: INLAND WESTERN RETAIL REAL ESTATE TRUST INC - Form POS AM

| | |
|----------|--|
| Table V | Sales or Disposals of Properties |
| Table VI | Acquisition of Properties by Programs* |

Upon written request, any potential investor may obtain, without charge, the most recent annual report on Form 10-K filed with the SEC by any public program sponsored by any of the Inland's affiliated companies which has reported to the SEC within the last 24 months. For a reasonable fee, the affiliated companies will provide copies of any exhibits to such annual reports upon request.

Our investment objectives are to: (i) provide regular distributions to stockholders in amounts which may exceed our taxable income due to the non-cash nature of depreciation expense and, to such extent, will constitute a tax-deferred return of capital, but in no event less than 90% of our taxable income, pursuant to the REIT requirements; (ii) provide a hedge against inflation by entering into leases which contain clauses for scheduled rent escalations or participation in the growth of tenant sales, permitting us to increase distributions and provide capital appreciation; and (iii) preserve stockholders' capital.

The following programs have investment objectives similar to ours and are included in the tables. Inland Retail Real Estate Trust, Inc. or IRRETI and Inland Real Estate Corporation or IREC are two REITs formed primarily to invest in multi-tenant shopping centers, Inland's Monthly Income Fund, L.P. and Inland Monthly Income Fund II, L.P. are public real estate limited partnerships formed primarily to acquire, operate and sell existing residential and commercial real properties. Inland Mortgage Investors Fund, L.P., Inland Mortgage Investors Fund-II, L.P. and Inland Mortgage Investors Fund III, L.P. were public real estate limited partnerships formed primarily to make or acquire loans secured by mortgages on improved, income producing multifamily residential properties.

[PAST PERFORMANCE IS NOT NECESSARILY INDICATIVE OF FUTURE PERFORMANCE]

A-1

TABLE I

EXPERIENCE IN RAISING AND INVESTING FUNDS

(000's omitted)

Table I is intended to present information on a dollar and percentage basis showing the experience of Inland Real Estate Investment Corporation ("IREIC"), of which the business manager/advisor is a wholly owned subsidiary, in raising and investing funds in prior programs where the offering closed in the three years prior to December 31, 2003. The table is intended to focus on the dollar amount available for investment in properties expressed as a percentage of total dollars raised. Inland Retail Real Estate Trust, Inc. is the only program that closed in the three years ended December 31, 2003.

Inland Retail
Real Estate
Trust, Inc.

1 Program

Edgar Filing: INLAND WESTERN RETAIL REAL ESTATE TRUST INC - Form POS AM

| | | |
|--|--------------|----|
| | ----- | |
| Dollar amount offered (A) | \$ 2,500,000 | |
| Dollar amount raised (B) | 2,223,010 | 10 |
| Less offering expenses: | | |
| Syndication fees (C) | 194,194 | |
| Other fees (D) | 20,861 | |
| Organizational fees | - | |
| Reserves (E) | 22,230 | |
| | ----- | |
| Available for investment | \$ 1,985,725 | 8 |
| | ===== | |
| Acquisition costs: | | |
| Cash down payments | \$ 1,340,382 | |
| Repayment of indebtedness | 543,206 | |
| Investment in securities | 8,052 | |
| | ----- | |
| Total acquisition costs | \$ 1,891,640 | |
| | ===== | |
| Percent leverage | | |
| Date offerings commenced | | |
| Length of offering | | |
| Months to invest 90% of amount available for investment (measured from beginning of offering) | | |

[PAST PERFORMANCE IS NOT NECESSARILY INDICATIVE OF FUTURE PERFORMANCE]

A-2

TABLE I-(Continued)

EXPERIENCE IN RAISING AND INVESTING FUNDS (A)

NOTES TO TABLE I

- (A) This amount does not reflect shares offered for distribution to stockholders participating in Inland Retail Real Estate Trust Inc.'s distribution reinvestment program.
- (B) These figures are cumulative and are as of December 31, 2003. The dollar amount raised represents the cash proceeds collected by the program, including shares sold pursuant to our distribution reinvestment program and net of shares repurchased pursuant to our share repurchase program.
- (C) Syndication fees are paid by the program to an affiliate, Inland Securities Corporation, or unaffiliated third parties commissions for the sale of shares. All of these syndication fees were used to pay commissions and expenses of the offerings.
- (D) Other fees are paid by the program to unaffiliated parties and consist principally of printing, selling and registration costs related to the offering.
- (E) Generally, a working capital reserve is established to fund property upgrades and future cash flow deficits, if any, among other things.

Edgar Filing: INLAND WESTERN RETAIL REAL ESTATE TRUST INC - Form POS AM

(F) On February 11, 1999, the program commenced an initial public offering, on a best effort basis, of 50,000,000 shares of common stock at \$10.00 per share. On February 1, 2001, the program commenced an offering of an additional 50,000,000 shares at \$10.00 per share, on a best efforts basis. On June 7, 2002, the program commenced an offering of an additional 150,000,000 shares at \$10.00 per share, on a best efforts basis. As of December 31, 2003, substantially all proceeds available for investment from the offerings were invested in real properties.

[PAST PERFORMANCE IS NOT NECESSARILY INDICATIVE OF FUTURE PERFORMANCE]

A-3

TABLE II

COMPENSATION TO IREIC AND AFFILIATES (A)
(000's omitted)

Table II summarizes the amount and type of compensation paid to Inland Real Estate Investment Corporation and its affiliates during the three years ended December 31, 2003 in connection with the prior programs.

Some partnerships acquired their properties from affiliates of our business manager/advisor which had purchased such properties from unaffiliated third parties.

| | Inland Retail Real Estate Trust, Inc. | Inland Real Estate Corporation | In Mo I Fun |
|--|---|--------------------------------------|----------------------|
| Date offering commenced | 02/11/99 | 10/14/94 | 0 |
| Dollar amount raised | \$ 2,223,010 | 686,602 | |
| ===== | | | |
| Total amounts paid to general partner or affiliates from proceeds of offerings: | | | |
| Selling commissions and underwriting fees | 194,194 (C) | 49,869 (C) | |
| Other offering expenses (D) | 2,762 | 2,350 | |
| Acquisition cost and expense | 1,725 | 925 | |
| ===== | | | |
| Dollar amount of cash available from operations before deducting payments to general partner or affiliates (F) | 264,442 | 217,142 | |
| ===== | | | |
| Amounts paid to general partner or affiliates related to operations: (J) | | | |
| Property management fees (G) | 19,526 | 0 | |
| Advisor asset management fee | 20,824 | 0 | |
| Accounting services | 0 | 0 | |
| Data processing service | 0 | 0 | |
| Legal services | 0 | 0 | |
| Professional services | 162 | 0 | |
| Mortgage servicing fees | 495 | 0 | |
| Acquisition costs expensed | 309 | 0 | |

Edgar Filing: INLAND WESTERN RETAIL REAL ESTATE TRUST INC - Form POS AM

| | | |
|---|-------|--------|
| Other administrative services | 3,303 | 0 |
| Dollar amount of property sales and refinancings before payments to general partner and affiliates (H): | | |
| Cash | 0 | 22,978 |
| Notes | 0 | 0 |
| Dollar amounts paid or payable to general partner or affiliates from sales and refinancings (I): | | |
| Sales commissions | 0 | 0 |
| Participation in cash distributions | 0 | 0 |

[PAST PERFORMANCE IS NOT NECESSARILY INDICATIVE OF FUTURE PERFORMANCE]

A-4

TABLE II

COMPENSATION TO IREIC AND AFFILIATES (A)

NOTES TO TABLE II

- (A) The figures in this Table II relating to proceeds of the offerings are cumulative and are as of December 31, 2003 and the figures relating to cash available from operations are for the three years ending December 31, 2003. The dollar amount raised represents the cash proceeds collected by the partnerships or program. Amounts paid or payable to IREIC or affiliates from proceeds of the offerings represent payments made or to be made to IREIC and affiliates from investor capital contributions.
- (B) The selling commissions paid to an affiliate is net of amounts which were in turn paid to third party soliciting dealers.
- (C) The selling commissions paid to an affiliate includes amounts which were in turn paid to third party soliciting dealers.
- (D) Consists of legal, accounting, printing and other offering expenses, including amounts to be paid to Inland Securities Corporation to be used as incentive compensation to its regional marketing representatives and amounts for reimbursement of the general partner for marketing, salaries and direct expenses of its employees while directly engaged in registering and marketing the Units and other marketing and organization expenses.
- (E) Represents acquisition fees paid to IREIC and its affiliates in connection with the acquisition of properties.
- (F) See Note (B) to Table III.
- (G) An affiliate provides property management services for all properties acquired by the partnerships or program. Management fees have not exceeded 4.5% of the gross receipts from the properties managed.
- (H) See Table V and Notes thereto regarding sales and disposals of properties.
- (I) Real estate sales commissions and participations in cash distributions are paid or payable to IREIC and/or its affiliates in connection with the sales of properties in the public partnership programs. Payments of all amounts shown are subordinated to the receipt by the limited partners of their original capital investment. See Table V and Notes thereto.

(J) On July 1, 2000, IREC completed the acquisition of Inland Real Estate Advisory Services, Inc., the former advisor, and Inland Commercial Property Management, Inc., the former property manager (the "Merger"). Each of these entities was merged into subsidiaries that are wholly owned by IREC. As a result of the merger, IREC is now "self-administered." IREC no longer pays advisory or property management fees or other expenses to affiliates but instead has hired an internal staff to perform these tasks.

[PAST PERFORMANCE IS NOT NECESSARILY INDICATIVE OF FUTURE PERFORMANCE]

A-5

TABLE III

OPERATING RESULTS OF PRIOR PROGRAMS

Table III presents operating results for programs, the offerings of which closed during each of the five years ended December 31, 2003. The operating results consist of:

- The components of taxable income (loss);
- Taxable income or loss from operations and property sales;
- Cash available and source, before and after cash distributions to investors; and
- Tax and distribution data per \$1,000 invested.

Based on the following termination dates of the offerings, only IRRETI is included in Table III.

- Inland's Monthly Income Fund, L.P. - offering terminated in 1988
- Inland Monthly Income Fund II, L.P. - offering terminated in 1990
- Inland Mortgage Investors Fund, L.P. - offering terminated in 1987
- Inland Mortgage Investors Fund - II, L.P. - offering terminated in 1988
- Inland Mortgage Investors Fund III, L.P. - offering terminated in 1991
- Inland Real Estate Corporation - offering terminated in 1998

[PAST PERFORMANCE IS NOT NECESSARILY INDICATIVE OF FUTURE PERFORMANCE]

A-6

TABLE III

OPERATING RESULTS OF PRIOR PROGRAMS

(000'S OMITTED, EXCEPT FOR AMOUNTS PRESENTED PER \$1,000 INVESTED)

INLAND RETAIL REAL ESTATE TRUST INC.

| | 2003 | 2002 | 2001 | 2000 |
|------------------------------|------------|---------|--------|--------|
| Gross revenues | \$ 317,828 | 116,011 | 37,755 | 20,000 |
| Profit on sale of properties | 0 | 0 | 0 | 0 |

Edgar Filing: INLAND WESTERN RETAIL REAL ESTATE TRUST INC - Form POS AM

| | | | |
|---|------------|--------|--------|
| Less: | | | |
| Operating expenses | 78,568 | 27,614 | 10,178 |
| Interest expense | 62,349 | 23,508 | 9,712 |
| Program expenses | 22,069 | 7,998 | 1,219 |
| Depreciation & amortization | 85,006 | 29,395 | 8,653 |
| | ----- | | |
| Net income (loss)-GAAP basis | \$ 69,836 | 27,496 | 7,993 |
| | ===== | | |
| Taxable income (loss) (A): | 0 | 0 | 0 |
| | ===== | | |
| Cash available (deficiency) from operations (B) | 147,403 | 55,250 | 17,170 |
| Cash available from sales (C) | 828 | 0 | 0 |
| | ----- | | |
| Total cash available before distributions and special items | 148,231 | 55,250 | 17,170 |
| Less distributions to investors: | | | |
| From operations | 152,888 | 52,156 | 15,963 |
| From sales and refinancings | 0 | 0 | 0 |
| | ----- | | |
| Cash available after distributions before special items | (4,657) | 3,094 | 1,207 |
| Special items: | 0 | 0 | 0 |
| | ----- | | |
| Cash available after distributions and special items | \$ (4,657) | 3,094 | 1,207 |
| | ===== | | |
| Tax data per \$1,000 invested (A): | 0 | 0 | 0 |
| Distribution data per \$1,000 invested: | | | |
| Cash distributions to investors: | | | |
| Source (on GAAP basis): | | | |
| Investment income | .83 | .83 | .81 |
| Source (on cash basis): | | | |
| Sales | 0 | 0 | 0 |
| Operations (D) | .83 | .83 | .81 |
| Percent of properties remaining unsold | 100% | | |
| | ===== | | |

[PAST PERFORMANCE IS NOT NECESSARILY INDICATIVE OF FUTURE PERFORMANCE]

A-7

TABLE III--(CONTINUED)

OPERATING RESULTS OF PRIOR PROGRAMS

NOTES TO TABLE III

(A) IRRETI qualified as real estate investment trusts ("REITs") under the Internal Revenue Code for federal income tax purposes. Since it qualified

Edgar Filing: INLAND WESTERN RETAIL REAL ESTATE TRUST INC - Form POS AM

for taxation as a REIT, it generally will not be subject to federal income tax to the extent it distributes its REIT taxable income to its stockholders. If IRRETI fails to qualify as a REIT in any taxable year, it will be subject to federal income tax on its taxable income at regular corporate tax rates. However, even if the program qualifies for taxation as a REIT, it may be subject to certain state and local taxes on its income and property and federal income and excise taxes on its undistributed income.

- (B) "Cash Available (Deficiency) from Operations," represents all cash revenues and funds received by the programs, including but not limited to operating income less operating expenses, and interest income. These amounts do not include payments made by the programs from offering proceeds nor do they include proceeds from sales or refinancings. These amounts also exclude advances from or repayments to IREIC and affiliates which are disclosed elsewhere in the table and include principal payments on long-term debt. For example:

Inland Retail Real Estate Trust Inc.

(000's omitted)

| | 2003 | 2002 | 2001 |
|---|------------|--------|--------|
| Net cash provided by operating activities per the Form 10-K annual report | \$ 149,081 | 55,594 | 17,427 |
| Principal payments on long-term debt | (1,678) | (344) | (257) |
| | \$ 147,403 | 55,250 | 17,170 |

- (C) See Table V and Notes thereto regarding sales and disposals of properties.

- (D) Distributions by a REIT to the extent of its current and accumulated earnings and profits for federal income tax purposes are taxable to stockholders as ordinary income. Distributions in excess of these earnings and profits generally are treated as a non-taxable reduction of the stockholder's basis in the shares to the extent thereof, and thereafter as taxable gain (a return of capital). These distributions in excess of earnings and profits will have the effect of deferring taxation of the amount of the distribution until the sale of the stockholder's shares.

Inland Retail Real Estate Trust, Inc.

| | 2003 | 2002 | 2001 |
|---------------------------------|--------|--------|--------|
| % of Distribution representing: | | | |
| Ordinary income | 60.85 | 62.65 | 60.49 |
| Return of Capital | 39.15 | 37.35 | 39.51 |
| | 100.00 | 100.00 | 100.00 |

Edgar Filing: INLAND WESTERN RETAIL REAL ESTATE TRUST INC - Form POS AM

[PAST PERFORMANCE IS NOT NECESSARILY INDICATIVE OF FUTURE PERFORMANCE]

A-8

TABLE IV

RESULTS OF COMPLETED PROGRAMS

(000'S OMITTED, EXCEPT FOR AMOUNTS PRESENTED PER \$1,000 INVESTED)

Table IV is a summary of operating and disposition results of prior programs sponsored by affiliates of our business manager/advisor, which during the five years ended prior to December 31, 2003 have sold their properties and either hold notes with respect to such sales or have liquidated. One program with investment objectives similar to ours disposed of all of its properties during the five years ended prior to December 31, 2003.

| Program Name | Inland Mortgage Investors Fund, L.P. |
|---|---|
| ----- | |
| Dollar amount raised | 10,065 |
| Number of properties/loans purchased | 15 |
| Date of closing of offering | 02/87 |
| Date of first sale of property | 12/88 |
| Date of final sale of property | 03/99 |
| Tax and distribution data per \$1,000 invested (A): | |
| Federal income tax results: | |
| Ordinary income (loss): | |
| Operations | 547 |
| Recapture | 0 |
| Capital Gain | 30 |
| Deferred Gain: | |
| Capital | 0 |
| Ordinary | 0 |
| Cash distributions to investors (cash basis): | |
| Source (on GAAP basis) | |
| Investment income | 624 |
| Return of capital | 745 |
| Source (on cash basis) | |
| Sales | 745 |
| Operations | 624 |

(A) Data per \$1,000 invested is presented as of December 31, 2003. See Table V and Notes thereto regarding sales and disposals of properties.

[PAST PERFORMANCE IS NOT NECESSARILY INDICATIVE OF FUTURE PERFORMANCE]

A-9

TABLE V

SALES OR DISPOSALS OF PROPERTIES

Table V presents information on the results of the sale or disposals of properties in programs with investment objectives similar to ours during the three years ended December 31, 2003. Since January 1, 2001, programs sponsored by affiliates of our business manager/advisor had seven sales transactions. The table provides certain information to evaluate property performance over the holding period such as:

- Sales proceeds received by the partnerships in the form of cash down payments at the time of sale after expenses of sale and secured notes received at sale;
- Cash invested in properties;
- Cash flow (deficiency) generated by the property;
- Taxable gain (ordinary and total); and
- Terms of notes received at sale.

[PAST PERFORMANCE IS NOT NECESSARILY INDICATIVE OF FUTURE PERFORMANCE]

A-10

TABLE V (CONTINUED)

SALES OR DISPOSALS OF PROPERTIES (A)
(000'S OMITTED)

| | Date Acquired | Date of Sale | Cash Received, net of Closing Costs (B) | Selling Commissions Paid or Payable to Inland | Mortgage at Time of Sale | Secured Notes Received at Sale |
|-----------------------------|-----------------------------------|---|---|---|--------------------------------|---|
| IREC - Lincoln Park Place | 01/24/97 | 04/17/01 | 1,314 | 0 | 1,050 | 0 |
| IREC - Antioch Plaza | 12/95 | 03/28/02 | 943 | 0 | 875 | 0 |
| IREC - Shorecrest Plaza | 07/97 | 06/12/02 | 3,107 | 0 | 2,978 | 0 |
| IREC - Popeye's | 06/97 | 04/08/03 | 343 | 0 | 0 | 0 |
| IREC - Summit of Park Ridge | 12/96 | 12/24/03 | 3,578 | 0 | 1,600 | 0 |
| IREC - Eagle Country Market | 11/97 | 12/24/03 | 5,182 | 0 | 1,450 | 0 |
| IREC - Eagle Ridge Center | 04/99 | 12/30/03 | 3,185 | 0 | 3,000 | 0 |
| | Original Mortgage Financing | Partnership Capital Invested (C) | Total | | | |
| IREC - Lincoln Park Place | 0 | 1,897 | 1,897 | | | |
| IREC - Antioch Plaza | 875 | 753 | 1,628 | | | |
| IREC - Shorecrest Plaza | 2,978 | 2,947 | 5,925 | | | |
| IREC - Popeye's | 0 | 346 | 346 | | | |
| IREC - Summit of Park Ridge | 0 | 5,181 | 5,181 | | | |
| IREC - Eagle Country Market | 0 | 6,635 | 6,635 | | | |

Edgar Filing: INLAND WESTERN RETAIL REAL ESTATE TRUST INC - Form POS AM

IREC - Eagle Ridge Center 0 6,187 6,187

| | Excess (deficiency) of property operating cash receipts over cash expenditures (D) | Amount of subsidies included in operating cash receipts | Total Taxable Gain (loss) from Sale |
|-----------------------------|--|---|---|
| IREC - Lincoln Park Place | 218 | 0 | 467 |
| IREC - Antioch Plaza | 130 | 0 | 0 (|
| IREC - Shorecrest Plaza | 1,556 | 0 | 0 (|
| IREC - Popeye's | 241 | 0 | 3 |
| IREC - Summit of Park Ridge | 1,399 | 0 | 0 (|
| IREC - Eagle Country Market | 1,290 | 0 | 0 (|
| IREC - Eagle Ridge Center | 1,441 | 0 | 0 (|

[PAST PERFORMANCE IS NOT NECESSARILY INDICATIVE OF FUTURE PERFORMANCE]

A-11

TABLE V - (CONTINUED)

SALES OR DISPOSALS OF PROPERTIES

NOTES TO TABLE V

- (A) The table includes all sales of properties by the programs with investment objectives similar to ours during the three years ended December 31, 2003. All sales have been made to parties unaffiliated with the partnerships.
- (B) Consists of cash payments received from the buyers and the assumption of certain liabilities by the buyers at the date of sale, less expenses of sale.
- (C) Amounts represent the dollar amount raised from the offerings, less sales commissions and other offering expenses plus additional costs incurred on the development of the land parcels.
- (D) Represents "Cash Available (Deficiency) from Operations (including subsidies)" as adjusted for applicable "Fixed Asset Additions" through the year of sale.
- (E) For tax purposes, this sale qualified as part of a tax-deferred exchange. As a result, no taxable gain will be recognized until the replacement property is disposed of in a subsequent taxable transaction.

[PAST PERFORMANCE IS NOT NECESSARILY INDICATIVE OF FUTURE PERFORMANCE]

A-12

TABLE VI

ACQUISITION OF PROPERTIES BY PROGRAMS (A)

(000's omitted, except for Square Feet or Acres)

Edgar Filing: INLAND WESTERN RETAIL REAL ESTATE TRUST INC - Form POS AM

Table VI presents information concerning the acquisition of real properties by programs with similar investment objectives, sponsored by Inland Real Estate Investment Corporation ("IREIC"), in the three years ended December 31, 2003. The detail provided with respect to each acquisition includes the property size, location, purchase price and the amount of mortgage financing. This information is intended to assist the prospective investor in evaluating the property mix as well as the terms involved in acquisitions by programs sponsored by IREIC.

[PAST PERFORMANCE IS NOT NECESSARILY INDICATIVE OF FUTURE PERFORMANCE]

A-13

TABLE VI- (CONTINUED)

ACQUISITIONS OF PROPERTIES BY PROGRAMS (A)
(000'S OMITTED, EXCEPT FOR NUMBER OF SQUARE FEET)

| PROPERTY | NUMBER OF SQUARE FEET | DATE OF PURCHASE | PURCHASE PRICE PLUS ACQUISITION FEE |
|--|--------------------------|---------------------|---|
| INLAND REAL ESTATE CORPORATION: | | | |
| PETsMART, Gurnee, IL | 25,692 | 04/01 | 3,304 |
| Eckerd Drug Store, Chattanooga, TN | 10,908 | 05/02 | 2,367 |
| Michael's, Coon Rapids, MN | 24,317 | 07/02 | 2,808 |
| Deer Trace, Kohler, WI | 149,881 | 07/02 | 13,281 |
| Disney, Celebration, FL | 166,131 | 07/02 | 27,281 |
| Townes Crossing, Oswego, IL | 105,989 | 08/02 | 12,043 |
| Park Square, Brooklyn Park, MN | 137,116 | 08/02 | 9,873 |
| Forest Lake Marketplace, Forest Lake, MN | 93,853 | 09/02 | 11,856 |
| Naper West Ph II, Naperville, IL | 50,000 | 10/02 | 3,116 |
| Walgreens, Jennings, MO | 15,120 | 10/02 | 2,706 |
| Four Flaggs Annex, Niles, IL | 21,790 | 11/02 | 3,289 |
| Four Flaggs, Niles, IL | 306,479 | 11/02 | 21,298 |
| Brunswick Market Center, Brunswick, OH | 119,540 | 12/02 | 13,458 |
| Medina Marketplace, Medina, OH | 72,781 | 12/02 | 9,511 |
| Shakopee Valley, Shakopee, MN | 146,436 | 12/02 | 14,700 |
| Shops at Orchard Place, Skokie, IL | 164,542 | 12/02 | 42,752 |
| Cub Foods, Hutchinson, MN | 60,208 | 01/03 | 5,388 |
| Mankato Heights, Mankato, MN | 129,410 | 04/03 | 15,102 |
| Caton Crossing, Plainfield, IL | 83,792 | 06/03 | 11,165 |
| Village Ten, Coon Rapids, MN | 211,568 | 08/03 | 15,104 |
| Rochester Marketplace, Rochester, MN | 69,914 | 09/03 | 9,371 |
| University Crossing, Mishawaka, IN | 136,422 | 10/03 | 14,913 |
| Total for Inland Real Estate Corporation | 2,301,889 | | \$ 264,686 |

| | OTHER CASH EXPENDITURES CAPITALIZED (A) | TOTAL ACQUISITION COST (B) |
|------------------------------------|---|-------------------------------|
| INLAND REAL ESTATE CORPORATION: | | |
| PETsMART, Gurnee, IL | 0 | 3,304 |
| Eckerd Drug Store, Chattanooga, TN | 2 | 2,369 |

Edgar Filing: INLAND WESTERN RETAIL REAL ESTATE TRUST INC - Form POS AM

| | | |
|--|----------|------------|
| Michael's, Coon Rapids, MN | 0 | 2,808 |
| Deer Trace, Kohler, WI | 0 | 13,281 |
| Disney, Celebration, FL | 0 | 27,281 |
| Townes Crossing, Oswego, IL | 319 | 12,362 |
| Park Square, Brooklyn Park, MN | 160 | 10,033 |
| Forest Lake Marketplace, Forest Lake, MN | (41) | 11,815 |
| Naper West Ph II, Naperville, IL | 1,298 | 4,414 |
| Walgreens, Jennings, MO | 6 | 2,712 |
| Four Flaggs Annex, Niles, IL | 6 | 3,295 |
| Four Flaggs, Niles, IL | 2,645 | 23,943 |
| Brunswick Market Center, Brunswick, OH | 247 | 13,705 |
| Medina Marketplace, Medina, OH | 4 | 9,515 |
| Shakopee Valley, Shakopee, MN | 12 | 14,712 |
| Shops at Orchard Place, Skokie, IL | (129) | 42,623 |
| Cub Foods, Hutchinson, MN | 7 | 5,395 |
| Mankato Heights, Mankato, MN | (12) | 15,090 |
| Caton Crossing, Plainfield, IL | 7 | 11,172 |
| Village Ten, Coon Rapids, MN | 0 | 15,104 |
| Rochester Marketplace, Rochester, MN | (7) | 9,364 |
| University Crossing, Mishawaka, IN | 20 | 14,933 |
| Total for Inland Real Estate Corporation | \$ 4,544 | \$ 269,230 |
| | ===== | ===== |

[PAST PERFORMANCE IS NOT NECESSARILY INDICATIVE OF FUTURE PERFORMANCE]

A-14

| PROPERTY | NUMBER OF SQUARE FEET | DATE OF PURCHASE | PURCHASE PRICE PLUS ACQUISITION FEE |
|--|--------------------------|---------------------|---|
| ----- | | | |
| INLAND RETAIL REAL ESTATE TRUST, INC.: | | | |
| Columbia Promenade, Kissimmee, FL | 65,870 | 01/01 | 7,440 |
| K-Mart, Macon, GA | 102,098 | 02/01 | 9,031 |
| Lowe's Home Improvement Center, Warner Robbins, GA | 131,575 | 02/01 | 9,431 |
| West Oaks, Ocoee, FL | 66,539 | 03/01 | 11,221 |
| PETSMART - Chattanooga, Chattanooga, TN | 26,040 | 04/01 | 3,103 |
| PETSMART - Daytona Beach, Daytona Beach, FL | 26,194 | 04/01 | 3,238 |
| PETSMART - Fredricksburg, Fredricksburg, VA | 26,067 | 04/01 | 3,410 |
| Sand Lake Corners, Orlando, FL | 189,741 | 05/01 | 22,256 |
| Jo-Ann Fabrics, Alpharetta, GA | 44,418 | 06/01 | 4,911 |
| Woodstock Square, Atlanta, GA | 218,819 | 06/01 | 27,596 |
| Chickasaw Trails Shopping Center, Orlando, FL | 75,492 | 08/01 | 8,631 |
| Just for Feet - Daytona, Daytona Beach, FL | 22,255 | 08/01 | 3,901 |
| Skyview Plaza, Orlando, FL | 281,247 | 09/01 | 21,332 |
| Aberdeen Square, Boynton Beach, FL | 70,555 | 10/01 | 6,717 |
| Anderson Central, Anderson, SC | 223,211 | 11/01 | 15,863 |
| Brandon Blvd. Shoppes, Brandon, FL | 85,377 | 11/01 | 9,482 |
| Creekwood Crossing, Bradenton, FL | 227,052 | 11/01 | 23,616 |
| Eckerd Drug Store - Greenville, Greenville, SC | 10,908 | 11/01 | 2,828 |
| Abernathy Square, Atlanta, GA | 131,649 | 12/01 | 24,131 |
| Citrus Hills, Citrus Hills, FL | 68,927 | 12/01 | 6,027 |
| Douglasville Pavilion, Douglasville, GA | 267,764 | 12/01 | 27,377 |
| Eckerd Drug Store - Spartanburg, Spartanburg, SC | 10,908 | 12/01 | 2,807 |
| Fayetteville Pavilion, Fayetteville, NC | 272,385 | 12/01 | 26,898 |

Edgar Filing: INLAND WESTERN RETAIL REAL ESTATE TRUST INC - Form POS AM

| | | | |
|---------------------------------|---------|-------|--------|
| Southlake Pavilion, Morrow, GA | 525,162 | 12/01 | 56,377 |
| Steeplechase Plaza, Ocala, FL | 87,380 | 12/01 | 8,647 |
| Venture Pointev, Duluth, GA | 334,620 | 12/01 | 26,533 |
| Sarasota Pavilion, Sarasota, FL | 324,140 | 01/02 | 42,100 |

| | OTHER CASH EXPENDITURES CAPITALIZED (A) | TOTAL ACQUISITION COST (B) |
|--|---|-------------------------------|
|--|---|-------------------------------|

INLAND RETAIL REAL ESTATE TRUST, INC.:

| | | |
|--|-------|--------|
| Columbia Promenade, Kissimmee, FL | (6) | 7,434 |
| K-Mart, Macon, GA | - | 9,031 |
| Lowe's Home Improvement Center, Warner Robbins, GA | - | 9,431 |
| West Oaks, Ocoee, FL | 27 | 11,248 |
| PETsmART - Chattanooga, Chattanooga, TN | - | 3,103 |
| PETsmART - Daytona Beach, Daytona Beach, FL | - | 3,238 |
| PETsmART - Fredricksburg, Fredricksburg, VA | - | 3,410 |
| Sand Lake Corners, Orlando, FL | (90) | 22,166 |
| Jo-Ann Fabrics, Alpharetta, GA | - | 4,911 |
| Woodstock Square, Atlanta, GA | (56) | 27,540 |
| Chickasaw Trails Shopping Center, Orlando, FL | 14 | 8,645 |
| Just for Feet - Daytona, Daytona Beach, FL | 4 | 3,905 |
| Skyview Plaza, Orlando, FL | 624 | 21,956 |
| Aberdeen Square, Boynton Beach, FL | (30) | 6,687 |
| Anderson Central, Anderson, SC | (111) | 15,752 |
| Brandon Blvd. Shoppes, Brandon, FL | 5 | 9,487 |
| Creekwood Crossing, Bradenton, FL | 96 | 23,712 |
| Eckerd Drug Store - Greenville, Greenville, SC | (17) | 2,811 |
| Abernathy Square, Atlanta, GA | 280 | 24,411 |
| Citrus Hills, Citrus Hills, FL | 191 | 6,218 |
| Douglasville Pavilion, Douglasville, GA | (156) | 27,221 |
| Eckerd Drug Store - Spartanburg, Spartanburg, SC | 11 | 2,818 |
| Fayetteville Pavilion, Fayetteville, NC | 1,285 | 28,183 |
| Southlake Pavilion, Morrow, GA | 7,413 | 63,790 |
| Steeplechase Plaza, Ocala, FL | 457 | 9,104 |
| Venture Pointev, Duluth, GA | (149) | 26,384 |
| Sarasota Pavilion, Sarasota, FL | 182 | 42,282 |

[PAST PERFORMANCE IS NOT NECESSARILY INDICATIVE OF FUTURE PERFORMANCE]

A-15

| PROPERTY | NUMBER OF SQUARE FEET | DATE OF PURCHASE | PURCHASE PRICE PLUS ACQUISITION FEE |
|----------|--------------------------|---------------------|---|
|----------|--------------------------|---------------------|---|

Edgar Filing: INLAND WESTERN RETAIL REAL ESTATE TRUST INC - Form POS AM

| | | | |
|--|---------|-------------|-------|
| Eisenhower Crossing I & II, Macon, GA | 403,013 | 11/01,03/02 | 43,29 |
| Acworth Avenue Retail Shopping Center, Acworth, GA | 16,130 | 12/00,3/02 | 2,83 |
| Crystal Springs Shopping Center, Crystal Springs, FL | 67,021 | 04/02 | 7,47 |
| Eckerd Drug Store - Concord, Concord, NC | 10,908 | 04/02 | 2,03 |
| Eckerd Drug Store - Tega Cay, Tega Cay, SC | 13,824 | 04/02 | 2,54 |
| Melbourne Shopping Center, Melbourne, FL | 209,217 | 04/02 | 9,84 |
| Riverstone Plaza, Canton, GA | 302,024 | 04/02 | 31,94 |
| Target Center, Columbia, SC | 79,253 | 04/02 | 7,67 |
| Hampton Point, Taylors, SC | 58,316 | 05/02 | 4,52 |
| Northpoint Marketplace, Spartanburg, SC | 101,982 | 05/02 | 8,26 |
| Oleander Shopping Center, Wilmington, NC | 51,888 | 05/02 | 5,22 |
| Sharon Greens, Cumming, GA | 98,317 | 05/02 | 13,06 |
| Bass Pro Outdoor World, Dania Beach, FL | 165,000 | 06/02 | 18,22 |
| Chesterfield Crossings, Richmond, VA, | 68,898 | 06/02 | 10,98 |
| Circuit City-Rome, Rome, GA | 33,056 | 06/02 | 4,47 |
| Circuit City-Vero Beach, Vero Beach, FL | 33,243 | 06/02 | 5,64 |
| Hillsboro Square, Deerfield Beach, FL | 145,647 | 06/02 | 18,98 |
| Stonebridge Square, Roswell, GA | 160,104 | 06/02 | 19,52 |
| Ward's Crossing, Lynchburg, VA | 80,918 | 06/02 | 11,10 |
| Circuit City Plaza, Orlando, FL | 78,625 | 07/02 | 11,51 |
| Eckerd Drug Store - Woodruff, Woodruff, SC | 13,824 | 07/02 | 2,47 |
| McFarland Plaza, Tuscaloosa, AL | 221,807 | 07/02 | 15,25 |

| PROPERTY | OTHER CASH EXPENDITURES CAPITALIZED (A) | TOTAL ACQUISITION COST (B) |
|--|---|-------------------------------|
| Turkey Creek Phase I, Knoxville, TN | 10,181 | 31,943 |
| Universal Plaza, Lauderhill, FL | 2 | 9,874 |
| Hairston Crossing, Decatur, GA | 34 | 6,664 |
| Just for Feet - Augusta, Augusta, GA | 3 | 3,057 |
| Just For Feet - Covington, Covington, LA | - | 3,447 |
| Logger Head Junction, Sarasota, FL | - | 665 |
| Shoppes of Golden Acres, Newport Richey, FL | 101 | 10,932 |
| Newnan Pavilion, Newnan, GA | 2,623 | 35,737 |
| Eisenhower Crossing I & II, Macon, GA | (286) | 43,006 |
| Acworth Avenue Retail Shopping Center, Acworth, GA | 16 | 2,850 |
| Crystal Springs Shopping Center, Crystal Springs, FL | (2) | 7,476 |
| Eckerd Drug Store - Concord, Concord, NC | 156 | 2,195 |
| Eckerd Drug Store - Tega Cay, Tega Cay, SC | 544 | 3,088 |
| Melbourne Shopping Center, Melbourne, FL | 935 | 10,777 |
| Riverstone Plaza, Canton, GA | 243 | 32,186 |
| Target Center, Columbia, SC | 20 | 7,693 |
| Hampton Point, Taylors, SC | 55 | 4,581 |
| Northpoint Marketplace, Spartanburg, SC | (128) | 8,141 |
| Oleander Shopping Center, Wilmington, NC | 12 | 5,233 |
| Sharon Greens, Cumming, GA | 79 | 13,141 |
| Bass Pro Outdoor World, Dania Beach, FL | 16 | 18,236 |
| Chesterfield Crossings, Richmond, VA, | 723 | 11,705 |
| Circuit City-Rome, Rome, GA | 6 | 4,482 |
| Circuit City-Vero Beach, Vero Beach, FL | 9 | 5,657 |
| Hillsboro Square, Deerfield Beach, FL | 2,565 | 21,550 |
| Stonebridge Square, Roswell, GA | 1,653 | 21,182 |
| Ward's Crossing, Lynchburg, VA | (76) | 11,024 |
| Circuit City Plaza, Orlando, FL | - | 11,518 |
| Eckerd Drug Store - Woodruff, Woodruff, SC | 374 | 2,849 |
| McFarland Plaza, Tuscaloosa, AL | 21 | 15,280 |

Edgar Filing: INLAND WESTERN RETAIL REAL ESTATE TRUST INC - Form POS AM

[PAST PERFORMANCE IS NOT NECESSARILY INDICATIVE OF FUTURE PERFORMANCE]

A-16

| PROPERTY | NUMBER OF SQUARE FEET | DATE OF PURCHASE | PURCHASE PRICE PLUS ACQUISITION FEE |
|---|--------------------------|---------------------|---|
| Sycamore Commons, Matthews, NC | 256,523 | 07/02 | 38,184 |
| Walk at Highwoods I, Tampa, FL | 133,940 | 07/02 | 23,999 |
| Eckerd Drug Store - Blackstock, Spartanburg, SC | 10,908 | 08/02 | 2,723 |
| Forestdale Plaza, Jamestown, NC | 53,239 | 08/02 | 6,670 |
| Sexton Commons, Fuquay Varina, NC | 49,097 | 08/02 | 8,023 |
| Shoppes at Lake Mary, Lake Mary, FL | 69,843 | 08/02 | 11,140 |
| Wakefield Crossing, Raleigh, NC | 75,929 | 08/02 | 10,794 |
| Circuit City-Cary, Cary, NC | 27,891 | 09/02 | 5,650 |
| Cox Creek, Florence, AL | 173,934 | 09/02 | 19,231 |
| Forest Hills Centre, Wilson, NC | 73,280 | 09/02 | 6,675 |
| Golden Gate, Greensboro, NC | 153,114 | 10/02 | 10,545 |
| Goldenrod Groves, Orlando, FL | 108,944 | 10/02 | 9,177 |
| City Crossing, Warner Robins, GA | 187,099 | 11/02 | 14,644 |
| Clayton Corners, Clayton, NC | 125,656 | 11/02 | 14,994 |
| CompUSA Retail Center, Newport News, VA | 47,134 | 11/02 | 7,324 |
| Duvall Village, Bowie, MD | 82,522 | 11/02 | 13,046 |
| Gateway Plaza - Jacksonville, Jacksonville, NC | 101,682 | 11/02 | 11,865 |
| Harundale Plaza, Glen Burnie, MD | 274,160 | 11/02 | 24,752 |
| Jones Bridge Plaza, Norcross, GA | 83,363 | 11/02 | 7,525 |
| Lakewood Ranch, Bradenton, FL | 69,472 | 11/02 | 9,494 |
| North Aiken Bi-Lo Center, Aiken, SC | 59,204 | 11/02 | 5,816 |
| Plant City Crossing, Plant City, FL | 85,252 | 11/02 | 10,879 |
| Presidential Commons, Snellville, GA | 372,149 | 11/02 | 45,032 |
| Rainbow Foods - Garland, Garland, TX | 70,576 | 11/02 | 5,098 |
| Rainbow Foods - Rowlett, Rowlett, TX | 63,117 | 11/02 | 4,604 |
| River Ridge, Birmingham, AL | 158,755 | 11/02 | 26,492 |
| Rosedale Shopping Center, Huntersville, NC | 94,248 | 11/02 | 19,544 |
| Shoppes on the Circle, Dothan, AL | 149,085 | 11/02 | 15,013 |
| Southlake Shopping Center, Cornelius, NC | 131,247 | 11/02 | 13,633 |
| Village Square at Golf, Boynton Beach, FL | 134,894 | 11/02 | 18,537 |

| PROPERTY | OTHER CASH EXPENDITURES CAPITALIZED (A) | TOTAL ACQUISITION COST (B) |
|---|---|-------------------------------|
| Sycamore Commons, Matthews, NC | 3,077 | 41,261 |
| Walk at Highwoods I, Tampa, FL | 72 | 24,071 |
| Eckerd Drug Store - Blackstock, Spartanburg, SC | - | 2,723 |
| Forestdale Plaza, Jamestown, NC | (114) | 6,556 |
| Sexton Commons, Fuquay Varina, NC | (129) | 7,894 |
| Shoppes at Lake Mary, Lake Mary, FL | 59 | 11,199 |
| Wakefield Crossing, Raleigh, NC | (182) | 10,612 |
| Circuit City-Cary, Cary, NC | 4 | 5,654 |
| Cox Creek, Florence, AL | 31 | 19,262 |
| Forest Hills Centre, Wilson, NC | 11 | 6,686 |
| Golden Gate, Greensboro, NC | 23 | 10,568 |
| Goldenrod Groves, Orlando, FL | 741 | 9,918 |

Edgar Filing: INLAND WESTERN RETAIL REAL ESTATE TRUST INC - Form POS AM

| | | |
|--|-------|--------|
| City Crossing, Warner Robins, GA | 3,204 | 17,848 |
| Clayton Corners, Clayton, NC | (5) | 14,989 |
| CompUSA Retail Center, Newport News, VA | 5 | 7,329 |
| Duvall Village, Bowie, MD | 369 | 13,415 |
| Gateway Plaza - Jacksonville, Jacksonville, NC | (24) | 11,841 |
| Harundale Plaza, Glen Burnie, MD | (40) | 24,712 |
| Jones Bridge Plaza, Norcross, GA | 401 | 7,926 |
| Lakewood Ranch, Bradenton, FL | 39 | 9,533 |
| North Aiken Bi-Lo Center, Aiken, SC | 13 | 5,829 |
| Plant City Crossing, Plant City, FL | (16) | 10,863 |
| Presidential Commons, Snellville, GA | 6 | 45,038 |
| Rainbow Foods - Garland, Garland, TX | 5 | 5,103 |
| Rainbow Foods - Rowlett, Rowlett, TX | 2 | 4,606 |
| River Ridge, Birmingham, AL | 79 | 26,571 |
| Rosedale Shopping Center, Huntersville, NC | (122) | 19,422 |
| Shoppes on the Circle, Dothan, AL | 19 | 15,032 |
| Southlake Shopping Center, Cornelius, NC | (15) | 13,618 |
| Village Square at Golf, Boynton Beach, FL | (263) | 18,274 |

[PAST PERFORMANCE IS NOT NECESSARILY INDICATIVE OF FUTURE PERFORMANCE]

A-17

| PROPERTY | NUMBER OF SQUARE FEET | DATE OF PURCHASE | PURCHASE PRICE PLUS ACQUISITION FEE |
|---|--------------------------|---------------------|---|
| Chatham Crossing, Siler City, NC | 32,000 | 12/02 | 3,964 |
| Columbiana Station, Columbia, SC | 270,649 | 12/02 | 46,615 |
| Gateway Plaza - Conway, Conway, SC | 62,428 | 12/02 | 6,295 |
| Lakeview Plaza, Kissimmee, FL | 54,788 | 12/02 | 6,187 |
| Meadowmont Village Center, Chapel Hill, NC | 133,471 | 12/02 | 26,808 |
| Shoppes at Citiside, Charlotte, NC | 75,478 | 12/02 | 9,706 |
| Shoppes at New Tampa, Wesley Chapel, FL | 158,342 | 12/02 | 19,196 |
| Camp Hill Center, Harrisburg, PA | 63,350 | 01/03 | 7,786 |
| Eckerd Drug Store - #5018, Amherst, NY | 10,908 | 01/03 | 2,805 |
| Eckerd Drug Store - #5661, Buffalo, NY | 12,732 | 01/03 | 3,145 |
| Eckerd Drug Store - #5786, Dunkirk, NY | 10,908 | 01/03 | 1,720 |
| Eckerd Drug Store - #5797, Cheektowaga, NY | 10,908 | 01/03 | 3,756 |
| Eckerd Drug Store - #6007, Connelsville, PA | 10,908 | 01/03 | 3,503 |
| Eckerd Drug Store - #6036, Pittsburgh, PA | 10,908 | 01/03 | 3,840 |
| Eckerd Drug Store - #6040, Monroeville, PA | 12,738 | 01/03 | 5,430 |
| Eckerd Drug Store - #6043, Monroeville, PA | 10,908 | 01/03 | 3,315 |
| Eckerd Drug Store - #6062, Harborcreek, PA | 10,908 | 01/03 | 2,527 |
| Eckerd Drug Store - #6089, Weirton, WV | 10,908 | 01/03 | 2,472 |
| Eckerd Drug Store - #6095, Cheswick, PA | 10,908 | 01/03 | 2,791 |
| Eckerd Drug Store - #6172, New Castle, PA | 10,908 | 01/03 | 2,877 |
| Eckerd Drug Store - #6193, Erie, PA | 10,908 | 01/03 | 2,919 |
| Eckerd Drug Store - #6199, Millcreek, PA | 10,908 | 01/03 | 3,729 |
| Eckerd Drug Store - #6257, Millcreek, PA | 10,908 | 01/03 | 1,444 |
| Eckerd Drug Store - #6286, Erie, PA | 10,908 | 01/03 | 4,193 |
| Eckerd Drug Store - #6334, Erie, PA | 10,908 | 01/03 | 2,997 |
| Eckerd Drug Store - #6392, Penn, PA | 10,908 | 01/03 | 2,949 |
| Eckerd Drug Store - #6695, Plum Borough, PA | 10,908 | 01/03 | 3,669 |
| Eckerd Drug Store - Piedmont, Piedmont, SC | 10,908 | 01/03 | 1,968 |
| Market Square, Douglasville, GA | 121,774 | 01/03 | 12,905 |
| Springfield Park, Lawrenceville, GA | 105,321 | 01/03 | 10,924 |

Edgar Filing: INLAND WESTERN RETAIL REAL ESTATE TRUST INC - Form POS AM

| PROPERTY | OTHER CASH EXPENDITURES CAPITALIZED (A) | TOTAL ACQUISITION COST (B) |
|---|---|-------------------------------|
| Chatham Crossing, Siler City, NC | 16 | 3,980 |
| Columbiana Station, Columbia, SC | 193 | 46,808 |
| Gateway Plaza - Conway, Conway, SC | - | 6,295 |
| Lakeview Plaza, Kissimmee, FL | 19 | 6,206 |
| Meadowmont Village Center, Chapel Hill, NC | (581) | 26,227 |
| Shoppes at Citiside, Charlotte, NC | 326 | 10,032 |
| Shoppes at New Tampa, Wesley Chapel, FL | (266) | 18,930 |
| Camp Hill Center, Harrisburg, PA | 5 | 7,791 |
| Eckerd Drug Store - #5018, Amherst, NY | - | 2,805 |
| Eckerd Drug Store - #5661, Buffalo, NY | - | 3,145 |
| Eckerd Drug Store - #5786, Dunkirk, NY | - | 1,720 |
| Eckerd Drug Store - #5797, Cheektowaga, NY | (1) | 3,755 |
| Eckerd Drug Store - #6007, Connelville, PA | - | 3,503 |
| Eckerd Drug Store - #6036, Pittsburgh, PA | (1) | 3,839 |
| Eckerd Drug Store - #6040, Monroeville, PA | (2) | 5,428 |
| Eckerd Drug Store - #6043, Monroeville, PA | - | 3,315 |
| Eckerd Drug Store - #6062, Harborcreek, PA | - | 2,527 |
| Eckerd Drug Store - #6089, Weirton, WV | - | 2,472 |
| Eckerd Drug Store - #6095, Cheswick, PA | - | 2,791 |
| Eckerd Drug Store - #6172, New Castle, PA | - | 2,877 |
| Eckerd Drug Store - #6193, Erie, PA | - | 2,919 |
| Eckerd Drug Store - #6199, Millcreek, PA | (1) | 3,728 |
| Eckerd Drug Store - #6257, Millcreek, PA | - | 1,444 |
| Eckerd Drug Store - #6286, Erie, PA | (1) | 4,192 |
| Eckerd Drug Store - #6334, Erie, PA | - | 2,997 |
| Eckerd Drug Store - #6392, Penn, PA | - | 2,949 |
| Eckerd Drug Store - #6695, Plum Borough, PA | - | 3,669 |
| Eckerd Drug Store - Piedmont, Piedmont, SC | 5 | 1,973 |
| Market Square, Douglasville, GA | 787 | 13,692 |
| Springfield Park, Lawrenceville, GA | 5 | 10,929 |

[PAST PERFORMANCE IS NOT NECESSARILY INDICATIVE OF FUTURE PERFORMANCE]

A-18

| PROPERTY | NUMBER OF SQUARE FEET | DATE OF PURCHASE | PURCHASE PRICE PLUS ACQUISITION FEE |
|--|--------------------------|---------------------|---|
| Tequesta Shoppes Plaza, Tequesta, FL | 109,937 | 01/03 | 11,439 |
| Capital Crossing, Raleigh, NC | 92,248 | 02/03 | 9,984 |
| Colonial Promenade Bardmore Center, Largo, FL | 152,667 | 02/03 | 17,151 |
| Commonwealth Center II, Richmond, VA | 165,382 | 02/03 | 22,278 |
| Concord Crossing, Concord, NC | 55,930 | 02/03 | 5,331 |
| Fountains, Plantation, FL | 408,807 | 02/03 | 44,412 |
| Marketplace at Mill Creek, Buford, GA | 398,407 | 02/03 | 50,118 |
| Monroe Shopping Center, Monroe, NC | 45,080 | 02/03 | 3,548 |
| Oakley Plaza, Asheville, NC | 118,727 | 02/03 | 9,469 |
| Overlook at King of Prussia, King of Prussia, PA | 186,980 | 02/03 | 57,045 |
| Paraiso Plaza, Hialeah, FL | 61,012 | 02/03 | 9,481 |

Edgar Filing: INLAND WESTERN RETAIL REAL ESTATE TRUST INC - Form POS AM

| | | | |
|--|---------|-------|--------|
| Publix Brooker Creek, Palm Harbor, FL | 77,596 | 02/03 | 8,719 |
| Sheridan Square, Dania, FL | 67,425 | 02/03 | 7,586 |
| Stonecrest Marketplace, Lithonia, GA | 264,447 | 02/03 | 34,742 |
| Suwanee Crossroads, Suwanee, GA | 69,500 | 02/03 | 12,068 |
| Windsor Court Shopping Center, Windsor Court, CT | 78,480 | 02/03 | 14,639 |
| Downtown Short Pump, Richmond, VA | 125,553 | 03/03 | 33,515 |
| Valley Park Commons, Hagerstown, MD | 89,579 | 03/03 | 11,317 |
| Eckerd - Perry Creek, Perry Creek, NC | 10,908 | 09/02 | 2,795 |
| Village Center, Mt. Pleasant, WI | 217,103 | 03/03 | 23,987 |
| Watercolor Crossing, Tallahassee, FL | 43,200 | 03/03 | 5,485 |
| Bi-Lo - Southern Pines, Southern Pines, NC | 57,404 | 04/03 | 8,127 |
| Creeks at Virginia Center, Richmond, VA | 266,266 | 04/03 | 39,458 |
| Flamingo Falls, Pembroke Pines, FL | 108,565 | 04/03 | 23,946 |
| Glenmark Shopping Center, Morgantown, WV | 122,167 | 04/03 | 12,982 |
| River Run, Miramar, FL | 93,643 | 04/03 | 11,638 |
| Westside Centre Shopping Center, Huntsville, AL | 490,784 | 04/03 | 46,015 |
| 440 Commons, Jersey City, NJ | 162,533 | 05/03 | 18,046 |
| Barrett Pavilion, Kennesaw, GA | 460,755 | 05/03 | 80,183 |
| Bi-Lo - Asheville, Asheville, NC | 54,319 | 05/03 | 7,727 |

| PROPERTY | OTHER CASH EXPENDITURES CAPITALIZED (A) | TOTAL ACQUISITION COST (B) |
|--|---|-------------------------------|
| Tequesta Shoppes Plaza, Tequesta, FL | (248) | 11,191 |
| Capital Crossing, Raleigh, NC | 14 | 9,998 |
| Colonial Promenade Bardmore Center, Largo, FL | 45 | 17,196 |
| Commonwealth Center II, Richmond, VA | (133) | 22,145 |
| Concord Crossing, Concord, NC | 5 | 5,336 |
| Fountains, Plantation, FL | - | 44,412 |
| Marketplace at Mill Creek, Buford, GA | 50 | 50,168 |
| Monroe Shopping Center, Monroe, NC | 5 | 3,553 |
| Oakley Plaza, Asheville, NC | 4 | 9,473 |
| Overlook at King of Prussia, King of Prussia, PA | 15 | 57,060 |
| Paraiso Plaza, Hialeah, FL | 26 | 9,507 |
| Publix Brooker Creek, Palm Harbor, FL | 146 | 8,865 |
| Sheridan Square, Dania, FL | 23 | 7,609 |
| Stonecrest Marketplace, Lithonia, GA | (115) | 34,627 |
| Suwanee Crossroads, Suwanee, GA | (69) | 11,999 |
| Windsor Court Shopping Center, Windsor Court, CT | 10 | 14,649 |
| Downtown Short Pump, Richmond, VA | (147) | 33,368 |
| Valley Park Commons, Hagerstown, MD | 12 | 11,329 |
| Eckerd - Perry Creek, Perry Creek, NC | (66) | 2,729 |
| Village Center, Mt. Pleasant, WI | (33) | 23,954 |
| Watercolor Crossing, Tallahassee, FL | - | 5,485 |
| Bi-Lo - Southern Pines, Southern Pines, NC | (62) | 8,065 |
| Creeks at Virginia Center, Richmond, VA | 1,608 | 41,066 |
| Flamingo Falls, Pembroke Pines, FL | - | 23,946 |
| Glenmark Shopping Center, Morgantown, WV | 335 | 13,317 |
| River Run, Miramar, FL | (5) | 11,633 |
| Westside Centre Shopping Center, Huntsville, AL | 2,035 | 48,050 |
| 440 Commons, Jersey City, NJ | 9 | 18,055 |
| Barrett Pavilion, Kennesaw, GA | (51) | 80,132 |
| Bi-Lo - Asheville, Asheville, NC | (1) | 7,726 |

[PAST PERFORMANCE IS NOT NECESSARILY INDICATIVE OF FUTURE PERFORMANCE]

Edgar Filing: INLAND WESTERN RETAIL REAL ESTATE TRUST INC - Form POS AM

| PROPERTY | NUMBER OF SQUARE FEET | DATE OF PURCHASE | PURCHASE PRICE PLUS ACQUISITION FEE |
|---|--------------------------|---------------------|---|
| Bi-Lo - Shelmore, Mt. Pleasant, SC | 61,705 | 05/03 | 11,836 |
| Bi-Lo - Sylvania, Sylvania, GA | 36,000 | 05/03 | 4,407 |
| Birkdale Village, Charlotte, NC | 653,983 | 05/03 | 96,410 |
| BJ'S Wholesale Club, Charlotte, NC | 99,792 | 05/03 | 13,025 |
| Brick Center Plaza, Brick, NJ | 114,028 | 05/03 | 19,451 |
| East Hanover Plaza, East Hanover, NJ | 122,028 | 05/03 | 17,312 |
| Eckerd Drug Store - #0234, Marietta, GA | 10,880 | 05/03 | 2,044 |
| Eckerd Drug Store - #0444, Gainesville, GA | 10,594 | 05/03 | 1,986 |
| Eckerd Drug Store - #0818, Ft. Worth, TX | 10,908 | 05/03 | 2,691 |
| Eckerd Drug Store - #0862, Wichita Falls, TX | 9,504 | 05/03 | 2,087 |
| Eckerd Drug Store - #0943, Richardson, TX | 10,560 | 05/03 | 2,354 |
| Eckerd Drug Store - #0963, Richardson, TX | 10,560 | 05/03 | 2,313 |
| Eckerd Drug Store - #0968, Wichita Falls, TX | 9,504 | 05/03 | 1,837 |
| Eckerd Drug Store - #0980, Dallas, TX | 9,504 | 05/03 | 1,917 |
| Eckerd Drug Store - #2320, Snellville, GA | 10,594 | 05/03 | 2,230 |
| Eckerd Drug Store - #2506, Dallas, TX | 9,504 | 05/03 | 2,073 |
| Eckerd Drug Store - #3072, Richland Hills, TX | 10,908 | 05/03 | 2,663 |
| Eckerd Drug Store - #3152, Lake Worth, TX | 9,504 | 05/03 | 1,805 |
| Eckerd Drug Store - #3169, River Oaks, TX | 10,908 | 05/03 | 2,705 |
| Eckerd Drug Store - #3192, Tyler, TX | 9,504 | 05/03 | 1,495 |
| Eckerd Drug Store - #3338, Kissimmee, FL | 10,880 | 05/03 | 2,479 |
| Eckerd Drug Store - #3350, Oklahoma City, OK | 9,504 | 05/03 | 1,776 |
| Eckerd Drug Store - #3363, Ft. Worth, TX | 9,504 | 05/03 | 1,661 |
| Eckerd Drug Store - #3449, Lawrenceville, GA | 9,504 | 05/03 | 2,061 |
| Eckerd Drug Store - #3528, Plano, TX | 10,908 | 05/03 | 2,535 |
| Edgewater Town Center, Edgewater, NJ | 77,446 | 05/03 | 27,030 |
| Goody's Shopping Center, Augusta, GA | 22,560 | 05/03 | 2,051 |
| Heritage Pavilion, Smyrna, GA | 262,961 | 05/03 | 40,013 |
| Hiram Pavilion, Hiram, GA | 363,618 | 05/03 | 36,787 |
| Killearn Shopping Center, Tallahassee, FL | 94,547 | 05/03 | 10,945 |

| PROPERTY | OTHER CASH EXPENDITURES CAPITALIZED (A) | TOTAL ACQUISITION COST (B) |
|---|---|-------------------------------|
| Bi-Lo - Shelmore, Mt. Pleasant, SC | 10 | 11,846 |
| Bi-Lo - Sylvania, Sylvania, GA | 2 | 4,409 |
| Birkdale Village, Charlotte, NC | (897) | 95,513 |
| BJ'S Wholesale Club, Charlotte, NC | 1 | 13,026 |
| Brick Center Plaza, Brick, NJ | 13 | 19,464 |
| East Hanover Plaza, East Hanover, NJ | 5 | 17,317 |
| Eckerd Drug Store - #0234, Marietta, GA | 4 | 2,048 |
| Eckerd Drug Store - #0444, Gainesville, GA | 4 | 1,990 |
| Eckerd Drug Store - #0818, Ft. Worth, TX | 4 | 2,695 |
| Eckerd Drug Store - #0862, Wichita Falls, TX | 4 | 2,091 |
| Eckerd Drug Store - #0943, Richardson, TX | 4 | 2,358 |
| Eckerd Drug Store - #0963, Richardson, TX | 4 | 2,317 |
| Eckerd Drug Store - #0968, Wichita Falls, TX | 4 | 1,841 |
| Eckerd Drug Store - #0980, Dallas, TX | 4 | 1,921 |
| Eckerd Drug Store - #2320, Snellville, GA | 4 | 2,234 |
| Eckerd Drug Store - #2506, Dallas, TX | 4 | 2,077 |
| Eckerd Drug Store - #3072, Richland Hills, TX | 4 | 2,667 |

Edgar Filing: INLAND WESTERN RETAIL REAL ESTATE TRUST INC - Form POS AM

| | | |
|--|-------|--------|
| Eckerd Drug Store - #3152, Lake Worth, TX | 4 | 1,809 |
| Eckerd Drug Store - #3169, River Oaks, TX | 4 | 2,709 |
| Eckerd Drug Store - #3192, Tyler, TX | 4 | 1,499 |
| Eckerd Drug Store - #3338, Kissimmee, FL | 4 | 2,483 |
| Eckerd Drug Store - #3350, Oklahoma City, OK | 4 | 1,780 |
| Eckerd Drug Store - #3363, Ft. Worth, TX | 4 | 1,665 |
| Eckerd Drug Store - #3449, Lawrenceville, GA | 4 | 2,065 |
| Eckerd Drug Store - #3528, Plano, TX | 4 | 2,539 |
| Edgewater Town Center, Edgewater, NJ | 11 | 27,041 |
| Goody's Shopping Center, Augusta, GA | - | 2,051 |
| Heritage Pavilion, Smyrna, GA | 4 | 40,017 |
| Hiram Pavilion, Hiram, GA | 1,559 | 38,346 |
| Killearn Shopping Center, Tallahassee, FL | 80 | 11,025 |

[PAST PERFORMANCE IS NOT NECESSARILY INDICATIVE OF FUTURE PERFORMANCE]

A-20

| PROPERTY | NUMBER OF SQUARE FEET | DATE OF PURCHASE | PURCHASE PRICE PLUS ACQUISITION FEE |
|---|--------------------------|---------------------|---|
| Midway Plaza, Tamarac, FL | 227,209 | 05/03 | 26,858 |
| North Hill Commons, Anderson, SC | 42,942 | 05/03 | 4,541 |
| Sandy Plains Village, Roswell, GA | 175,035 | 05/03 | 18,055 |
| Shoppes at Paradise Pointe, Ft Walton Beach, FL | 84,070 | 05/03 | 11,591 |
| Sony Theatre Complex, East Hanover, NJ | 70,549 | 05/03 | 12,068 |
| Town & Country, Knoxville, TN | 639,135 | 05/03 | 49,812 |
| Village Crossing, Skokie, IL | 427,722 | 05/03 | 69,443 |
| West Falls Plaza, West Paterson, NJ | 88,913 | 05/03 | 20,980 |
| CostCo Plaza, White Marsh, MD | 209,841 | 06/03 | 16,857 |
| Denhigh Village Shopping Center, Newport News, VA | 311,583 | 06/03 | 20,855 |
| Shoppes at Lake Dow, McDonough, GA | 73,271 | 06/03 | 11,014 |
| Willoughby Hills Shopping Center, Willoughby Hills, OH | 359,414 | 06/03 | 37,705 |
| Cascades Marketplace, Sterling, VA | 98,532 | 07/03 | 16,840 |
| Fayette Pavilion III, Fayetteville, GA | 619,856 | 07/03 | 46,308 |
| Northlake Commons, Palm Beach Gardens, FL | 143,955 | 07/03 | 21,643 |
| Route 22 Retail Shopping Center, Union, NJ | 110,453 | 07/03 | 19,054 |
| Vision Works, Plantation, FL | 6,891 | 07/03 | 1,732 |
| Bellevue Place Shopping Center, Nashville, TN | 77,249 | 08/03 | 10,884 |
| Camfield Corners, Charlotte, NC | 69,887 | 08/03 | 9,339 |
| Kensington Place, Murfreesboro, TN | 70,624 | 08/03 | 7,167 |
| Largo Town Center, Upper Marlboro, MD | 270,310 | 08/03 | 30,947 |
| Naugatuck Valley Shopping Center, Waterbury, CT | 383,332 | 08/03 | 50,452 |
| Riverdale Shops, West Springfield, MA | 273,928 | 08/03 | 42,055 |
| Spring Mall Center, Springfield, VA | 56,511 | 08/03 | 10,481 |
| Walgreen's, Port Huron, MI | 14,998 | 08/03 | 4,368 |
| Bank First, Winter Park, FL | 3,348 | 09/03 | 723 |
| Carlisle Commons, Carlisle, PA | 393,023 | 09/03 | 39,635 |
| Circuit City - Culver City, Culver City, CA | 32,873 | 09/03 | 8,781 |
| Circuit City - Highland Ranch, Highland Ranch, CO | 43,480 | 09/03 | 5,628 |
| Circuit City - Olympia, Olympia, WA | 35,776 | 09/03 | 5,632 |

OTHER CASH
EXPENDITURES

TOTAL ACQUISITION

Edgar Filing: INLAND WESTERN RETAIL REAL ESTATE TRUST INC - Form POS AM

| PROPERTY | CAPITALIZED (A) | COST (B) |
|--|-----------------|----------|
| Midway Plaza, Tamarac, FL | 265 | 27,123 |
| North Hill Commons, Anderson, SC | 1 | 4,542 |
| Sandy Plains Village, Roswell, GA | 84 | 18,139 |
| Shoppes at Paradise Pointe, Ft Walton Beach, FL | (94) | 11,497 |
| Sony Theatre Complex, East Hanover, NJ | 5 | 12,073 |
| Town & Country, Knoxville, TN | 1,397 | 51,209 |
| Village Crossing, Skokie, IL | 6,001 | 75,444 |
| West Falls Plaza, West Paterson, NJ | 5 | 20,985 |
| CostCo Plaza, White Marsh, MD | 5 | 16,862 |
| Denhigh Village Shopping Center, Newport News, VA | (106) | 20,749 |
| Shoppes at Lake Dow, McDonough, GA | (68) | 10,946 |
| Willoughby Hills Shopping Center, Willoughby Hills, OH | 22 | 37,727 |
| Cascades Marketplace, Sterling, VA | 5 | 16,845 |
| Fayette Pavilion III, Fayetteville, GA | 2,540 | 48,848 |
| Northlake Commons, Palm Beach Gardens, FL | 523 | 22,166 |
| Route 22 Retail Shopping Center, Union, NJ | - | 19,054 |
| Vision Works, Plantation, FL | 6 | 1,738 |
| Bellevue Place Shopping Center, Nashville, TN | 5 | 10,889 |
| Camfield Corners, Charlotte, NC | 2 | 9,341 |
| Kensington Place, Murfreesboro, TN | - | 7,167 |
| Largo Town Center, Upper Marlboro, MD | 7 | 30,954 |
| Naugatuck Valley Shopping Center, Waterbury, CT | 8 | 50,460 |
| Riverdale Shops, West Springfield, MA | 34 | 42,089 |
| Spring Mall Center, Springfield, VA | 2 | 10,483 |
| Walgreen's, Port Huron, MI | 9 | 4,377 |
| Bank First, Winter Park, FL | 8 | 731 |
| Carlisle Commons, Carlisle, PA | 10 | 39,645 |
| Circuit City - Culver City, Culver City, CA | 4 | 8,785 |
| Circuit City - Highland Ranch, Highland Ranch, CO | 3 | 5,631 |
| Circuit City - Olympia, Olympia, WA | 3 | 5,635 |

[PAST PERFORMANCE IS NOT NECESSARILY INDICATIVE OF FUTURE PERFORMANCE]

A-21

| PROPERTY | NUMBER OF SQUARE FEET | DATE OF PURCHASE | PURCHASE PRICE PLUS ACQUISITION FEE |
|--|-----------------------|------------------|-------------------------------------|
| Fayette Pavilion I & II, Fayetteville, GA | 791,373 | 09/03 | 88,521 |
| Kroger - Cincinnati, Cincinnati, OH | 56,634 | 09/03 | 7,431 |
| Kroger - Grand Prairie, Grand Prairie, TX | 64,522 | 09/03 | 5,793 |
| Kroger - Westchester, Westchester, OH | 56,083 | 09/03 | 4,670 |
| Lowe's Home Improvement - Baytown, Baytown, TX | 125,357 | 09/03 | 11,478 |
| Lowe's Home Improvement - Cullman, Cullman, AL | 101,287 | 09/03 | 8,960 |
| Lowe's Home Improvement - Houston, Houston, TX | 131,644 | 09/03 | 12,050 |
| Lowe's Home Improvement - Steubenville, Steubenville, OH | 130,497 | 09/03 | 11,442 |
| Southwood Plantation, Tallahassee, FL | 62,700 | 10/02 | 7,738 |
| Super Wal-Mart - Alliance, Alliance, OH | 200,084 | 09/03 | 15,879 |
| Super Wal-Mart - Greenville, Greenville, SC | 200,084 | 09/03 | 16,971 |
| Super Wal-Mart - Winston-Salem, Winston-Salem, NC | 204,931 | 09/03 | 18,721 |
| Eckerd - Gaffney, Gaffney, SC | 13,813 | 12/02 | 2,374 |

Edgar Filing: INLAND WESTERN RETAIL REAL ESTATE TRUST INC - Form POS AM

| | | | |
|---|---------|-------|--------|
| Wal-Mart/Sam's Club, Worcester, MA | 107,929 | 09/03 | 11,194 |
| Bi-Lo at Northside Plaza, Greenwood, SC | 41,581 | 10/03 | 4,069 |
| Cedar Springs Crossing, Spartanburg, SC | 86,581 | 10/03 | 10,191 |
| Clearwater Crossing, Flowery Branch, GA | 90,566 | 10/03 | 13,303 |
| Cortez Plaza, Bradenton, FL | 286,610 | 10/03 | 26,819 |
| Houston Square, Warner Robins, GA | 60,799 | 10/03 | 5,214 |
| Lexington Place, Lexington, SC | 83,167 | 10/03 | 8,481 |
| Manchester Broad Street, Manchester, CT | 68,509 | 10/03 | 13,119 |
| Plaza Del Paraiso, Miami, FL | 82,442 | 10/03 | 15,417 |
| Seekonk Town Center, Seekonk, MA | 80,713 | 10/03 | 11,068 |
| Shoppes of Ellenwood, Ellenwood, GA | 67,721 | 10/03 | 10,703 |
| Shoppes of Lithia, Brandon, FL | 71,430 | 10/03 | 12,926 |
| Crossroads Plaza, Lumberton, NJ | 89,627 | 11/03 | 18,232 |
| Hilliard Rome, Columbus, OH | 110,772 | 11/03 | 17,171 |
| Loisdale Center, Springfield, VA | 120,742 | 11/03 | 29,051 |
| Middletown Village, Middletown, RI | 98,161 | 11/03 | 17,871 |
| Shoppes at Oliver's Crossing, Winston-Salem, NC | 76,512 | 11/03 | 10,386 |

| PROPERTY | OTHER CASH EXPENDITURES CAPITALIZED (A) | TOTAL ACQUISITION COST (B) |
|---|---|-------------------------------|
| Fayette Pavilion I & II, Fayetteville, GA | (357) | 88,164 |
| Kroger - Cincinnati, Cincinnati, OH | 3 | 7,434 |
| Kroger - Grand Prairie, Grand Prairie, TX | 7 | 5,800 |
| Kroger - Westchester, Westchester, OH | 3 | 4,673 |
| Lowe's Home Improvement - Baytown, Baytown, TX | 7 | 11,485 |
| Lowe's Home Improvement - Cullman, Cullman, AL | 3 | 8,963 |
| Lowe's Home Improvement - Houston, Houston, TX | 7 | 12,057 |
| Lowe's Home Improvement - Steubenville, Steubenville, OH | 3 | 11,445 |
| Southwood Plantation, Tallahassee, FL | 4 | 7,742 |
| Super Wal-Mart - Alliance, Alliance, OH | 3 | 15,882 |
| Super Wal-Mart - Greenville, Greenville, SC | 3 | 16,974 |
| Super Wal-Mart - Winston-Salem, Winston-Salem, NC | 3 | 18,724 |
| Eckerd - Gaffney, Gaffney, SC | 502 | 2,876 |
| Wal-Mart/Sam's Club, Worcester, MA | 3 | 11,197 |
| Bi-Lo at Northside Plaza, Greenwood, SC | - | 4,069 |
| Cedar Springs Crossing, Spartanburg, SC | - | 10,191 |
| Clearwater Crossing, Flowery Branch, GA | - | 13,303 |
| Cortez Plaza, Bradenton, FL | 1,854 | 28,673 |
| Houston Square, Warner Robins, GA | - | 5,214 |
| Lexington Place, Lexington, SC | - | 8,481 |
| Manchester Broad Street, Manchester, CT | - | 13,119 |
| Plaza Del Paraiso, Miami, FL | - | 15,417 |
| Seekonk Town Center, Seekonk, MA | - | 11,068 |
| Shoppes of Ellenwood, Ellenwood, GA | - | 10,703 |
| Shoppes of Lithia, Brandon, FL | - | 12,926 |
| Crossroads Plaza, Lumberton, NJ | - | 18,232 |
| Hilliard Rome, Columbus, OH | 231 | 17,402 |
| Loisdale Center, Springfield, VA | - | 29,051 |
| Middletown Village, Middletown, RI | - | 17,871 |
| Shoppes at Oliver's Crossing, Winston-Salem, NC | - | 10,386 |

[PAST PERFORMANCE IS NOT NECESSARILY INDICATIVE OF FUTURE PERFORMANCE]

Edgar Filing: INLAND WESTERN RETAIL REAL ESTATE TRUST INC - Form POS AM

| PROPERTY | NUMBER OF SQUARE FEET | DATE OF PURCHASE | PURCHASE PRICE PLUS ACQUISITION FEE |
|---|--------------------------|---------------------|---|
| Squirewood Village, Dandridge, TN | 46,150 | 11/03 | 3,442 |
| Waterfront Marketplace/Town Center, Homestead, PA | 755,407 | 11/03 | 113,024 |
| Winslow Bay Commons, Mooresville, NC | 255,598 | 11/03 | 42,132 |
| Albertson's at Bloomingdale Hills, Brandon, FL | 78,686 | 12/03 | 5,856 |
| Oak Summit, Winston-Salem, NC | 142,739 | 12/03 | 13,666 |
| Paradise Place, West Palm Beach, FL | 69,620 | 12/03 | 11,688 |
| Pointe at Tampa Plams, Tampa, FL | 20,258 | 12/03 | 5,282 |
| Southhampton Village, Tyrone, GA | 77,900 | 11/02 | 10,610 |
| Shoppes on the Ridge | 91,165 | 12/02 | 11,422 |
| Total for 2001 through 2003 acquisitions | | | 3,653,755 |
| DEVELOPMENT PROJECTS | | | |
| Fayette Pavilion III, Fayetteville, GA | N/A | 07/03 | 203 |
| Fountains, Plantation, FL | N/A | 02/03 | 2,664 |
| Hiram Pavilion, Hiram, GA | N/A | 05/03 | 695 |
| Northlake Commons, Palm Beach Gardens, FL | N/A | 07/03 | 640 |
| Redbud Commons Gastonia, NC | N/A | 06/03 | 5,101 |
| Shoppes of Golden Acres II, Newport Richey, FL | N/A | 02/02 | 189 |
| Southhampton Village, Tyrone, GA | N/A | 11/02 | 62 |
| Southlake Pavilion, Morrow, GA | N/A | 12/01 | 702 |
| Turkey Creek II, Knoxville, TN | N/A | 01/02 | 1,317 |
| Watercolor Crossing, Tallahassee, FL | N/A | 03/03 | 1,028 |
| Westside Center, Huntsville, AL | N/A | 04/03 | 4,888 |
| Total for Development projects at 12/31/03 | | | 17,489 |
| GRAND TOTAL | | 31,875,622 | 3,935,930 |

| PROPERTY | OTHER CASH EXPENDITURES CAPITALIZED (A) | TOTAL ACQUISITION COST (B) |
|---|---|-------------------------------|
| Squirewood Village, Dandridge, TN | - | 3,442 |
| Waterfront Marketplace/Town Center, Homestead, PA | 4,694 | 117,718 |
| Winslow Bay Commons, Mooresville, NC | - | 42,132 |
| Albertson's at Bloomingdale Hills, Brandon, FL | - | 5,856 |
| Oak Summit, Winston-Salem, NC | - | 13,666 |
| Paradise Place, West Palm Beach, FL | - | 11,688 |
| Pointe at Tampa Plams, Tampa, FL | - | 5,282 |
| Southhampton Village, Tyrone, GA | - | 10,610 |
| Shoppes on the Ridge | - | 11,422 |
| Total for 2001 through 2003 acquisitions | | 3,713,296 |
| DEVELOPMENT PROJECTS | | |
| Fayette Pavilion III, Fayetteville, GA | - | 203 |
| Fountains, Plantation, FL | - | 2,664 |
| Hiram Pavilion, Hiram, GA | - | 695 |

Edgar Filing: INLAND WESTERN RETAIL REAL ESTATE TRUST INC - Form POS AM

| | | |
|--|------------|---------------|
| Northlake Commons, Palm Beach Gardens, FL | - | 640 |
| Redbud Commons Gastonia, NC | - | 5,101 |
| Shoppes of Golden Acres II, Newport Richey, FL | - | 189 |
| Southhampton Village, Tyrone, GA | - | 62 |
| Southlake Pavilion, Morrow, GA | - | 702 |
| Turkey Creek II, Knoxville, TN | - | 1,317 |
| Watercolor Crossing, Tallahassee, FL | - | 1,028 |
| Westside Center, Huntsville, AL | - | 4,888 |
| | | ----- |
| Total for Development projects at 12/31/03 | - | 17,489 |
| | | ===== |
| GRAND TOTAL | 64,085 | 4,000,015 |
| | | ===== |

[PAST PERFORMANCE IS NOT NECESSARILY INDICATIVE OF FUTURE PERFORMANCE]

A-23

TABLE VL- (CONTINUED)

ACQUISITION OF PROPERTIES BY PROGRAMS

NOTES TO TABLE VI

- (A) "Other Cash Expenditures Capitalized" consists of improvements to the property and acquisition expenses which are capitalized and paid or to be paid from the proceeds of the offering. As part of several purchases, rent is received under master lease agreements on the spaces currently vacant for periods ranging from one to two years or until the spaces are leased. As these payments are received, they are recorded as a reduction in the purchase price of the properties and have been netted against other cash expenditures capitalized.
- (B) "Total Acquisition Cost" is the sum of columns captioned "Purchase Price Plus Acquisition Fee" and "Other Cash Expenditures Capitalized."

[PAST PERFORMANCE IS NOT NECESSARILY INDICATIVE OF FUTURE PERFORMANCE]

A-24

APPENDIX B

DISTRIBUTION REINVESTMENT PLAN

INLAND WESTERN RETAIL REAL ESTATE TRUST, INC. DISTRIBUTION REINVESTMENT PROGRAM

Inland Western Retail Real Estate Trust, Inc., a Maryland corporation (the "Company"), pursuant to its Articles of Incorporation (the "Articles") has adopted a Distribution Reinvestment Program (the "DRP"), the terms and conditions of which are set forth below. Capitalized terms shall have the same meaning as set forth in the Company's Prospectus dated _____ (as the same may be supplemented or modified from time to time) unless otherwise defined herein.

i. Distributions. As agent for the Stockholders who purchase Shares from the Company pursuant to the prospectus dated _____ (the "Offering") and elect to participate in the DRP (the "Participants"), the

Edgar Filing: INLAND WESTERN RETAIL REAL ESTATE TRUST INC - Form POS AM

Company will apply all distributions, paid with respect to the Shares held by each Participant (the "Distributions"), including Distributions paid with respect to any full or fractional Shares acquired under the DRP, to the purchase of the Shares for said Participants directly, if permitted under state securities laws and, if not, through the Dealer Manager or Soliciting Dealers registered in the Participant's state of residence. Neither the Company nor its Affiliates will receive a fee for selling Shares under the DRP.

ii. Procedure for Participation. Any Stockholder who purchases Shares pursuant to the Company's Offering may elect to become a Participant by completing and executing the Subscription Agreement or other appropriate authorization form as may be available from the Company, the Dealer Manager or the Soliciting Dealer. Participation in the DRP will begin with the next Distribution payable after receipt of a Participant's subscription or authorization. Shares will be purchased under the DRP on the record date for the Distribution used to purchase the Shares. Distributions for Shares acquired under the DRP will be paid at the same time as Distributions are paid on Shares purchased outside the DRP and are calculated with a daily record and Distribution declaration date. Each Participant agrees that if, at any time prior to listing of the Shares on a national stock exchange or inclusion of the Shares for quotation on a national market system, he or she fails to meet the suitability requirements for making an investment in the Company or cannot make the other representations or warranties set forth in the Subscription Agreement, he or she will promptly so notify the Company in writing.

iii. Purchase of Shares. Participants will acquire Shares from the Company at a fixed price of \$10.00 per Share until the first to occur of (i) the termination of the Offering, or (ii) the public offering price per Share in the Offering is increased above \$10.00 per share. Thereafter, Participants will acquire Shares from the Company at a price equal to 95% of the Market Price of a Share on the date of purchase until such time as the Company's Shares are listed on a national stock exchange or included for quotation on a national market system. In the event of such listing or inclusion, Shares purchased by the Company for the DRP will be purchased on such exchange or market, at the prevailing market price, and will be sold to Stockholders at such price. The discount per Share is never intended to exceed 5% of the current Market Price of a Share on the date of purchase. Participants in the DRP may also purchase fractional Shares so that 100% of the Distributions will be used to acquire Shares. However, a Participant will not be able to acquire Shares under the DRP to the extent such purchase would cause it to exceed the Ownership Limit or other Share ownership restrictions imposed by the Articles.

It is possible that a secondary market will develop for the Shares, and that the Shares may be bought and sold on the secondary market at prices lower or higher than the \$10.00 per Share price which will be paid under the DRP.

The Company shall endeavor to acquire Shares on behalf of Participants at the lowest price then available. However, the Company does not guarantee or warrant that the Participant will be acquiring Shares at the lowest possible price.

If the Company's Shares are listed on a national stock exchange or included for quotation on a national market system, the reservation of any Shares from the Offering for issuance under the DRP, which have not been

B-1

issued as of the date of such listing or inclusion, will be canceled, and such Shares will continue to have the status of authorized but unissued Shares. Those unissued Shares will not be issued unless they are first registered with the Securities and Exchange Commission (the "Commission") under the Act and under

Edgar Filing: INLAND WESTERN RETAIL REAL ESTATE TRUST INC - Form POS AM

appropriate state securities laws or are otherwise issued in compliance with such laws.

It is understood that reinvestment of Distributions does not relieve a Participant of any income tax liability which may be payable on the Distributions.

iv. Share Certificates. Within 90 days after the end of the Company's fiscal year, the Company will issue certificates evidencing ownership of Shares purchased through the DRP during the prior fiscal year. The ownership of the Shares will be in book-entry form prior to the issuance of such certificates.

v. Reports. Within 90 days after the end of the Company's fiscal year, the Company will provide each Participant with an individualized report on his or her investment, including the purchase date(s), purchase price and number of Shares owned, as well as the dates of distribution and amounts of Distributions received during the prior fiscal year. The individualized statement to Stockholders will include receipts and purchases relating to each Participant's participation in the DRP including the tax consequences relative thereto.

vi. Termination by Participant. A Participant may terminate participation in the DRP at any time, without penalty, by delivering to the Company a written notice. Prior to listing of the Shares on a national stock exchange or inclusion of the Shares for quotation on a national market system, any transfer of Shares by a Participant to a non-Participant will terminate participation in the DRP with respect to the transferred Shares. If a Participant terminates DRP participation, the Company will provide the terminating Participant with a certificate evidencing the whole shares in his or her account and a check for the cash value of any fractional share in such account. Upon termination of DRP participation, Distributions will be distributed to the Stockholder in cash.

vii. Amendment or Termination of DRP by the Company. The Directors of the Company may by majority vote (including a majority of the Independent Directors) amend or terminate the DRP for any reason upon 30 days' written notice to the Participants.

viii. Liability of the Company. The Company shall not be liable for any act done in good faith, or for any good faith omission to act, including, without limitation, any claims or liability: (a) arising out of failure to terminate a Participant's account upon such Participant's death prior to receipt of notice in writing of such death; and (b) with respect to the time and the prices at which Shares are purchased or sold for a Participant's account. To the extent that indemnification may apply to liabilities arising under the Act or the securities laws of a state, the Company has been advised that, in the opinion of the Commission and certain state securities commissioners, such indemnification is contrary to public policy and, therefore, unenforceable.

ix. Governing Law. This DRP shall be governed by the laws of the State of Maryland.

B-2

APPENDIX C

[INLAND WESTERN (TM) LOGO]

INLAND WESTERN RETAIL REAL ESTATE TRUST, INC.

INSTRUCTIONS TO SUBSCRIBERS - NOT VALID FOR RESIDENTS OF AZ, NE, OK, AND TX

Any person desiring to subscribe for our common shares should carefully read and review the Prospectus, as supplemented to date, and

Edgar Filing: INLAND WESTERN RETAIL REAL ESTATE TRUST INC - Form POS AM

if he/she desires to subscribe for shares, complete the Subscription Agreement/Signature Page that follows these instructions. Follow the appropriate instructions listed below for the items indicated. Please print in ballpoint pen or type the information.

A - INVESTMENT

- Item (1)a Enter the dollars and cents amount of the purchase and the number of shares to be purchased. Minimum purchase 300 shares (\$3,000). Qualified Plans 100 shares (\$1,000). (Iowa requires 300 shares (\$3,000) for IRA accounts; Minnesota requires 200 shares (\$2,000) for IRA and qualified accounts). Check the box to indicate whether this is an initial or an additional investment. The "Additional Investment" box must be checked in order for this subscription to be combined with another subscription for purposes of a volume discount. A COMPLETED SUBSCRIPTION AGREEMENT IS REQUIRED FOR EACH INITIAL AND ADDITIONAL INVESTMENT.
- Item (1)b Deferred Commission Option: Please check the box if you have agreed with your Soliciting Dealer to elect the Deferred Commission Option, as described in the Prospectus, as supplemented to date. By electing the Deferred Commission Option, you are required to pay only \$9.40 per share purchased upon subscription. For the next six years, following the year of subscription, you will have a sales commission of \$0.10 per share deducted from and paid out of cash distributions otherwise distributable to you. Election of the Deferred Commission Option shall authorize the Company to withhold such amounts from cash distributions otherwise payable to you and to pay them as described in the "Plan of Distribution-Deferred Commission Option" section of the Prospectus, as supplemented to date.
- Item (1)c Check the box to indicate whether the Registered Representative chooses to purchase common stock net of selling commissions.

B - TYPE OF OWNERSHIP

- FOR NON-CUSTODIAL OWNERSHIP ACCOUNTS. please mail the properly completed and executed Subscription Agreement/Signature Page and your check MADE PAYABLE TO "LBNA/ESCROW AGENT FOR IWRRET" to: Inland Securities Corporation, 2901 Butterfield Road, Oak Brook, Illinois 60523. Attn: Investor Services. If you have questions, please call 800.826.8228. FOR CUSTODIAL OWNERSHIP ACCOUNTS, checks should be MADE PAYABLE TO THE CUSTODIAN AND SENT ALONG WITH THIS PROPERLY COMPLETED AND EXECUTED FORM TO THE CUSTODIAN.
- Item (2)a Check the appropriate box to indicate the type of entity that is subscribing. (Entities for non-custodial ownership accounts appear on the left side; entities for custodial ownership accounts appear on the right side.) If this is an additional purchase, this should be completed exactly the same as previous investment. If the entity is a pension or profit sharing plan, indicate whether it is taxable or exempt from taxation under Section 501A of the Internal Revenue Code. Note: Pension or profit sharing plan appears under non-custodial ownership as well as custodial ownership -- check non-custodial ownership if the plan has a trustee; custodial ownership if the plan has a custodian. If you check the Individual Ownership box and you wish to designate a Transfer on Death beneficiary, you may check the "TOD" box and you must fill out the Transfer on Death Form in order to effect the designation.
- Item (2)b Enter the exact name of the custodian or trustee and mailing address. IF THIS IS AN ADDITIONAL PURCHASE BY A QUALIFIED PLAN, PLEASE USE THE SAME EXACT PLAN NAME AS PREVIOUSLY USED.
- Item (2)c The custodian must complete this box by entering its custodian

Edgar Filing: INLAND WESTERN RETAIL REAL ESTATE TRUST INC - Form POS AM

Tax ID number (for tax purposes), custodial account number and its telephone number.

C - SUBSCRIBER INFORMATION

- Item (3) For non-custodial ownership accounts, enter the exact name in which the shares are to be held. For co-subscribers enter the names of all subscribers. For custodial ownership accounts, enter FBO the name of the subscriber.
- Item (4) Enter mailing address, city, state, and zip code of the subscriber. Note: The custodian or trustee of custodial ownership accounts is the mailing address or address of record completed in Item (2)b.
- Item (5) Enter the residence address if different than the mailing address in Item (4). For custodial ownership accounts, enter the residence address of the subscriber.
- Item (6) Enter home telephone, business telephone and email address.
- Item (7) Enter birth date of subscriber and co-subscriber, if applicable, or date of incorporation.
- Item (8) Enter the Social Security number of subscriber and co-subscriber, if applicable. The subscriber is certifying that this number is correct. For custodial ownership accounts, enter the subscriber's Social Security number (for identification purposes). Enter Tax ID number, if applicable.
- Item (9) Check the appropriate box, If the subscriber is a non-resident alien, he must apply to the United States Internal Revenue Service for an identification number via Form SS-4 for an individual or SS-5 for a corporation, and supply the number to the Company as soon as it is available.
- Item (10) Check this box if the subscriber is an employee of Inland or an individual who has been continuously affiliated with Inland as an independent contractor.

D - DISTRIBUTION OPTIONS

- CHECK THE APPROPRIATE BOX TO INDICATE DISTRIBUTION OPTIONS FOR NON-CUSTODIAL OWNERSHIP ACCOUNTS.
- Item (11)a Check if you desire distributions to be mailed to address of record in Section C, Item (4) above.
- Item (11)b Check if you desire to participate in Distribution Reinvestment Program.
- Item (11)c If subscriber desires direct deposit of his/her/their cash distributions to an account or address other than as set forth in the Subscription Agreement/Signature Page, check the preferred option and complete the required information. For ACH, indicate whether it is a checking or savings account, and enter the name of the institution/individual, mailing address, ABA number, and account number. MUST ENCLOSE VOIDED CHECK, if applicable. CHECK THE APPROPRIATE BOX TO INDICATE DISTRIBUTION OPTIONS FOR CUSTODIAL OWNERSHIP ACCOUNTS.
- Item (12)a Check if you desire distributions to be mailed to custodian.
- Item (12)b Check if you desire to participate in Distribution Reinvestment Program.

E - SIGNATURE

- Item (13) The Subscription Agreement/signature Page MUST BE EXECUTED by the subscriber(s), and if applicable, the trustee or custodian.

F - BROKER/DEALER REGISTERED REPRESENTATIVE

- Item (14) Enter the Registered Representative name, address, B/D Rep ID

Edgar Filing: INLAND WESTERN RETAIL REAL ESTATE TRUST INC - Form POS AM

number, telephone number, and e-mail address. Also, enter the name of the broker/dealer, home office address, and B/D Client Account number. By executing the Subscription Agreement/Signature Page, the Registered Representative substantiates compliance with the conduct rules of the NASD, by certifying that the Registered Representative has reasonable grounds to believe, based on information obtained from the investor concerning his, her or its investment objectives, other investments, financial situation and needs and any other information known by such Registered Representative, that investment in the Company is suitable for such investor in light of his, her or its financial position, net worth and other suitability characteristics and that the Registered Representative has informed the investor of all pertinent facts relating to the liability, liquidity and marketability of an investment in the Company during its term. The Registered Representative (authorized signature) should sign where provided.

Item (14)a Check the box to indicate whether the broker/dealer agrees to the Deferred Commission Option if the subscriber has elected the deferred Commission Option; the broker/dealer must sign to acknowledge that agreement.

Item (14)b Check the box to indicate whether the Registered Representative chooses to purchase common stock net of selling commissions.

G - REGISTERED INVESTMENT ADVISOR (RIA)

Item (15) Check the box to indicate whether this subscription was solicited or recommended by an investment advisor/broker/dealer whose agreement with the subscriber includes a fixed or "wrap" fee feature for advisory and related brokerage services, and accordingly, may not charge the regular selling commission. NO SALES COMMISSIONS ARE PAID ON THESE ACCOUNTS. This box must be checked in order for such subscriber(s) to purchase shares net of the selling commissions.

PAGE 1 OF 4

C-1

SUBMISSION OF SUBSCRIPTION

FOR NON-CUSTODIAL OWNERSHIP ACCOUNTS, the properly completed and executed Subscription Agreement/Signature Page together with a check MADE PAYABLE TO "LBNA/ESCROW AGENT FOR IWRRET" should be mailed to: Inland Securities Corporation, 2901 Butterfield Road, Oak Brook, Illinois 60523. Attn: Investor Services.

FOR CUSTODIAL OWNERSHIP ACCOUNTS, checks should be MADE PAYABLE TO THE CUSTODIAN AND SENT ALONG WITH THIS PROPERLY COMPLETED AND EXECUTED FORM TO THE CUSTODIAN.

NOTE: If a person other than the person in whose name the shares will be held is reporting the income received from the Company, you must notify the Company in writing of that person's name, address and Social Security number.

ALL INVESTORS AND THEIR REGISTERED REPRESENTATIVES MUST SIGN THE SUBSCRIPTION AGREEMENT/SIGNATURE PAGE PRIOR TO TENDERING ANY FUNDS FOR INVESTMENT IN SHARES.

CALIFORNIA INVESTORS

All Certificates representing shares which are sold in the State of California

Edgar Filing: INLAND WESTERN RETAIL REAL ESTATE TRUST INC - Form POS AM

will bear the following legend conditions. IT IS UNLAWFUL TO CONSUMMATE A SALE OR TRANSFER OF THIS SECURITY OR ANY INTEREST THEREIN, OR TO RECEIVE ANY CONSIDERATION THEREFORE, WITHOUT THE PRIOR WRITTEN CONSENT OF THE COMMISSIONER OF CORPORATIONS OF THE STATE OF CALIFORNIA, EXCEPT AS PERMITTED IN THE COMMISSIONER'S RULES.

Any subscriber seeking to purchase shares pursuant to a discount offered by the Company must submit such request in writing and set forth the basis for the request. Any such request will be subject to verification by the Company.

Lack of Liquidity: There is no current market for the shares and the investors may not be able to sell the securities.

SPECIAL SUITABILITY STANDARDS

Certain states have imposed special financial suitability standards for subscribers who purchase shares.

If the subscriber is a resident of Maine, the subscriber must have either: (i) a minimum net worth (excluding home, home furnishings and automobiles) of \$200,000; or (ii) a minimum annual gross income of \$50,000 and a minimum net worth (exclusive of home, home furnishings and automobiles) of \$50,000.

If the subscriber is a resident of Arizona, California, Iowa, Massachusetts, Michigan, Missouri, Oregon, or Tennessee, the subscriber must have either: (i) a minimum net worth (excluding home, home furnishings and automobiles) of \$225,000; or (ii) a minimum annual gross income of \$60,000 and a minimum net worth (exclusive of home, home furnishings and automobiles) of \$60,000.

In addition, if the subscriber is a resident of Kansas, Missouri, Ohio or Pennsylvania, the investment may not exceed 10% of the investor's liquid net worth.

We intend to assert the foregoing representations as a defense in any subsequent litigation where such assertion would be relevant. We have the right to accept or reject this subscription in whole or in part, so long as such partial acceptance or rejection does not result in an investment of less than the minimum amount specified in the Prospectus. As used above, the singular includes the plural in all respects if shares are being acquired by more than one person. As used in this Subscription Agreement, "Inland" refers to Inland Real Estate Group, Inc. and its affiliates. This Subscription Agreement and all rights hereunder shall be governed by, and interpreted in accordance with, the laws of the State of Illinois.

By executing this Subscription Agreement, the subscriber is not waiving any rights under the federal securities laws.

ACH LANGUAGE

I (we) hereby authorize Inland Western Retail Real Estate Trust, Inc. ("Company") to deposit distributions from my (our) interest in stock of the Company into the account listed in Section D of Subscription Agreement at the financial institution indicated in Section D of Subscription Agreement. I further authorize the Company to debit my account noted in Section D of Subscription Agreement in the event that the Company erroneously deposits additional funds to which I am not entitled, provided that such debit shall not exceed the original amount of the erroneous deposit. In the event that I withdraw funds erroneously deposited into my account before the Company reverses such deposit. I agree that the Company has the right to retain any future distributions that I am entitled until the erroneously deposited amounts are recovered by the Company.

Edgar Filing: INLAND WESTERN RETAIL REAL ESTATE TRUST INC - Form POS AM

This authorization is to remain in full force and effect until the Company has received written notice from me of the termination of this authorization in time to allow reasonable opportunity to act on it, or until the Company has sent me written notice of termination of this authorization.

PAGE 2 OF 4

C-2

[INLAND WESTERN(TM) LOGO]

INLAND WESTERN RETAIL REAL ESTATE TRUST, INC.
2901 BUTTERFIELD ROAD, OAK BROOK, ILLINOIS 60523 - 800.826.8228
SUBSCRIPTION AGREEMENT/SIGNATURE PAGE For Prospectus Dated September 15, 2003

Please read this Subscription Agreement/Signature Page and the Terms and Conditions before signing.
Subscriber must read the Subscription Instructions. Residents of AZ, NE, OK, and TX should use the specific Subscription Agreement for these states.

A - INVESTMENT

- (1)a This subscription is in the amount of \$_____ for the purchase of _____ shares of Inland Western Retail Real Estate Trust, Inc. at \$10 per share. Minimum initial investment. 300 shares (100 shares for IRA, Keogh and qualified plan accounts-Iowa requires 300 Shares for IRA accounts; Minnesota requires 200 shares for IRA and qualified plan accounts).
THIS IS AN: / / INITIAL INVESTMENT / / ADDITIONAL INVESTMENT A completed Subscription Agreement is required for each initial and additional investment.
- (1)b / / CHECK THE BOX TO ELECT THE DEFERRED COMMISSION OPTION. (This election must be agreed to by the broker/dealer listed on the following page)
- (1)c / / REGISTERED REPRESENTATIVE NAV PURCHASE

B - TYPE OF OWNERSHIP

NON-CUSTODIAL OWNERSHIP

MAKE CHECK PAYABLE TO: LBNA/ESCROW AGENT FOR IWRRET

- (2)a / / INDIVIDUAL OWNERSHIP - one signature required
- / / TOD (FILL OUT TOD FORM TO EFFECT DESIGNATION)
- / / JOINT TENANTS WITH RIGHT OF SURVIVORSHIP - all parties must sign
- / / COMMUNITY PROPERTY - all parties must sign
- / / TENANTS IN COMMON - all parties must sign
- / / TENANTS BY THE ENTIRETY - all parties must sign
- / / CORPORATE OWNERSHIP - authorized signature required
- / / PARTNERSHIP OWNERSHIP - authorized signature required
- / / LLC OWNERSHIP - authorized signature required
- / / UNIFORM GIFTS TO MINORS ACT - custodian signature required

STATE OF _____ A CUSTODIAN FOR _____
/ / PENSION OR PROFIT SHARING PLAN - trustee signature(s) required
/ / TAXABLE / / EXEMPT UNDER SECTION 501A
NAME OF TRUSTEE OR OTHER ADMINISTRATOR _____

Edgar Filing: INLAND WESTERN RETAIL REAL ESTATE TRUST INC - Form POS AM

// TRUST - trustee or grantor signature(s) required
// TAXABLE // GRANTOR A OR B DATE TRUST ESTABLISHED _____

NAME OF TRUSTEE OR OTHER ADMINISTRATOR _____

// ESTATE - personal representative signature required
// OTHER (SPECIFY) _____

CUSTODIAL OWNERSHIP

MAKE CHECK PAYABLE TO THE CUSTODIAN LISTED BELOW AND SEND ALL PAPERWORK DIRECTLY TO THE CUSTODIAN

(2)a // TRADITIONAL IRA - custodian signature required
// ROTH IRA - custodian signature required
// KEOGH - trustee signature required
// SIMPLIFIED EMPLOYEE PENSION/TRUST (S.E.P.) - trustee signature required
// PENSION OR PROFIT SHARING PLAN - custodian signature required
// TAXABLE // EXEMPT UNDER SECTION 501A
NAME OF CUSTODIAN OR OTHER ADMINISTRATOR _____

// OTHER (SPECIFY) _____

(2)b

NAME OF CUSTODIAN OR TRUSTEE _____
MAILING ADDRESS _____
CITY, STATE, ZIP _____

(2)c CUSTODIAN INFORMATION TO BE COMPLETED By CUSTODIAN LISTED ABOVE

CUSTODIAN TAX ID # ____-_____
CUSTODIAL ACCOUNT # _____
CUSTODIAN TELEPHONE ____-____-_____

C - SUBSCRIBER INFORMATION

(3) SUBSCRIBER
// MR. // MRS. // MS. _____

CO-SUBSCRIBER
// MR. // MRS. // MS. _____

(4) MAILING ADDRESS _____

CITY, STATE & ZIP CODE _____

(5) RESIDENCE ADDRESS
(if different from above)
CITY, STATE & ZIP CODE _____

Edgar Filing: INLAND WESTERN RETAIL REAL ESTATE TRUST INC - Form POS AM

- (6) HOME TELEPHONE _____ BUSINESS TELEPHONE _____
 EMAIL ADDRESS _____
- (7) BIRTH DATE/DATE _____ MM/DD/YYYY CO-SUBSCRIBER BIRTH _____ MM/DD/YYYY
 OF INCORPORATION _____ DATE
- (8) SOCIAL SECURITY # _____ CO-SUBSCRIBER SOCIAL _____
 TAX ID # _____ SECURITY # _____
- (9) PLEASE INDICATE CITIZENSHIP STATUS
 / / U.S. CITIZEN / / RESIDENT ALIEN / / NON-RESIDENT ALIEN
- (10) / / EMPLOYEE OR AFFILIATE

PAGE 3 OF 4

C-3

D - DISTRIBUTION OPTIONS

DISTRIBUTION OPTIONS FOR NON-CUSTODIAL ACCOUNTS

- (11)a / / MAIL TO ADDRESS OF RECORD
- (11)b / / DISTRIBUTION REINVESTMENT PROGRAM: Subscriber elects to participate
 in the Distribution Reinvestment Program described in the Prospectus.
- (11)c / / DISTRIBUTIONS DIRECTED TO:
 / / VIA MAIL COMPLETE INFORMATION BELOW.
 / / VIA ELECTRONIC DEPOSIT (ACH) COMPLETE INFORMATION BELOW. See ACH
 language on page 2 of the instructions. MUST ENCLOSE VOIDED CHECK
 / / CHECKING / / SAVINGS

NAME OF BANK, BROKERAGE FIRM OR INDIVIDUAL

MAILING ADDRESS

CITY, STATE, ZIP

Bank ABA # (For ACH ONLY)
MUST ENCLOSE VOIDED CHECK

Account Number-MUST BE FILLED IN

DISTRIBUTION OPTIONS FOR CUSTODIAL ACCOUNTS

- (12)a / / MAIL TO CUSTODIAL ACCOUNT
- (12)b / / DISTRIBUTION REINVESTMENT PROGRAM: Subscriber elects to participate
 in the Distribution Reinvestment Program described in the Prospectus.

E - SIGNATURE

- (13) THE UNDERSIGNED CERTIFIES, under Penalties of perjury (i) that the
 taxpayer identification number shown on the Subscription
 Agreement/Signature Page is true, correct and complete, and (ii) that he

Edgar Filing: INLAND WESTERN RETAIL REAL ESTATE TRUST INC - Form POS AM

is not subject to backup withholding either because he has not been notified that he is subject to backup withholding as a result of a failure to report all interest or distributions, or the Internal Revenue Service has notified him that he is no longer subject to backup withholding.

The undersigned further acknowledges and/or represents (or in the case of fiduciary accounts, the person authorized to sign on such Investor's behalf) the following:

- (a) acknowledges receipt, not less than five (5) business days prior to the signing of this Subscription Agreement, of the Prospectus of the COMPANY RELATING TO THE SHARES, WHEREIN THE TERMS AND CONDITIONS OF THE OFFERING OF THE SHARES ARE DESCRIBED, including among other things, the restrictions on ownership and transfer of shares, which require, under certain circumstances, that a holder of shares shall give written notice and provide certain information to the Company. (Does not apply to Minnesota residents.)
(b) represents that I (we) either, (i) have a net worth (excluding home, home furnishings and automobiles) of at least \$45,000 and estimate that (without regard to investment in the Company) I (we) have gross income due in the current year of at least \$45,000; or (ii) have a net worth (excluding home, home furnishings and automobiles) of at least \$150,000 or such higher suitability as may be required by certain states and set forth on page 2 hereof, IN THE CASE OF SALES TO FIDUCIARY ACCOUNTS, THE SUITABILITY STANDARDS MUST BE MET BY THE BENEFICIARY THE FIDUCIARY ACCOUNT OR BY THE DONOR OR GRANTOR WHO DIRECTLY OR INDIRECTLY SUPPLIES THE FUNDS FOR THE PURCHASE OF THE SHARES.
(c) represents that the investor is purchasing the shares for his or her own account and if I am (we are) purchasing shares on behalf of a trust or other entity of which I am (we are) trustee(s) or authorized agent(s) I (we) have due authority to execute the Subscription Agreement/Signature Page and do hereby legally bind the trust or other entity of which I am (we are) trustee(s) or authorized agent(s).
(d) acknowledges that the shares are not liquid; (not required for Minnesota or Maine residents)
(e) if an Affiliate of the Company, represents that the shares are being purchased for investment purposes only and not for immediate resale.

X

SIGNATURE REGISTERED OWNER DATE

X

SIGNATURE CO-OWNER (IF APPLICABLE) AUTHORIZED SIGNATURE
(CUSTODIAN OR TRUSTEE IF APPLICABLE)

A SALE OF THE SHARES MAY NOT BE COMPLETED UNTIL AT LEAST FIVE BUSINESS DAYS AFTER THE DATE THE SUBSCRIBER RECEIVES THE PROSPECTUS.

F - BROKER/DEALER-REGISTERED REPRESENTATIVE

- (14) BROKER/DEALER DATA--completed by selling Registered Representative (Please use Rep's address--not home office)

NAME OF REGISTERED REPRESENTATIVE / / MR. / / MRS. / / MS. MAILING ADDRESS

B/D REP ID NUMBER # REGISTERED REPRESENTATIVE'S TE

Edgar Filing: INLAND WESTERN RETAIL REAL ESTATE TRUST INC - Form POS AM

CITY, STATE & ZIP CODE _____
BROKER/DEALER NAME _____
HOME OFFICE MAILING ADDRESS _____
CITY, STATE & ZIP CODE _____
B/D CLIENT ACCOUNT NUMBER #

HAVE YOU CHANGED BROKER/DEALER

REGISTERED REPRESENTATIVE'S E-
X

SIGNATURE--REGISTERED REPRESEN
X

SIGNATURE--BROKER/DEALER (IF A

- (14)a / / DEFERRED COMMISSION OPTION: Requires broker/dealer signature: -----
- (14)b / / REGISTERED REPRESENTATIVE NAV PURCHASE

G - REGISTERED INVESTMENT ADVISOR (RIA)

(15) REGISTERED INVESTMENT ADVISOR (RIA) NO SALES COMMISSIONS ARE PAID ON THESE ACCOUNTS. / / CHECK ONLY IF investment is made through the RIA in its capacity as an RIA and not in its capacity as a Registered Representative, if applicable, whose agreement with the subscriber includes a fixed or "wrap" fee feature for advisory and related brokerage services. If an owner or principal or any member of the RIA firm is an NASD licensed Registered Representative affiliated with a broker/dealer, the transaction should be conducted through that broker/dealer, not through the RIA.

PAGE 4 OF 4

C-4

APPENDIX D

INLAND WESTERN RETAIL REAL ESTATE TRUST, INC.
TRANSFER ON DEATH FORM (T.O.D.)

Use this form to designate a T.O.D. beneficiary(ies).
This form is NOT VALID for IRA accounts.

Please mail this form to:
Inland Securities Corporation
2901 Butterfield Road
Oak Brook, Illinois 60523
Attn: Investor Services

A. INVESTOR INFORMATION

1. Name of registered owner(s), exactly as name(s) appear(s) on stock certificate of subscription agreement:

2. Social Security number(s) of registered owner(s):

Edgar Filing: INLAND WESTERN RETAIL REAL ESTATE TRUST INC - Form POS AM

____-____-____
____-____-____

3. Daytime phone number:

____-____-____

4. State of Residence:

B. TRANSFER ON DEATH DESIGNATION

I authorize Inland Western Retail Real Estate Trust, Inc. to register all of my shares of its common stock in beneficiary form, assigning ownership on my death to my beneficiary(ies). I understand that if more than one beneficiary is listed, percentages for each must be designated. If percentages are not designated, the shares will be divided equally. Percentages must equal 100%.

1. Name of Primary Beneficiary:

2. Social Security Number:

____-____-____

OR Tax Identification Number:

____-_____

3. PERCENTAGE: ____%

1. Name of Primary Beneficiary:

2. Social Security Number:

____-____-____

OR Tax Identification Number:

____-_____

3. PERCENTAGE: ____%

C. SIGNATURE

By signing below, I (we) authorize Inland Western Retail Real Estate Trust, Inc. to register all of my (our) shares of its common stock in T.O.D. form. The designation(s) will be effective on the date of receipt. Accordingly, I (we) hereby revoke any beneficiary designation(s) made previously with respect to my (our) Inland shares, I (we) have reviewed the information set forth below. I, (we) agree on behalf of myself (ourselves) and my (our) heirs, assigns, executors, administrators and beneficiaries to indemnify and hold harmless Inland Western Retail Real Estate, Inc. and any and all of its affiliates, agents, successors and assigns, and their respective directors, officers and employees, from and against any and all claims, liability, damages, actions and expenses arising directly or indirectly but of or resulting from the transfer of my (our) shares in accordance with this T.O.D. designation.

I (we) further understand that Inland Western Retail Estate Trust, Inc. cannot provide any legal advice and I (we) agree to consult with my (our) attorney, if necessary, to make certain that the T.O.D. designation is consistent with my

Edgar Filing: INLAND WESTERN RETAIL REAL ESTATE TRUST INC - Form POS AM

(our) estate and tax planning. Sign exactly as the name(s) appear(s) on the stock certificate or subscription agreement. All registered owners must sign. THIS AUTHORIZATION FORM IS SUBJECT TO THE ACCEPTANCE OF INLAND WESTERN RETAIL REAL ESTATE TRUST, INC.

X _____ X _____
Signature Date Signature Date

TRANSFER ON DEATH INFORMATION

D-1

- A Transfer on Death (T.O.D.) designation transfers ownership of shares to the registered owner's beneficiary(ies) upon death: provided that Inland Western Retail Estate Trust, Inc. receives proof of death and other documentation it deems necessary or appropriate.
- Until the death of the account owner(s), the T.O.D. beneficiary(ies) has (have) no present interest in, or authority over, the T.O.D. account.
- A T.O.D. designation will be accepted only (1) where shares are owned by a natural person and registered in that individual's name or (2) by two or more natural persons as joint tenants with rights of survivorship.
- Accounts registered to trusts, corporations, charities, and other such entities may not declare a T.O.D. designation because they are considered perpetual. These entities, however, may be listed as a beneficiary on a T.O.D. for accounts registered to a natural person.
- A T.O.D. designation made by joint tenants with rights of survivorship does not take effect until the last of all multiple owners dies. The surviving owners may revoke or change the T.O.D. designation at any time.
- If the beneficiary(ies) does (do) not survive the registered owner(s), the shares will be treated as belonging to the decedent's estate.
- A minor may not be named as a beneficiary.
- A T.O.D. designation will not be accepted from residents of Louisiana, New York, North Carolina or Texas.
- A T.O.D. designation and all rights related thereto shall be governed by the laws of the state of Illinois.
- A T.O.D. designation may be voided at any time by Inland Western Retail Real Estate Trust, Inc., in its sole discretion, if there is any doubt as to the validity or effectiveness of a T.O.D. designation.

INLAND WESTERN RETAIL REAL ESTATE TRUST, INC.

D-2

APPENDIX E1

LETTER OF DIRECTION

_____, 20__

Edgar Filing: INLAND WESTERN RETAIL REAL ESTATE TRUST INC - Form POS AM

Inland Real Estate Investment Corporation
2901 Butterfield Road
Oak Brook, Illinois 60523

RE: Registered Investment Advisory Fees
Account No. _____ ("Account")

You are hereby instructed and authorized by me to deduct advisory fees payable to _____, my registered investment advisor, in the following amount from my Account, and to pay such amount by wire transfer in immediately available funds to my registered investment advisor, upon each distribution by Inland Western Retail Real Estate Trust, Inc. (the "Company") on my Account, as payment for my registered investment advisor's advisory fees (select only one).

- (1) \$_____; OR
- (2) _____% Annual Fee (calculated on a monthly basis) of the Asset Value to be paid by the Company on my Account.

I understand and acknowledge that any and all advisory fees payable to my registered investment advisor are my sole responsibility and you are paying the amounts directed by me as an accommodation.

This letter shall serve as an irrevocable instruction to you to pay such advisory fees from my Account until such time as I provide you with written notice of my election to revoke this instruction.

Sincerely,

E1-1

APPENDIX E2

NOTICE OF REVOCATION

_____, 20__

Inland Real Estate Investment Corporation
2901 Butterfield Road
Oak Brook, Illinois 60523

RE: Revocation of Instruction
Account No. _____ ("Account")

This letter shall serve as notice to you of my revocation of my instruction to you to deduct advisory fees from my Account any pay such fees directly to _____, my registered investment advisor, pursuant to my letter to you dated _____.

I hereby instruct you to cease any and all future deductions from my Account for the purpose of such advisory fee payments. I understand and acknowledge that this revocation will be effective within one business day of receipt by you.

Sincerely,

E2-1

APPENDIX G

PRIVACY POLICY NOTICE

INLAND WESTERN RETAIL REAL ESTATE TRUST, INC.
PRIVACY POLICY

OUR COMMITMENT TO PROTECTING YOUR PRIVACY. We consider customer privacy to be fundamental to our relationship with our shareholders. In the course of servicing your account, we collect personal information about you ("NONPUBLIC PERSONAL INFORMATION"). We collect this information to know who you are so that we can provide you with products and services that meet your particular financial and investing needs, and to meet our obligations under the laws and regulations that govern us.

Throughout our history we have been, and we remain, committed to maintaining the confidentiality, integrity and security of our shareholders' personal information. It is our policy to respect the privacy of our current and former shareholders and to protect the personal information entrusted to us. This Privacy Policy (the "POLICY") describes the standards we follow for handling your personal information, with the dual goals of meeting your financial needs while respecting your privacy.

This Policy applies to the Inland family of companies, which includes Inland Western Retail Real Estate Trust, Inc.

1. Information We May Collect

We may collect nonpublic personal information about you from three sources:

- Information on applications, subscription agreements or other forms. This category may include your name, address, tax identification number, age, marital status, number of dependents, assets, debts, income, employment history, beneficiary information and personal bank account information.
- Information about your transactions with us, our affiliates and others such as: the types of products you purchase, your account balances, margin loan history and payment history.
- Information obtained from others, such as from consumer credit reporting agencies. This may include information about your creditworthiness, financial circumstances and credit history, including any bankruptcies and foreclosures.

2. Persons to Whom We May Disclose Information

We may disclose all three types of nonpublic personal information about you to the unaffiliated third parties and in the circumstances described below, as permitted by applicable laws and regulations.

- Companies with whom we have contracted to provide account-related services, such as statement preparation, execution services, custodial services, and report preparation. (Every contract with each of these service providers prohibits the service provider from disclosing or using your nonpublic personal information for any purpose except to provide the service for which we have contracted.)
- Our lawyers, accountants, auditors, regulators, advisors, and quality-control consultants.

- If we suspect fraud.
- To protect the security of our records, Web site and telephone customer service center.
- Information you have authorized us to disclose.

3. Protecting Your Information

G-1

Our employees are required to follow the procedures we have developed to protect the integrity of your information. These procedures include:

- Restricting physical and other access to your nonpublic personal information to persons with a legitimate business need to know the information in order to service your account.
- Contractually obligating third parties doing business with us to comply with all applicable privacy and security laws.
- Providing information to you only after we have used reasonable efforts to assure ourselves of your identity by asking for and receiving from you information only you should know.
- Maintaining reasonably adequate physical, electronic and procedural safeguards to protect your information.

4. Former Customers

We treat information concerning our former customers the same way we treat information about our current customers.

5. Keeping You Informed

We will send you a copy of this Policy annually. We will also send you all changes to this Policy as they occur. You have the right to "opt out" of this policy by notifying us in writing.

QUESTIONS? If you have any questions about this Policy, please do not hesitate to call Roberta Matlin at 630-218-8000.

G-2

[INLAND WESTERN (TM) LOGO]
Retail Real Estate Trust, Inc.

Up to 270,000,000 shares

Inland Western Retail Real Estate Trust, Inc.

Common Stock

PROSPECTUS

 [-], 2004

Inland Securities Corporation

You should rely only on the information contained in this prospectus. No dealer, salesperson or other person is authorized to make any representations other than those contained in the prospectus and supplemental literature authorized by Inland Western Retail Real Estate Trust, Inc. and referred to in this prospectus, and, if given or made, such information and representations must not be relied upon. This prospectus is not an offer to sell nor is it seeking an offer to buy these securities in any jurisdiction where the offer or sale is not permitted. The information contained in this prospectus is accurate only as of the date of this prospectus, regardless of the time of delivery of this prospectus or any sale of these securities. You should not assume that the delivery of this prospectus or that any sale made pursuant to this prospectus implies that the information contained in this prospectus will remain fully accurate and correct as of any time subsequent to the date of this prospectus.

Until, _____ 2004 (40 days after the date of this prospectus), all dealers that effect transactions in these securities, whether or not participating in this offering, may be required to deliver a prospectus. This is in addition to the dealer's obligation to deliver a prospectus when acting as soliciting dealers with respect to their unsold allotments or subscriptions.

PART II

INFORMATION NOT REQUIRED IN PROSPECTUS

ITEM 31. OTHER EXPENSES OF ISSUANCE AND DISTRIBUTION.

The following table sets forth the expenses (other than selling commissions) incurred by us while issuing and distributing the securities registered pursuant to this Registration Statement. All amounts other than the SEC registration fee and NASD filing fee are estimates.

| | Initial Offering ----- | Second Of ----- |
|---|---------------------------|--------------------|
| Securities and Exchange Commission Registration Fee | \$ 228,621 | \$ |
| NASD Filing Fee | \$ 31,435 | \$ |
| Printing and Mailing Expenses | \$ 522,749 | \$ |
| Blue Sky Fees and Expenses | \$ 519,779 | \$ |
| Legal Fees and Expenses | \$ 548,878 | \$ |
| Accounting Fees and Expenses | \$ 229,183 | \$ |
| Advertising and Sales Literature | \$ 4,897,657 | \$ |
| Due Diligence | \$ 344,067 | \$ |
| Transfer agent fees | \$ 161,909 | \$ |
| Data processing fees | \$ 67,098 | \$ |
| Bank fees and other administrative expenses | \$ 432,883 | \$ |
| | ----- | ----- |
| Total | \$ 8,020,259 | \$ |

* As December 31, 2004

Edgar Filing: INLAND WESTERN RETAIL REAL ESTATE TRUST INC - Form POS AM

ITEM 32. SALES TO SPECIAL PARTIES.

Our employees and associates and those of our affiliates are permitted to purchase shares net of sales commissions and the marketing contribution and due diligence expense allowance fee or for \$8.95 per share.

ITEM 33. RECENT SALES OF UNREGISTERED SECURITIES.

As of March 14, 2005, we have sold the following securities for the following aggregate offering prices: In March 2003, Inland Western Retail Real Estate Advisory Services, Inc., the advisor, purchased from us 20,000 shares for \$10 per share, for an aggregate purchase price of \$200,000 in connection with our organization. No sales commissions or other consideration was paid in connection with such sales. The sales were consummated without registration under the Act in reliance upon Rule 506 of Regulation D and the exemption from registration in Section 4(2) of the Securities Act as transactions not involving any public offering.

Options to purchase an aggregate of 15,000 shares at an exercise price of \$8.95 per share have been granted to the Independent Directors pursuant to the Independent Director Stock Option Plan (options to purchase 3,000 shares as to each of the five independent directors plus options for 500 shares each on the date of the first annual meeting). None of such options have been exercised. Therefore, no shares have been issued in connection with such options.

II-1

ITEM 34. INDEMNIFICATION OF DIRECTORS AND OFFICERS.

Article XV of our articles of incorporation provides as follows:

SECTION 3. INDEMNIFICATION

(a) Subject to paragraphs (b), (c) and (d) of this Section 3, we shall, to the fullest extent permitted by Maryland statutory or decisional law, as amended or interpreted and, without limiting the generality of the foregoing, in accordance with Section 2-418 of the Maryland General Corporation Law, indemnify and pay, advance, or reimburse reasonable expenses to any Director, officer, employee and agent of the Company and the Advisor and its Affiliates (each an "Indemnified Party").

(b) As long as we qualify as a REIT, it shall not indemnify nor pay, advance or reimburse expenses to an Indemnified Party unless: (i) Directors have determined, in good faith, that the course of conduct which caused the loss or liability was in our best interests; (ii) the Indemnified Party was acting on behalf of or performing services on the part of the Company; (iii) such liability or loss was not the result of negligence or misconduct on the part of the Indemnified Party except that in the event the Indemnified Party is or was an Independent Director, such liability or loss shall not have been the result of gross negligence or willful misconduct; and (iv) such indemnification or agreement to be held harmless is recoverable only out of our Net Assets and not from the Stockholders.

(c) As long as we qualify as a REIT and notwithstanding anything to the contrary in Section 3(b) of this Article XV, the Company shall not indemnify a Director, officer, employee or agent of ours or the Advisor or its Affiliates for losses, liabilities or expenses arising from or out of an alleged violation of federal or state securities laws by such party unless one or more of the following conditions are met: (i) there has been a successful adjudication on the merits of each count involving alleged securities law violations as to the

Edgar Filing: INLAND WESTERN RETAIL REAL ESTATE TRUST INC - Form POS AM

particular Indemnified Party; (ii) such claims have been dismissed with prejudice on the merits by a court of competent jurisdiction as to the particular Indemnified Party; or (iii) a court of competent jurisdiction approves a settlement of the claims and finds that indemnification of the settlement and related costs should be made and the court considering the request has been advised of the position of the Securities and Exchange Commission (the "Commission") and the published opinions of any state securities regulatory authority in which securities of ours were offered or sold as to indemnification for violations of securities laws.

(d) We may advance amounts to an Indemnified Party for legal and other expenses and costs incurred as a result of any legal action for which indemnification is being sought only in accordance with Section 2-418 of the Maryland General Corporation Law, and, as long as we qualify as a REIT, only if all of the following conditions are satisfied: (i) the legal action relates to acts or omissions with respect to the performance of duties or services by the Indemnified Party for or on our behalf; (ii) the legal action is initiated by a third party who is not a Stockholder or the legal action is initiated by a Stockholder acting in his or her capacity as such and a court of competent jurisdiction specifically approves such advancement; and (iii) the Indemnified Party receiving such advances undertakes in writing to repay the advanced funds to us, together with the applicable legal rate of interest thereon, in cases in which such party is found not to be entitled to indemnification.

(e) We shall have the power to purchase and maintain insurance or provide similar protection on behalf of an Indemnified Party against any liability asserted which was incurred in any such capacity with us or arising out of such status; provided, however, that we shall not incur the costs of any liability insurance which insures any person against liability for which he, she or it could not be indemnified under these Articles. Nothing contained herein shall constitute a waiver by any Indemnified Party of any right which he, she or it may have against any party under federal or state securities laws. We shall also have power to enter into any contract for indemnity and advancement of expenses with an officer, employee or agent who is not a Director to such further extent consistent with law.

II-2

Our article of incorporation authorize and direct us to indemnify, and pay or reimburse reasonable expenses to, any director, officer, employee or agent we employ to the fullest extent provided by Maryland law. The Maryland General Corporation Law provides that a Maryland corporation may indemnify a director, officer, employee or agent made a party to any proceeding by reason of service in that capacity unless it has been established that (1) the act or omission was material to the matter giving rise to the proceeding and (a) was committed in bad faith or (b) was the result of active and deliberate dishonesty; or (2) the individual actually received an improper personal benefit in money, property, or services; or (3) in the case of a criminal proceeding, the individual had reasonable cause to believe that the act or omission was unlawful.

The Bylaws provide that neither the amendment, nor the repeal, nor the adoption of any other provision of the articles of incorporation or the bylaws will apply to or affect, in any respect, the Indemnitee's right to indemnification for actions or failures to act which occurred prior to such amendment, repeal or adoption.

To the extent that the indemnification may apply to liabilities arising under the Act, we have been advised that, in the opinion of the Securities and Exchange Commission, such indemnification is contrary to public policy and, therefore, unenforceable.

Edgar Filing: INLAND WESTERN RETAIL REAL ESTATE TRUST INC - Form POS AM

We entered into separate indemnification agreements with each of our directors and some of our executive officers. The indemnification agreements require, among other things, that we indemnify the directors and officers to the fullest extent permitted by law, and advance to the directors and officers all related expenses, subject to reimbursement if it is subsequently determined that indemnification is not permitted. We must also indemnify and advance all expenses incurred by directors and officers seeking to enforce their rights under the indemnification agreements and cover directors and officers under our Directors' and officers' liability insurance, if any. Although the form of indemnification agreement offers substantially the same scope of coverage afforded by provisions in the articles of incorporation and the Bylaws, as a contract, it cannot be unilaterally modified by the board or by the stockholders to eliminate the rights it provides.

ITEM 35. TREATMENT OF PROCEEDS FROM STOCK BEING REGISTERED.

Inapplicable.

II-3

ITEM 36. FINANCIAL STATEMENTS AND EXHIBITS.

(a) FINANCIAL STATEMENTS.

The following financial statements were previously filed as part of the registration statement in the prospectus and are incorporated herein by reference:

1. INLAND WESTERN RETAIL REAL ESTATE TRUST, INC.:
 - (a) Report of Independent Registered Public Accounting Firm
 - (b) Consolidated Balance Sheet at December 31, 2003 (audited)
 - (c) Consolidated Statement of Operations for the period from March 5, 2003 (inception) to December 31, 2003 (audited)
 - (d) Consolidated Statement of Stockholders' Equity for the period from March 5, 2003 (inception) to December 31, 2003 (audited)
 - (e) Consolidated Statement of Cash Flows for the period from March 5, 2003 (inception) to December 31, 2003 (audited)
 - (f) Notes to Consolidated Financial Statements (audited)
 - (g) Consolidated Balance Sheets at September 30, 2004 (unaudited) and December 31, 2003 (audited)
 - (h) Consolidated Statements of Operations for the three and nine months ended September 30, 2004, three months ended September 30, 2003, and the period from March 5, 2003 (inception) through September 30, 2003 (unaudited)
 - (i) Consolidated Statement of Stockholders' Equity for the nine month period ended September 30, 2004 (unaudited)
 - (j) Consolidated Statements of Cash Flows for nine months ended September 30, 2004, and the period from March 5, 2003 (inception) to September 30, 2003 (unaudited)
 - (k) Notes to Consolidated Financial Statements (unaudited)

Edgar Filing: INLAND WESTERN RETAIL REAL ESTATE TRUST INC - Form POS AM

- (l) Pro Forma Consolidated Balance Sheet (unaudited) at September 30, 2004
 - (m) Notes to Pro Forma Consolidated Balance Sheet (unaudited) at September 30, 2004
 - (n) Pro Forma Consolidated Statement of Operations (unaudited) for the nine months ended September 30, 2004
 - (o) Notes to Pro Forma Consolidated Statement of Operations (unaudited) for the nine months ended September 30, 2004
 - (p) Pro Forma Consolidated Statement of Operations (unaudited) for the year ended December 31, 2003
 - (q) Notes to Pro Forma Consolidated Statement of Operations (unaudited) for the year ended December 31, 2003
2. SHOPS AT PARK PLACE:
- (a) Independent Auditors' Report
 - (b) Historical Summary of Gross Income and Direct Operating Expenses for the year ended December 31, 2002 and nine months ended September 30, 2003 (unaudited)
 - (c) Notes to the Historical Summary of Gross Income and Direct Operating Expenses for the year ended December 31, 2002 and nine months ended September 30, 2003 (unaudited)
- II-4
3. DARIEN TOWNE CENTER:
- (a) Independent Auditors' Report
 - (b) Historical Summary of Gross Income and Direct Operating Expenses for the year ended December 31, 2002
 - (c) Notes to the Historical Summary of Gross Income and Direct Operating Expenses for the year ended December 31, 2002
4. PROPERTIES ACQUIRED FROM THOMAS ENTERPRISES IN 2003:
- (a) Independent Auditors' Report
 - (b) Combined Historical Summary of Gross Income and Direct Operating Expenses for the year ended December 31, 2003
 - (c) Notes to the Combined Historical Summary of Gross Income and Direct Operating Expenses for the year ended December 31, 2003
5. STONY CREEK MARKETPLACE:
- (a) Historical Summary of Gross Income and Direct Operating Expenses for the year ended December 31, 2003 (unaudited)
 - (b) Notes to the Historical Summary of Gross Income and Direct Operating Expenses for the year ended December 31, 2003 (unaudited)
6. HICKORY RIDGE:

Edgar Filing: INLAND WESTERN RETAIL REAL ESTATE TRUST INC - Form POS AM

- (a) Independent Auditors' Report
 - (b) Historical Summary of Gross Income and Direct Operating Expenses for the year ended December 31, 2003
 - (c) Notes to the Historical Summary of Gross Income and Direct Operating Expenses for the year ended December 31, 2003
7. CORWEST PLAZA:
- (a) Independent Auditors' Report
 - (b) Historical Summary of Gross Income and Direct Operating Expenses for the period from May 29, 2003 through December 31, 2003
 - (c) Notes to the Historical Summary of Gross Income and Direct Operating Expenses for the period from May 29, 2003 through December 31, 2003
8. METRO SQUARE CENTER (SUPERVALUE) :
- (a) Independent Auditors' Report
 - (b) Historical Summary of Gross Income and Direct Operating Expenses for the year ended December 31, 2003
 - (c) Notes to the Historical Summary of Gross Income and Direct Operating Expenses for the year ended December 31, 2003
9. LARKSPUR LANDING:
- (a) Independent Auditors' Report
- II-5
- (b) Historical Summary of Gross Income and Direct Operating Expenses for the year ended December 31, 2003
 - (c) Notes to the Historical Summary of Gross Income and Direct Operating Expenses for the year ended December 31, 2003
10. NORTH RANCH PAVILION:
- (a) Independent Auditors' Report
 - (b) Historical Summary of Gross Income and Direct Operating Expenses for the year ended December 31, 2003
 - (c) Notes to the Historical Summary of Gross Income and Direct Operating Expenses for the year ended December 31, 2003
11. LA PLAZA DEL NORTE:
- (a) Independent Auditors' Report
 - (b) Historical Summary of Gross Income and Direct Operating Expenses for the year ended December 31, 2003
 - (c) Notes to the Historical Summary of Gross Income and Direct Operating Expenses for the year ended December 31, 2003

Edgar Filing: INLAND WESTERN RETAIL REAL ESTATE TRUST INC - Form POS AM

12. MACARTHUR CROSSING:

- (a) Independent Auditors' Report
- (b) Historical Summary of Gross Income and Direct Operating Expenses for the year ended December 31, 2003
- (c) Notes to the Historical Summary of Gross Income and Direct Operating Expenses for the year ended December 31, 2003

13. PROMENADE AT RED CLIFF:

- (a) Independent Auditors' Report
- (b) Historical Summary of Gross Income and Direct Operating Expenses for the year ended December 31, 2003
- (c) Notes to the Historical Summary of Gross Income and Direct Operating Expenses for the year ended December 31, 2003

14. PEORIA CROSSINGS:

- (a) Independent Auditors' Report
- (b) Historical Summary of Gross Income and Direct Operating Expenses for the year ended December 31, 2003
- (c) Notes to the Historical Summary of Gross Income and Direct Operating Expenses for the year ended December 31, 2003

15. DORMAN CENTRE:

- (a) Independent Auditors' Report
- (b) Historical Summary of Gross Income and Direct Operating Expenses for the year ended December 31, 2003
- (c) Notes to the Historical Summary of Gross Income and Direct Operating Expenses for the year ended December 31, 2003

II-6

16. HERITAGE TOWNE CROSSING:

- (a) Independent Auditors' Report
- (b) Historical Summary of Gross Income and Direct Operating Expenses for the year ended December 31, 2003
- (c) Notes to the Historical Summary of Gross Income and Direct Operating Expenses for the year ended December 31, 2003

17. PARADISE VALLEY MARKETPLACE:

- (a) Independent Auditors' Report
- (b) Historical Summary of Gross Income and Direct Operating Expenses for the year ended December 31, 2003 and the three months ended March 31, 2004 (unaudited)
- (c) Notes to Historical Summary of Gross Income and Direct Operating

Edgar Filing: INLAND WESTERN RETAIL REAL ESTATE TRUST INC - Form POS AM

Expenses for the year ended December 31, 2003 and the three months ended March 31, 2004 (unaudited)

18. BEST ON THE BOULEVARD:

- (a) Independent Auditors' Report
- (b) Historical Summary of Gross Income and Direct Operating Expenses for the year ended December 31, 2003 and the three months ended March 31, 2004 (unaudited)
- (c) Notes to Historical Summary of Gross Income and Direct Operating Expenses for the year ended December 31, 2003 and the three months ended March 31, 2004 (unaudited)

19. BLUEBONNET PARC:

- (a) Independent Auditors' Report
- (b) Historical Summary of Gross Income and Direct Operating Expenses for the year ended December 31, 2003 and the three months ended March 31, 2004 (unaudited)
- (c) Notes to Historical Summary of Gross Income and Direct Operating Expenses for the year ended December 31, 2003 and the three months ended March 31, 2004 (unaudited)

20. NORTH RIVERS TOWN CENTER:

- (a) Independent Auditors' Report
- (b) Historical Summary of Gross Income and Direct Operating Expenses for the period of October 1, 2003 (commencement of operations) to December 31, 2003 and the three months ended March 31, 2004 (unaudited)
- (c) Notes to Historical Summary of Gross Income and Direct Operating Expenses for the period of October 1, 2003 (commencement of operations) to December 31, 2003 and the three months ended March 31, 2004 (unaudited)

21. ARVADA MARKETPLACE AND CONNECTION:

- (a) Independent Auditors' Report
- (b) Combined Historical Summary of Gross Income and Direct Operating Expenses for the year ended December 31, 2003 and the three months ended March 31, 2004 (unaudited)
- (c) Notes to Combined Historical Summary of Gross Income and Direct Operating Expenses for the year ended December 31, 2003 and the three months ended March 31, 2004 (unaudited)

II-7

22. EASTWOOD TOWNE CENTER:

- (a) Independent Auditors' Report
- (b) Historical Summary of Gross Income and Direct Operating Expenses for the year ended December 31, 2003 and the three months ended March 31,

Edgar Filing: INLAND WESTERN RETAIL REAL ESTATE TRUST INC - Form POS AM

2004 (unaudited)

- (c) Notes to Historical Summary of Gross Income and Direct Operating Expenses for the year ended December 31, 2003 and the three months ended March 31, 2004 (unaudited)

23. WATAUGA PAVILION:

- (a) Independent Auditors' Report
- (b) Historical Summary of Gross Income and Direct Operating Expenses for the period of August 15, 2003 (commencement of operations) to December 31, 2003 and the three months ended March 31, 2004 (unaudited)
- (c) Notes to the Historical Summary of Gross Income and Direct Operating Expenses for the period of August 15, 2003 (commencement of operations) to December 31, 2003 and the three months ended March 31, 2004 (unaudited)

24. NORTHPOINTE PLAZA:

- (a) Independent Auditors' Report
- (b) Historical Summary of Gross Income and Direct Operating Expenses for the year ended December 31, 2003 and the three months ended March 31, 2004 (unaudited)
- (c) Notes to Historical Summary of Gross Income and Direct Operating Expenses for the year ended December 31, 2003 and the three months ended March 31, 2004 (unaudited)

25. PLAZA SANTA FE II:

- (a) Independent Auditors' Report
- (b) Historical Summary of Gross Income and Direct Operating Expenses for the year ended December 31, 2003 and the three months ended March 31, 2004 (unaudited)
- (c) Notes to the Historical Summary of Gross Income and Direct Operating Expenses for the year ended December 31, 2003 and the three months ended March 31, 2004 (unaudited)

26. PINE RIDGE PLAZA:

- (a) Independent Auditors' Report
- (b) Historical Summary of Gross Income and Direct Operating Expenses for the year ended December 31, 2003
- (c) Notes to the Historical Summary of Gross Income and Direct Operating Expenses for the year ended December 31, 2003

27. HUEBNER OAKS CENTER:

- (a) Independent Auditors' Report
- (b) Historical Summary of Gross Income and Direct Operating Expenses for the year ended December 31, 2003 and the three months ended March 31, 2004 (unaudited)

Edgar Filing: INLAND WESTERN RETAIL REAL ESTATE TRUST INC - Form POS AM

- (c) Notes to Historical Summary of Gross Income and Direct Operating Expenses for the year ended December 31, 2003 and the three months ended March 31, 2004 (unaudited)

II-8

28. JOHN'S CREEK VILLAGE:

- (a) Independent Auditors' Report
- (b) Historical Summary of Gross Income and Direct Operating Expenses for the period from September 21, 2003 (commencement of operations) to December 31, 2003 and the six months ended June 30, 2004 (unaudited) December 31, 2003 and the six months ended June 30, 2004 (unaudited)
- (c) Notes to Historical Summary of Gross Income and Direct Operating Expenses for the period from September 21, 2003 (commencement of operations) to December 31, 2003 and the six months ended June 30, 2004 (unaudited)

29. LAKEWOOD TOWN CENTER:

- (a) Independent Auditors' Report
- (b) Historical Summary of Gross Income and Direct Operating Expenses for the year ended December 31, 2003 and the six months ended June 30, 2004 (unaudited)
- (c) Notes to Historical Summary of Gross Income and Direct Operating Expenses for the year ended December 31, 2003 and the six months ended June 30, 2004 (unaudited)

30. FULLERTON METROCENTER:

- (a) Independent Auditors' Report
- (b) Historical Summary of Gross Income and Direct Operating Expenses for the year ended December 31, 2003 and the six months ended June 30, 2004 (unaudited)
- (c) Notes to Historical Summary of Gross Income and Direct Operating Expenses for the year ended December 31, 2003 and the six months ended June 30, 2004 (unaudited)

31. DAVIS TOWNE CROSSING:

- (a) Independent Auditors' Report
- (b) Historical Summary of Gross Income and Direct Operating Expenses for the period from July 18, 2003 (commencement of operations) to December 31, 2003 and the six months ended June 30, 2004 (unaudited)
- (c) Notes to Historical Summary of Gross Income and Direct Operating Expenses for the period from July 18, 2003 (commencement of operations) to December 31, 2003 and the six months ended June 30, 2004 (unaudited)

32. NORTHGATE NORTH:

- (a) Independent Auditors' Report

Edgar Filing: INLAND WESTERN RETAIL REAL ESTATE TRUST INC - Form POS AM

- (b) Historical Summary of Gross Income and Direct Operating Expenses for the year ended December 31, 2003 and the six months ended June 30, 2004 (unaudited)
- (c) Notes to Historical Summary of Gross Income and Direct Operating Expenses for the year ended December 31, 2003 and the six months ended June 30, 2004 (unaudited)

33. CRANBERRY SQUARE:

- (a) Independent Auditors' Report
- (b) Historical Summary of Gross Income and Direct Operating Expenses for the year ended December 31, 2003 and the six months ended June 30, 2004 (unaudited)

II-9

- (c) Notes to Historical Summary of Gross Income and Direct Operating Expenses for the year ended December 31, 2003 and the six months ended June 30, 2004 (unaudited)

34. GATEWAY PLAZA SHOPPING CENTER:

- (a) Independent Auditors' Report
- (b) Historical Summary of Gross Income and Direct Operating Expenses for the year ended December 31, 2003 and the six months ended June 30, 2004 (unaudited)
- (c) Notes to Historical Summary of Gross Income and Direct Operating Expenses for the year ended December 31, 2003 and the six months ended June 30, 2004 (unaudited)

35. SAFEWAY PLAZA AT MARYSVILLE:

- (a) Independent Auditors' Report
- (b) Historical Summary of Gross Income and Direct Operating Expenses for the year ended December 31, 2003 and the six months ended June 30, 2004 (unaudited)
- (c) Notes to Historical Summary of Gross Income and Direct Operating Expenses for the year ended December 31, 2003 and the six months ended June 30, 2004 (unaudited)

36. FORKS TOWN CENTER:

- (a) Independent Auditors' Report
- (b) Historical Summary of Gross Income and Direct Operating Expenses for the year ended December 31, 2003 and the six months ended June 30, 2004 (unaudited)
- (c) Notes to Historical Summary of Gross Income and Direct Operating Expenses for the year ended December 31, 2003 and the six months ended June 30, 2004 (unaudited)

37. CAPITAL CENTRE, LLC, GATEWAY VILLAGE LIMITED PARTNERSHIP, BEL AIR SQUARE JOINT VENTURE, TOWSON CIRCLE JOINT VENTURE LLP AND REISTERSTOWN PLAZA HOLDINGS, LLC:

Edgar Filing: INLAND WESTERN RETAIL REAL ESTATE TRUST INC - Form POS AM

- (a) Independent Auditors' Report
- (b) Combined Historical Summary of Gross Income and Direct Operating Expenses for the year ended December 31, 2003 and the six months ended June 30, 2004 (unaudited)
- (c) Notes to the Combined Historical Summary of Gross Income and Direct Operating Expenses for the year ended December 31, 2003 and the six months ended June 30, 2004 (unaudited)

38. THE SHOPS AT BOARDWALK:

- (a) Independent Auditors' Report
- (b) Historical Summary of Gross Income and Direct Operating Expenses for the period from May 30, 2003 (commencement of operations) to December 31, 2003 and the six months ended June 30, 2004 (unaudited)
- (c) Notes to the Historical Summary of Gross Income and Direct Operating Expenses for the period from May 30, 2003 (commencement of operations) to December 31, 2003 and the six months ended June 30, 2004 (unaudited)

39. MANCHESTER MEADOWS:

- (a) Independent Auditors' Report
- (b) Historical Summary of Gross Income and Direct Operating Expenses for the year ended December 31, 2003 and the six months ended June 30, 2004 (unaudited)

II-10

- (c) Notes to the Historical Summary of Gross Income and Direct Operating Expenses for the year ended December 31, 2003 and the six months ended June 30, 2004 (unaudited)

40. GOVERNOR'S MARKETPLACE:

- (a) Independent Auditors' Report
- (b) Combined Historical Summary of Gross Income and Direct Operating Expenses for the year ended December 31, 2003 and the six months ended June 30, 2004 (unaudited)
- (c) Notes to the Combined Historical Summary of Gross Income and Direct Operating Expenses for the year ended December 31, 2003 and the six months ended June 30, 2004 (unaudited)

41. MITCHELL RANCH PLAZA:

- (a) Independent Auditors' Report
- (b) Historical Summary of Gross Income and Direct Operating Expenses for the period from June 30, 2003 (commencement of operations) to December 31, 2003 and the six months ended June 30, 2004 (unaudited)
- (c) Notes to the Historical Summary of Gross Income and Direct Operating Expenses for the period from June 30, 2003 (commencement of operations) to December 31, 2003 and the six months ended June 30,

Edgar Filing: INLAND WESTERN RETAIL REAL ESTATE TRUST INC - Form POS AM

2004 (unaudited)

42. THE COLUMNS:

- (a) Independent Auditors' Report
- (b) Historical Summary of Gross Income and Direct Operating Expenses for the period from October 8, 2003 (commencement of operations) to December 31, 2003 and the six months ended June 30, 2004 (unaudited)
- (c) Notes to the Historical Summary of Gross Income and Direct Operating Expenses for the period from October 8, 2003 (commencement of operations) to December 31, 2003 and the six months ended June 30, 2004 (unaudited)

43. SAUCON VALLEY SQUARE:

- (a) Independent Auditors' Report
- (b) Historical Summary of Gross Income and Direct Operating Expenses for the year ended December 31, 2003 and the six months ended June 30, 2004 (unaudited)
- (c) Notes to the Historical Summary of Gross Income and Direct Operating Expenses for the year ended December 31, 2003 and the six months ended June 30, 2004 (unaudited)

44. LINCOLN PARK:

- (a) Independent Auditors' Report
- (b) Historical Summary of Gross Income and Direct Operating Expenses for the year ended December 31, 2003 and the six months ended June 30, 2004 (unaudited)
- (c) Notes to the Historical Summary of Gross Income and Direct Operating Expenses for the year ended December 31, 2003 and the six months ended June 30, 2004 (unaudited)

45. SHOPPES AT PROMINENCE POINT:

- (a) Historical Summary of Gross Income and Direct Operating Expenses for the period of March 1, 2004 (commencement of operations) through June 30, 2004 (unaudited)

II-11

- (b) Notes to the Historical Summary of Gross Income and Direct Operating Expenses for the period of March 1, 2004 (commencement of operations) through June 30, 2004 (unaudited)

46. LOW COUNTRY VILLAGE:

- (a) Historical Summary of Gross Income and Direct Operating Expenses for the period of February 1, 2004 (commencement of operations) through June 30, 2004 (unaudited)
- (b) Notes to the Historical Summary of Gross Income and Direct Operating Expenses for the period of February 1, 2004 (commencement of operations) through June 30, 2004 (unaudited)

Edgar Filing: INLAND WESTERN RETAIL REAL ESTATE TRUST INC - Form POS AM

47. SHOPPES AT DALLAS:

- (a) Historical Summary of Gross Income and Direct Operating Expenses for the period of March 1, 2004 (commencement of operations) through June 30, 2004 (unaudited)
- (b) Notes to the Historical Summary of Gross Income and Direct Operating Expenses for the period of March 1, 2004 (commencement of operations) through June 30, 2004 (unaudited)

48. DORMAN CENTRE - PHASE II:

- (a) Historical Summary of Gross Income and Direct Operating Expenses for the period of March 15, 2004 (commencement of operations) through June 30, 2004 (unaudited)
- (b) Notes to the Historical Summary of Gross Income and Direct Operating Expenses for the period of March 15, 2004 (commencement of operations) through June 30, 2004 (unaudited)

49. VILLAGE SHOPPES AT SIMONTON:

- (a) Historical Summary of Gross Income and Direct Operating Expenses for the period of May 1, 2004 (commencement of operations) through June 30, 2004 (unaudited)
- (b) Notes to the Historical Summary of Gross Income and Direct Operating Expenses for the period of May 1, 2004 (commencement of operations) through June 30, 2004 (unaudited)

50. HARVEST TOWN CENTER:

- (a) Historical Summary of Gross Income and Direct Operating Expenses for the period of March 15, 2004 (commencement of operations) through June 30, 2004 (unaudited)
- (b) Notes to the Historical Summary of Gross Income and Direct Operating Expenses for the period of March 15, 2004 (commencement of operations) through June 30, 2004 (unaudited)

51. BED, BATH & BEYOND PLAZA:

- (a) Historical Summary of Gross Income and Direct Operating Expenses for the period of March 3, 2004 (commencement of operations) through June 30, 2004 (unaudited)
- (b) Notes to the Historical Summary of Gross Income and Direct Operating Expenses for the period of March 3, 2004 (commencement of operations) through June 30, 2004 (unaudited)

52. AZALEA SQUARE:

- (a) Independent Auditors' Report
- (b) Historical Summary of Gross Income and Direct Operating Expenses for the period of July 4, 2003 (commencement of operations) through December 31, 2003 and the nine months ended September 30, 2004 (unaudited)
- (c) Notes to the Historical Summary of Gross Income and Direct Operating Expenses for the period of July 4, 2003 (commencement of operations) through December 31, 2003 and the nine months ended

Edgar Filing: INLAND WESTERN RETAIL REAL ESTATE TRUST INC - Form POS AM

September 30, 2004

II-12

(unaudited)

53. PROPERTIES ACQUIRED FROM BAYER PROPERTIES, INC:
- (a) Independent Auditors' Report
 - (b) Combined Historical Summary of Gross Income and Direct Operating Expenses for the year ended December 31, 2003 and the nine months ended September 30, 2004 (unaudited)
 - (c) Notes to the Combined Historical Summary of Gross Income and Direct Operating Expenses for the year ended December 31, 2003 and the nine months ended September 30, 2004 (unaudited)
54. DENTON TOWN CROSSING:
- (a) Independent Auditors' Report
 - (b) Historical Summary of Gross Income and Direct Operating Expenses for the period of August 11, 2003 (commencement of operations) through December 31, 2003 and the nine months ended September 30, 2004 (unaudited)
 - (c) Notes to the Historical Summary of Gross Income and Direct Operating Expenses for the period of August 11, 2003 (commencement of operations) through December 31, 2003 and the nine months ended September 30, 2004 (unaudited)
55. THE PROPERTIES ACQUIRED FROM DONAHUE SCHRIBER:
- (a) Independent Auditors' Report
 - (b) Combined Historical Summary of Gross Income and Direct Operating Expenses for the year ended December 31, 2003 and the nine months ended September 30, 2004 (unaudited)
 - (c) Notes to the Combined Historical Summary of Gross Income and Direct Operating Expenses for the year ended December 31, 2003 and the nine months ended September 30, 2004 (unaudited)
56. GURNEE TOWN CENTRE:
- (a) Independent Auditors' Report
 - (b) Historical Summary of Gross Income and Direct Operating Expenses for the year ended December 31, 2003 and the nine months ended September 30, 2004 (unaudited)
 - (c) Notes to the Historical Summary of Gross Income and Direct Operating Expenses for the year ended December 31, 2003 and the nine months ended September 30, 2004 (unaudited)
57. WINCHESTER COMMONS:
- (a) Independent Auditors' Report
 - (b) Historical Summary of Gross Income and Direct Operating Expenses for

Edgar Filing: INLAND WESTERN RETAIL REAL ESTATE TRUST INC - Form POS AM

the year ended December 31, 2003 and the nine months ended September 30, 2004 (unaudited)

- (c) Notes to the Historical Summary of Gross Income and Direct Operating Expenses for the year ended December 31, 2003 and the nine months ended September 30, 2004 (unaudited)

58. MANSFIELD TOWNE CENTRE:

- (a) Independent Auditors' Report
- (b) Historical Summary of Gross Income and Direct Operating Expenses for the period of July 23, 2003 (commencement of operations) through December 31, 2003 and the nine months ended September 30, 2004 (unaudited)

II-13

- (c) Notes to the Historical Summary of Gross Income and Direct Operating Expenses for the July 23, 2003 (commencement of operations) through December 31, 2003 and the nine months ended September 30, 2004 (unaudited)

59. FOX CREEK VILLAGE:

- (a) Independent Auditors' Report
- (b) Historical Summary of Gross Income and Direct Operating Expenses for the November 12, 2003 (commencement of operations) through December 31, 2003 and the nine months ended September 30, 2004 (unaudited)
- (c) Notes to the Historical Summary of Gross Income and Direct Operating Expenses for the November 12, 2003 (commencement of operations) through December 31, 2003 and the nine months ended September 30, 2004 (unaudited)

60. GATEWAY PAVILION:

- (a) Independent Auditors' Report
- (b) Historical Summary of Gross Income and Direct Operating Expenses for the period from February 15, 2003 (commencement of operations) to December 31, 2003 and the nine months ended September 30, 2004 (unaudited)
- (c) Notes to the Historical Summary of Gross Income and Direct Operating Expenses for the period from February 15, 2003 (commencement of operations) to December 31, 2003 and the nine months ended September 30, 2004 (unaudited)

61. NORTHWOODS SHOPPING CENTER:

- (a) Independent Auditors' Report
- (b) Historical Summary of Gross Income and Direct Operating Expenses for the year ended December 31, 2003 and the nine months ended September 30, 2004 (unaudited)
- (c) Notes to the Historical Summary of Gross Income and Direct Operating Expenses for the year ended December 31, 2003 and the nine months ended September 30, 2004 (unaudited)

Edgar Filing: INLAND WESTERN RETAIL REAL ESTATE TRUST INC - Form POS AM

62. OSWEGO COMMONS:
- (a) Independent Auditors' Report
 - (b) Historical Summary of Gross Income and Direct Operating Expenses for the year ended December 31, 2003 and the nine months ended September 30, 2004 (unaudited)
 - (c) Notes to the Historical Summary of Gross Income and Direct Operating Expenses for the year ended December 31, 2003 and the nine months ended September 30, 2004 (unaudited)
63. LAKE MARY POINTE:
- (a) Historical Summary of Gross Income and Direct Operating Expenses for the year ended December 31, 2003 and the nine months ended September 30, 2004 (unaudited)
 - (b) Notes to the Historical Summary of Gross Income and Direct Operating Expenses for the year ended December 31, 2003 and the nine months ended September 30, 2004 (unaudited)
64. PUBLIX CENTER - MT. PLEASANT:
- (a) Historical Summary of Gross Income and Direct Operating Expenses for the period from April 18, 2004 (commencement of operations) to September 30, 2004 (unaudited)
- II-14
- (b) Notes to the Historical Summary of Gross Income and Direct Operating Expenses for the period from April 18, 2004 (commencement of operations) to September 30, 2004 (unaudited)
65. FIVE FORKS:
- (a) Historical Summary of Gross Income and Direct Operating Expenses for the for the year ended December 31, 2003 and the nine months ended September 30, 2004 (unaudited)
 - (b) Notes to the Historical Summary of Gross Income and Direct Operating Expenses for the year ended December 31, 2003 and the nine months ended September 30, 2004 (unaudited)
66. GATEWAY STATION
- (a) Historical Summary of Gross Income and Direct Operating Expenses for the period from June 21 2004 (commencement of operations) to September 30, 2004 (unaudited)
 - (b) Notes to the Historical Summary of Gross Income and Direct Operating Expenses for the period from June 21, 2004 (commencement of operations) to September 30, 2004 (unaudited)
67. SHOPS AT FOREST COMMONS:
- (a) Historical Summary of Gross Income and Direct Operating Expenses for the year ended December 31, 2003 and the nine months ended September 30, 2004 (unaudited)

Edgar Filing: INLAND WESTERN RETAIL REAL ESTATE TRUST INC - Form POS AM

- (b) Notes to the Historical Summary of Gross Income and Direct Operating Expenses for the year ended December 31, 2003 and the nine months ended September 30, 2004 (unaudited)

68. SOUTHLAKE TOWN SQUARE:

- (a) Independent Auditors' Report
- (b) Historical Summary of Gross Income and Direct Operating Expenses for the year ended December 31, 2003 and the nine months ended September 30, 2004 (unaudited)
- (c) Notes to the Historical Summary of Gross Income and Direct Operating Expenses for the year ended December 31, 2003 and the nine months ended September 30, 2004 (unaudited)

69. THE PROPERTIES ACQUIRED FROM EASTERN RETAIL HOLDINGS, LP:

- (a) Independent Auditors' Report
- (b) Combined Historical Summary of Gross Income and Direct Operating Expenses for the year ended December 31, 2003 and the nine months ended September 30, 2004 (unaudited)
- (c) Notes to the Combined Historical Summary of Gross Income and Direct Operating Expenses for the year ended December 31, 2003 and the nine months ended September 30, 2004 (unaudited)

The following financial statements are included as part of Post Effective Amendment No. 1:

1. INLAND WESTERN RETAIL REAL ESTATE TRUST, INC.:

- (a) Reports of Independent Registered Public Accounting Firm
- (b) Consolidated Balance Sheets at December 31, 2004 and 2003
- (c) Consolidated Statements of Operations for the year ended December 31, 2004 and the period from March 5, 2003 (inception) through December 31, 2003

II-15

- (d) Consolidated Statement of Stockholders' Equity for the year ended December 31, 2004 and for the period from March 5, 2003 (inception) to December 31, 2003
- (e) Consolidated Statements of Cash Flows for the year ended December 31, 2004 and the period from March 5, 2003 (inception) to December 31, 2003
- (f) Notes to Consolidated Financial Statements
- (g) Real Estate and Accumulated Depreciation (Schedule III)
- (h) Pro Forma Consolidated Balance Sheet (unaudited) at December 31, 2004
- (i) Notes to Pro Forma Consolidated Balance Sheet (unaudited) at December 31, 2004
- (j) Pro Forma Consolidated Statement of Operations (unaudited) for the year ended December 31, 2004
- (k) Notes to Pro Forma Consolidated Statement of Operations (unaudited) for the

Edgar Filing: INLAND WESTERN RETAIL REAL ESTATE TRUST INC - Form POS AM

year ended December 31, 2004

2. HENRY TOWN CENTER:

- (a) Independent Auditors' Report
- (b) Historical Summary of Gross Income and Direct Operating Expenses for the year ended December 31, 2003 and the nine months ended September 30, 2004 (unaudited)
- (c) Notes to the Historical Summary of Gross Income and Direct Operating Expenses for the year ended December 31, 2003 and the nine months ended September 30, 2004 (unaudited)

3. THE PROPERTIES ACQUIRED FROM CERUZZI HOLDINGS:

- (a) Independent Auditors' Report
- (b) Combined Historical Summary of Gross Income and Direct Operating Expenses for the year ended December 31, 2004
- (c) Notes to the Combined Historical Summary of Gross Income and Direct Operating Expenses for the year ended December 31, 2004

4. PROPERTIES ACQUIRED FROM FFI AMERICAN MARKET FUND, L.P.:

- (a) Independent Auditors' Report
- (b) Combined Historical Summary of Gross Income and Direct Operating Expenses for the year ended December 31, 2004
- (c) Notes to the Combined Historical Summary of Gross Income and Direct Operating Expenses for the year ended December 31, 2004

5. SHOPPES AT LAKE ANDREW:

- (a) Independent Auditors' Report
- (b) Historical Summary of Gross Income and Direct Operating Expenses for the year ended December 31, 2004
- (c) Notes to the Historical Summary of Gross Income and Direct Operating Expenses for the year ended December 31, 2004

6. MESA FIESTA:

- (a) Independent Auditors' Report

II-16

- (b) Historical Summary of Gross Income and Direct Operating Expenses for the year ended December 31, 2004
- (c) Notes to the Historical Summary of Gross Income and Direct Operating Expenses for the year ended December 31, 2004

7. MIDTOWN CENTER:

- (a) Independent Auditors' Report
- (b) Historical Summary of Gross Income and Direct Operating Expenses for the

Edgar Filing: INLAND WESTERN RETAIL REAL ESTATE TRUST INC - Form POS AM

year ended December 31, 2004

- (c) Notes to the Historical Summary of Gross Income and Direct Operating Expenses for the year ended December 31, 2004
8. TRENTON CROSSING:
- (a) Independent Auditors' Report
 - (b) Historical Summary of Gross Income and Direct Operating Expenses for the year ended December 31, 2004
 - (c) Notes to the Historical Summary of Gross Income and Direct Operating Expenses for the year ended December 31, 2004
9. PROPERTIES ACQUIRED FROM WEBER & COMPANY:
- (a) Independent Auditors' Report
 - (b) Combined Historical Summary of Gross Income and Direct Operating Expenses for the year ended December 31, 2004
 - (c) Notes to the Combined Historical Summary of Gross Income and Direct Operating Expenses for the year ended December 31, 2004
10. MCALLEN SHOPPING CENTER:
- (a) Historical Summary of Gross Income and Direct Operating Expenses for the year ended December 31, 2004 (unaudited)
 - (b) Notes to the Historical Summary of Gross Income and Direct Operating Expenses for the year ended December 31, 2004 (unaudited)
11. 23RD STREET PLAZA:
- (a) Historical Summary of Gross Income and Direct Operating Expenses for the year ended December 31, 2004 (unaudited)
 - (b) Notes to the Historical Summary of Gross Income and Direct Operating Expenses for the year ended December 31, 2004 (unaudited)
12. PHENIX CROSSING:
- (a) Historical Summary of Gross Income and Direct Operating Expenses for the period from July 1, 2004 (commencement of operations) through December 31, 2004 (unaudited)
 - (b) Notes to the Historical Summary of Gross Income and Direct Operating Expenses for the period from July 1, 2004 (commencement of operations) through December 31, 2004 (unaudited)
13. MAGNOLIA SQUARE:
- (a) Historical Summary of Gross Income and Direct Operating Expenses for the period from February 1, 2004 (commencement of operations) through December 31, 2004 (unaudited)
 - (b) Notes to the Historical Summary of Gross Income and Direct Operating Expenses for the period from February 1, 2004 (commencement of operations)

Edgar Filing: INLAND WESTERN RETAIL REAL ESTATE TRUST INC - Form POS AM

through December 31, 2004 (unaudited)

14. COTTAGE PLAZA:

- (a) Historical Summary of Gross Income and Direct Operating Expenses for the period from November 1, 2004 (commencement of operations) through December 31, 2004 (unaudited)
- (b) Notes to the Historical Summary of Gross Income and Direct Operating Expenses for the period from November 1, 2004 (commencement of operations) through December 31, 2004 (unaudited)

15. VILLAGE AT QUAIL SPRINGS:

- (a) Historical Summary of Gross Income and Direct Operating Expenses for the year ended December 31, 2004 (unaudited)
- (b) Notes to the Historical Summary of Gross Income and Direct Operating Expenses for the year ended December 31, 2004 (unaudited)

16. HOLLIDAY TOWN CENTER:

- (a) Historical Summary of Gross Income and Direct Operating Expenses for the year ended December 31, 2004 (unaudited)
- (b) Notes to the Historical Summary of Gross Income and Direct Operating Expenses for the year ended December 31, 2004 (unaudited)

17. HIGH RIDGE CROSSING:

- (a) Historical Summary of Gross Income and Direct Operating Expenses for the period from May 17, 2004 (commencement of operations) through December 31, 2004 (unaudited)
- (b) Notes to the Historical Summary of Gross Income and Direct Operating Expenses for the period from May 17, 2004 (commencement of operations) through December 31, 2004 (unaudited)

18. STATELINE STATION:

- (a) Independent Auditors' Report
- (b) Historical Summary of Gross Income and Direct Operating Expenses for year ended December 31, 2004
- (c) Notes to the Historical Summary of Gross Income and Direct Operating Expenses for the year ended December 31, 2004

II-18

(b) EXHIBITS.

| EXHIBIT NO. ----- | DESCRIPTION ----- |
|----------------------|---|
| 1.1***** | Form of Dealer Manager Agreement by and between Inland Western Retail Real Estate Securities Corporation. |
| 1.2***** | Form of Soliciting Dealers Agreement by and between Inland Securities Corporation |

Edgar Filing: INLAND WESTERN RETAIL REAL ESTATE TRUST INC - Form POS AM

| | |
|------------|--|
| | Dealers. |
| 3.1***** | First Amended and Restated Articles of Incorporation of Inland Western R |
| 3.2* | Bylaws of Inland Western Retail Real Estate Trust, Inc. |
| 3.2. X3 | Second Amended and Restated Bylaws of Inland Western Retail Real Estate 2005 |
| 4.1* | Specimen Certificate for the Shares. |
| 5***** | Opinion of Duane Morris LLP as to the legality of the Shares being regis |
| 8***** | Opinion of Duane Morris LLP as to tax matters. |
| 10.1** | Form of Escrow Agreement by and among Inland Western Retail Real Estate Corporation and LaSalle Bank National Association. |
| 10.2** | Form of Advisory Agreement by and between Inland Western Retail Real Est Western Retail Real Estate Advisory Services, Inc. |
| 10.2.1 X3 | Amended and Restated Advisory Agreement dated December 28, 2004 |
| 10.2.2 X3 | Second Amended and Restated Advisory Agreement dated December 28, 2004 |
| 10.3** | Form of Master Management Agreement, including the form of Management Ag between Inland Western Retail Real Estate Trust, Inc. and Inland Western |
| 10.4** | Property Acquisition Service Agreement by and among Inland Western Retai Inland Western Retail Real Estate Advisory Services, Inc., Inland Real E Estate Advisory Services, Inc., and Inland Real Estate Acquisitions, Inc |
| 10.4.1 X3 | Property Acquisition Agreement dated February 10, 2005 by and between In inc, Inland Western Retail Real Estate Trust, Inc., and Inland Western R Services, Inc. |
| 10.5* | Independent Director Stock Option Plan. |
| 10.6* | Indemnification Agreement by and between Inland Western Retail Real Esta and executive officers. |
| 10.7** | Purchase and Sale Agreement (Re: Peoria Station) dated January 31, 2003. |
| 10.8*** | Assignment of Purchase and Sale Agreement (Re: Peoria Station) dated Jun |
| 10.9**** | Share Repurchase Plan. |
| 10.10***** | Agreement for Purchase and Sale (Re: Stony Creek) dated November 11, 200 |
| 10.11***** | Real Property Purchase Agreement (Re: Plaza 205 and Mall 205) dated Dece |

II-19

| EXHIBIT NO. ----- | DESCRIPTION ----- |
|----------------------|--|
| 10.12***** | Amended Real Estate Purchase Contract (Re: Edmond Oklahoma Eckerd Drug S |

Edgar Filing: INLAND WESTERN RETAIL REAL ESTATE TRUST INC - Form POS AM

10.13***** Amended Real Estate Purchase Contract (Re: Norman Oklahoma Eckerd Drug S
10.14***** Sale-Purchase Agreement Contract (Re: Shops at Park Place) dated Septemb
10.15***** Assignment of Contract (Re: Shops at Park Place) dated September 23, 200
10.16***** Assignment of Membership Interests (Re: Shops at Park Place) dated Octob
10.17***** Promissory Note (Re: Shops at Park Place) dated October 31, 2003.
10.18***** Loan Agreement (Re: Shops at Park Place) dated October 31, 2003.
10.19***** Post Closing Agreement (Re: Shops at Park Place) dated October 31, 2003.
10.20***** Purchase and Sale Agreement (Re: Darien Towne Center) dated November 12,
10.21***** Purchase and Sale Agreement (Re: Shaws Supermarkets- New Britain) dated
10.22***** Agreement Relating to PetsMart Claims (Re: Darien Towne Center) dated De
10.23***** Agreement Relating to Irv's Lease (Re: Darien Towne Center) dated Decemb
10.24***** Amended Purchase Agreement (Re: Newnan Crossing) dated December 18, 2003
10.25***** Mortgage Note \$10M (Re: Darien Towne Center) dated December 19, 2003.
10.26***** Mortgage Note \$6.5M (Re: Darien Towne Center) dated December 19, 2003.
10.27***** Mortgage, Assignment of Leases, Rents and Contracts, Security Agreement
Towne Center) dated December 19, 2003.
10.28***** Related Agreement (Re: Darien Towne Center) dated December 19, 2003.
10.29***** Assignment (Re: Darien Towne Center) dated December 19, 2003.
10.30***** Partial Assignment and Assumption of Purchase and Sale Agreement (Re: Sh
dated December 30, 2003.
10.31***** Amended Purchase Agreement (Re: Pavilion at Kings Grant) dated December
10.32***** Post Closing and Indemnity Agreement (Re: Pavilion at Kings Grant) dated
10.33***** Mortgage Note (Re: CorWest Plaza) dated January 1, 2004.
10.34***** Mortgage, Assignment of Leases and Rents and Security Agreement (Re: Cor
2004.
10.35***** Guaranty Agreement (Re: CorWest Plaza) dated January 1, 2004.
10.36***** Letter Agreement (Re: Stoney Creek Marketplace) dated January 5, 2004.
10.37***** Mortgage Note (Re: Stoney Creek Marketplace) dated January 5, 2004.
10.38***** Mortgage, Assignment of Leases and Rents and Security Agreement (Re: Sto
January 5, 2004.

Edgar Filing: INLAND WESTERN RETAIL REAL ESTATE TRUST INC - Form POS AM

| EXHIBIT NO. ----- | DESCRIPTION ----- |
|----------------------|--|
| 10.39***** | Amended Contract of Sale (Re: La Plaza Del Norte) dated January 16, 2004 |
| 10.40***** | Promissory Note (Re: Hickory Ridge) dated January 23, 2004. |
| 10.41***** | Post Closing Agreement (Re: Hickory Ridge) dated January 2004. |
| 10.42***** | Loan Agreement (Re: Hickory Ridge) dated January 23, 2004. |
| 10.43***** | Amended and Restated Promissory Note (Re: Shops at Park Place and Shaws dated January 2004. |
| 10.44***** | Promissory Note (Re: Shops at Park Place and Shaws Supermarket - New Bri |
| 10.45***** | Open-End Mortgage and Security Agreement (Re: Shops at Park Place and Sh dated January 2004. |
| 10.46***** | Loan Agreement (Re: Shops at Park Place and Shaws Supermarket - New Brit |
| 10.47***** | Guaranty Agreement Regarding Cross-Collateralization (Re: Shops at Park |
| 10.48***** | Guaranty Agreement Regarding Cross-Collateralization (Re: Shaws Supermar January 2004. |
| 10.49***** | Notice of Final Agreement (Re: La Plaza Del Norte) dated February 2004. |
| 10.50***** | Secured Promissory Note Loan No. 753821 (Re: La Plaza Del Norte) dated F |
| 10.51***** | Deed of Trust, Security Agreement and Assignment of Rents Loan No. 75382 dated February 2004. |
| 10.52***** | Guaranty Loan No, 753821 (Re: La Plaza Del Norte) dated February 2004. |
| 10.53***** | Amended Purchase and Sale Agreement (Re: CorWest Plaza) dated October 8, |
| 10.54***** | Assignment and Assumption of Purchase and Sale Agreement (Re: CorWest PL |
| 10.55***** | Amended Purchase and Sale Agreement (Re: Metro Square Center) dated Janu |
| 10.56***** | Assignment and Assumption of Letter Agreement (Re: Metro Square Center) |
| 10.57***** | Reinstatement of and Amendment to Purchase and Sale Agreement (Re: North 14, 2004. |
| 10.58***** | Assignment and Assumption of Purchase and Sale Agreement (Re: North Ranc 2004. |
| 10.59***** | Letter Agreement (Re: MacArthur Crossing) dated November 20, 2003. |
| 10.60***** | Assignment of Contract (Re: MacArthur Crossing) dated February 2004. |
| 10.61***** | Secured Promissory Note Loan No. 753820 (Re: Larkspur Landing) dated Jan |
| 10.62***** | Deed of Trust, Security Agreement and Assignment of Rents (Re: Larkspur |
| 10.63***** | Guaranty Loan No. 753820 (Re: Larkspur Landing) dated January 30, 2004. |
| 10.64***** | Amended Option to Purchase Partnership Interests (Re: Hickory Ridge) dat |

Edgar Filing: INLAND WESTERN RETAIL REAL ESTATE TRUST INC - Form POS AM

II-21

| EXHIBIT NO. ----- | DESCRIPTION ----- |
|----------------------|---|
| 10.65***** | Assignment (Re: La Plaza Del Norte) dated January 21, 2004. |
| 10.66***** | Purchase and Sale Agreement (Re: Larkspur Landing) dated December 12, 2003. |
| 10.67***** | Assignment (Re: Larkspur Landing) dated January 14, 2004. |
| 10.68***** | Amended Letter Agreement Offer to Purchase (Re: The Promenade at Red Cliff) dated January 14, 2004. |
| 10.69***** | Agreement of Sale (Re: Peoria Crossing) dated January, 2004 |
| 10.70***** | Letter Agreement to Purchase (Re: Heritage Towne Crossing) dated January 14, 2004. |
| 10.71***** | Secured Promissory Note Loan No. 753865 (Re: Pavilion at King's Grant) dated April 6, 2004. |
| 10.72***** | Deed of Trust, Security Agreement and Assignment of Rents Loan No. 753865 (Re: Pavilion at King's Grant) dated April 6, 2004. |
| 10.73***** | Guaranty Loan No. 753865 (Re: Pavilion at King's Grant) dated April 6, 2004. |
| 10.74***** | Guaranty - II Loan No. 753865 (Re: Pavilion at King's Grant) dated April 6, 2004. |
| 10.75***** | Assignment of Contract (Re: Hickory Ridge) dated January 9, 2004. |
| 10.76***** | Promissory Note Loan No. 6518303 (Re: Metro Square Center) dated March 26, 2004. |
| 10.77***** | Deed of Trust, Assignment of Leases and Rents, Security Agreement and Financing Statement (Re: Metro Square Center) dated March 26, 2004. |
| 10.78***** | Non-Recourse Guaranty Agreement Loan No. 6518303 (Re: Metro Square Center) dated March 26, 2004. |
| 10.79***** | Payment Guaranty Agreement Loan No. 6518303 (Re: Metro Square Center) dated March 26, 2004. |
| 10.80***** | Secured Promissory Note Loan No. 753864 (Re: MacArthur Crossing) dated March 26, 2004. |
| 10.81***** | Deed of Trust, Security Agreement and Assignment of Rents Loan No. 753864 (Re: MacArthur Crossing) dated March 26, 2004. |
| 10.82***** | Guaranty Loan No. 753864 (Re: MacArthur Crossing) dated March 26, 2004. |
| 10.83***** | Promissory Note Loan No. 57968 (Re: Promenade at Red Cliff) dated April 8, 2004. |
| 10.84***** | Exceptions to Non-Recourse Guaranty Agreement Loan No. 57968 (Re: Promenade at Red Cliff) dated April 8, 2004. |
| 10.85***** | Loan Agreement No. 57968 (Re: Promenade at Red Cliff) dated April 8, 2004. |
| 10.86***** | Post Closing and Indemnity Agreement (Re: Heritage Towne Crossing) dated March 5, 2004. |
| 10.87***** | Vacancy Escrow Agreement (Re: Heritage Towne Crossing) dated March 5, 2004. |
| 10.88***** | General Assignment (Re: Heritage Towne Crossing) dated March 5, 2004. |
| 10.89***** | Assignment of Contract (Re: Heritage Towne Crossing) dated March 5, 2004. |

Edgar Filing: INLAND WESTERN RETAIL REAL ESTATE TRUST INC - Form POS AM

10.90***** Assignment of Contract (Re: Dorman Center) dated December 29, 2003.
 10.92***** Dorman Center Pier 1 Escrow (Re: Dorman Center) dated March 4, 2004.

II-22

| EXHIBIT NO. ----- | DESCRIPTION ----- |
|----------------------|---|
| 10.93***** | Dorman Center Escrow (Re: Dorman Center) dated March 4, 2004. |
| 10.94***** | Mortgage Note Loan No. 6518291 (Re: Dorman Center) dated April 9, 2004. |
| 10.95***** | Mortgage, Assignment of Leases and Rents and Security Agreement (Re: Dor |
| 10.96***** | Transitional Security (Phase II) Reserve Agreement (Re: Dorman Center) d |
| 10.97***** | Guaranty Agreement Loan No. 6518291 (Re: Dorman Center) dated April 9, 2 |
| 10.98***** | Promissory Note: (Re: Heritage Towne Crossing) dated April 26, 2004. |
| 10.99***** | Promissory Note: (Re: Eckerds - Edmond, OK.) dated April 26, 2004. |
| 10.100***** | Promissory Note: (Re: Eckerds - Norman, OK.) dated April 26, 2004. |
| 10.101***** | Loan Agreement (Re: Heritage Towne Crossing, Eckerds - Edmond, OK. And E April 26, 2004. |
| 10.102***** | Post-Closing Agreement (Re: Heritage Towne Crossing, Eckerds - Edmond, O dated April 26, 2004. |
| 10.103***** | Guaranty Agreement Regarding Cross-Collateralization (Re: Heritage Towne |
| 10.104***** | Guaranty Agreement Regarding Cross-Collateralization (Re: Eckerds - Edmo |
| 10.105***** | Guaranty Agreement Regarding Cross-Collateralization (Re: Eckerds - Norm |
| 10.106***** | Assignment of Contract (Re: Promenade at Red Cliff) dated February 13, 2 |
| 10.107***** | Assignment of Contract (Re: Peoria Crossings) dated March 3, 2004. |
| 10.108***** | Post Closing Agreement (Re: Peoria Crossings) dated March 3, 2004. |
| 10.109***** | Master Lease Escrow Agreement (Re: Peoria Crossings) dated February 4, 2 |
| 10.110***** | Tax Proration Agreement (Re: Peoria Crossings) dated March 3, 2004. |
| 10.111***** | Promissory Note Loan No. 10023006 (Re: Peoria Crossings) dated March 5, |
| 10.112***** | Loan Agreement -Loan No. 10023006 (Re: Peoria Crossings) dated March 5, |
| 10.113***** | Assignment of Contract (Re: Paradise Valley Marketplace) dated April 8, |
| 10.114***** | Revised Letter Agreement to Purchase (Re: Paradise Valley Marketplace) d |
| 10.115***** | Escrow Agreement (Re: Paradise Valley Marketplace) dated April 8, 2004. |
| 10.116***** | Assignment and Assumption of Purchase and Sale Agreement (Re: Best on th |

Edgar Filing: INLAND WESTERN RETAIL REAL ESTATE TRUST INC - Form POS AM

2004.

10.117***** Post-Closing Agreement (Re: Best on the Boulevard) dated April 14, 2004.

10.118***** Amended Purchase and Sale Agreement (Re: Best on the Boulevard) dated Ma

II-23

| EXHIBIT NO. ----- | DESCRIPTION ----- |
|----------------------|---|
| 10.119***** | Assignment and Assumption of Purchase and Sales Agreement (Re: Bluebonne |
| 10.120***** | Escrow Agreement (Re: Bluebonnet Parc) dated April 22, 2004. |
| 10.121***** | Letter Agreement to Purchase (Re: Bluebonnet Parc) dated February 4, 200 |
| 10.122***** | Loan Agreement (Re: Bluebonnet Parc) dated May 7, 2004. |
| 10.123***** | Assignment and Assumption of Agreement for Purchase and Sale (Re: Alison |
| 10.124***** | Post Closing Agreement (Re: Alison's Corner) dated April 28, 2004. |
| 10.125***** | Amended Purchase and Sale Agreement (Re: Alison's Corner) dated April 23 |
| 10.126***** | Promissory Note (Re: Alison's Corner) dated May 10, 2004. |
| 10.127***** | Loan Agreement (Re: Alison's Corner) dated May 10, 2004. |
| 10.128***** | Letter Agreement Regarding Escrow (Re: Alison's Corner) dated May 10, 20 |
| 10.129***** | Post-Closing Agreement (Re: Alison's Corner) dated May 10, 2004. |
| 10.130***** | Assignment and Assumption of Purchase and Sales Agreement (Re: North Riv 2004. |
| 10.131***** | Post-Closing Agreement (Re: North Rivers Town Center) dated April 2004. |
| 10.132***** | Amended Agreement for Purchase and Sale (Re: North Rivers Town Center) d |
| 10.133***** | Assignment and Assumption of Purchase and Sales Agreement (Re: Eastwood 2004. |
| 10.134***** | Revised Letter Agreement (Re: Eastwood Towne Center) dated March 29, 200 |
| 10.135***** | Master Fund Escrow Agreement (Eastwood Towne Center) dated May 13, 2004. |
| 10.136***** | Holdback Agreement (Re: Eastwood Towne Center) dated May 13, 2004. |
| 10.137***** | Bill of Sale, Assignment and Assumption of Contracts (Re: Eastwood Towne |
| 10.138***** | Assignment and Assumption of Purchase and Sales Agreement (Re: Arvada Co dated April 28, 2004. |
| 10.139***** | Bill of Sale, Assignment and Assumption of Contracts (Re: Arvada Connect dated April 29, 2004. |
| 10.140***** | Purchase and Sale Agreement (Re: Arvada Connection and Arvada Marketplac |

Edgar Filing: INLAND WESTERN RETAIL REAL ESTATE TRUST INC - Form POS AM

10.141***** Escrow Agreement (Re: Arvada Connection and Arvada Marketplace) dated Ap
 10.142***** Redevelopment Agreement (Re: Arvada Connection and Arvada Marketplace) d
 10.144***** Assignment of Contract (Re: Watauga Pavilion) dated May 20, 2004.
 10.145***** Amended Purchase and Sale Agreement (Re: Watauga Pavilion) dated May 11,

II-24

| EXHIBIT NO. ----- | DESCRIPTION ----- |
|----------------------|--|
| 10.146***** | Post-Closing Escrow and Master Lease Agreement (Re: Watauga Pavilion) da |
| 10.147***** | CAM Reconciliation Escrow Agreement (Re: Northpointe Plaza) dated May 20 |
| 10.148***** | Reinstatement of and First Amendment to Agreement of Purchase and Sale (April 2004. |
| 10.149***** | Vacancy Escrow Agreement (Re: Northpointe Plaza) dated May 2004. |
| 10.150***** | Promissory Note - Loan No. 58108 (Re: Paradise Valley Marketplace) dated |
| 10.151***** | Loan Agreement - Loan No. 58108 (Re: Paradise Valley Marketplace) dated |
| 10.152***** | Promissory Note (Re: North Rivers Town Center) dated June 3, 2004. |
| 10.153***** | Mortgage and Security Agreement (Re: North Rivers Town Center) dated Jun |
| 10.154***** | Post-Closing Agreement (Re: North Rivers Town Center) dated June 3, 2004 |
| 10.155***** | Real Estate Purchase and Leaseback Agreement (Re: Eckerdts - Kill Devil H |
| 10.156***** | Real Estate Purchase and Leaseback Agreement (Re: Eckerdts - Greer, SC) d |
| 10.157***** | Real Estate Purchase and Leaseback Agreement (Re: Eckerdts - Columbia, SC |
| 10.158***** | Real Estate Purchase and Leaseback Agreement (Re: Eckerdts - Crossville, |
| 10.159***** | Deed of Trust, Assignment of Leases and Rents, Security Agreement and Fi (Re: Peoria Crossing) dated June 3, 2004. |
| 10.160***** | Loan Agreement (Re: North Rivers Town) dated June 3, 2004. |
| 10.161***** | Secured Promissory Note Loan No. 753946 (Re: Arvada Marketplace) dated J |
| 10.162***** | Deed of Trust, Security Agreement and Assignment of Rents Loan No. 75394 June 17, 2004. |
| 10.163***** | Guaranty Loan No. 753946 (Re: Arvada Marketplace) dated June 17, 2004. |
| 10.164***** | Mortgage Note Loan No. 6518370 (Re: Eastwood Town Center) dated June 15, |
| 10.165***** | Mortgage - Loan No. 6518370 (Re: Eastwood Town Center) dated June 15, 20 |
| 10.166***** | Guaranty Agreement Loan No. 6518370 (Re: Eastwood Town Center) dated Jun |

Edgar Filing: INLAND WESTERN RETAIL REAL ESTATE TRUST INC - Form POS AM

10.167***** Secured Promissory Note Loan No. 753943 (Re: Watauga Pavilion) dated Jun
 10.168***** Deed of Trust, Security Agreement and Assignment of Rents Loan No. 75394
 June 7, 2004.
 10.169***** Notice of Final Agreement Loan No. 753943 (Re: Watauga Pavilion) dated J
 10.170***** Guaranty Loan No. 753943 (Re: Watauga Pavilion) dated June 7, 2004.
 10.171***** General Assignment (Re: Northpointe Plaza) dated May 25, 2004.
 10.172***** Post Closing and Indemnity Agreement (Re: Northpointe Plaza) dated May,

II-25

| EXHIBIT NO. ----- | DESCRIPTION ----- |
|----------------------|---|
| 10.173***** | Promissory Note (Re: Northpointe Plaza) dated June 4, 2004. |
| 10.174***** | Loan Agreement (Re: Northpointe Plaza) dated June 4, 2004. |
| 10.175***** | Deed of Trust, Security Agreement and Fixture Filing (Re: Northpointe PL |
| 10.176***** | Revised Letter Agreement to Purchase (Re: Plaza Santa Fe) dated December |
| 10.177***** | Promissory Note Secured By Leasehold Deed of Trust (Re: Plaza Santa Fe) |
| 10.178***** | Leasehold Deed of Trust and Absolute Assignment of Rents and Leases and Filing Loan No. 31-0900141A (Re: Plaza Santa Fe) dated November, 2002. |
| 10.179***** | Assignment of Purchase and Sale Agreement (Re: Pine Ridge Plaza) dated J |
| 10.180***** | Assignment and Assumption Agreement Purchase and Sale Agreement (Re: Pin 2004. |
| 10.181***** | Amended Purchase and Sale Agreement (Re: Pine Ridge Plaza) dated March 3 |
| 10.182***** | Assignment of Contract (Re: Huebner Oaks Center) dated June 8, 2004. |
| 10.183***** | Agreement of Purchase and Sale (Re: Huebner Oaks Center). |
| 10.184***** | Secured Promissory Note 1 Loan No. 753971 (Re: Huebner Oaks Center) date |
| 10.185***** | Secured Promissory Note 2 Loan No. 753972 (Re: Huebner Oaks Center) date |
| 10.186***** | Deed of Trust, Security Agreement and Assignment of Rents Loan Nos. 7539 Center) dated June 22, 2004. |
| 10.187***** | Guaranty Loan Nos. 753971 and 753972 (Re: Huebner Oaks Center) dated Jun |
| 10.188***** | Notice of Final Agreement Loan Nos. 753971 and 753972 (Huebner Oaks Cent |
| 10.189***** | Amended Letter Purchase Agreement (Re: John's Creek Village) dated June |
| 10.190***** | Earn-out Agreement (Re: John's Creek Village) dated June 23, 2004. |

Edgar Filing: INLAND WESTERN RETAIL REAL ESTATE TRUST INC - Form POS AM

10.191***** Assignment of Contract (Re: Lakewood Towne Center) dated June, 2004.

10.192***** Agreement for Purchase and Sale of Real Property and Escrow Instructions dated May 6, 2004.

10.193***** Escrow and Leasing Agreement (Re: Lakewood Towne Center) dated June, 2004.

10.194***** Commitment Letter Loan Nos. 122498 and 122499 (Re: Lakewood Towne Center)

10.195***** Deed of Trust Note A Loan No. 122498 (Re: Lakewood Towne Center) dated June 28, 2004.

10.196***** Deed of Trust Note B Loan No. 122499 (Re: Lakewood Towne Center) dated June 28, 2004.

10.197***** Deed of Trust, Assignment of Leases, Rents and Contracts, Security Agreement (Re: Lakewood Towne Center) dated June 28, 2004.

10.198***** First Amendment to Escrow and Leasing Agreement Loan Nos. 122498 and 122499 dated June 28, 2004.

10.199***** Master Lease Escrow Agreement (Re: Paradise Shoppes at Prominence Point)

II-26

| EXHIBIT NO. ----- | DESCRIPTION ----- |
|----------------------|--|
| 10.200***** | Assignment of Purchase and Sale Agreement (Re: Northgate North) dated June 30, 2004. |
| 10.201***** | Amended Agreement to Purchase and Sale Agreement (Re: Northgate North) dated June 30, 2004. |
| 10.202***** | Escrow Agreement Regarding July Rents (Re: Northgate North) dated June 30, 2004. |
| 10.203***** | Escrow Agreement Regarding Bassett TI Work/Leasing Commission (Re: Northgate North) dated June 30, 2004. |
| 10.204***** | Access Agreement (Re: Northgate North) dated June 30, 2004. |
| 10.205***** | Post Closing and Indemnity Agreement (Re: Davis Towne Crossing) dated June 30, 2004. |
| 10.206***** | Letter Agreement to Purchase (Re: Davis Towne Crossing) dated April 21, 2004. |
| 10.207 | ** NOT USED |
| 10.208***** | Assignment of Purchase and Sale Agreement (Re: Fullerton Metrocenter) dated June 30, 2004. |
| 10.209***** | Post Closing and Indemnity Agreement (Re: Fullerton Metrocenter) dated June 30, 2004. |
| 10.210***** | Amended Purchase and Sale Agreement and Joint Escrow Instructions (Re: Fullerton Metrocenter) dated June 30, 2004. |
| 10.211***** | Assignment and Assumption of Agreement for Purchase and Sale (Re: Low Country Village) dated June 30, 2004. |
| 10.212***** | Post Closing Agreement (Re: Low Country Village) dated June 30, 2004. |
| 10.213***** | Agreement of Purchase and Sale (Re: Low Country Village) dated May 20, 2004. |
| 10.214***** | Installment Note (Re: Pacheco Pass) dated June 30, 2004. |

Edgar Filing: INLAND WESTERN RETAIL REAL ESTATE TRUST INC - Form POS AM

10.215***** Loan Proceeds Holdback Agreement (Re: Pacheco Pass) dated June 30, 2004.
 10.216***** Interest Reserve Holdback Agreement (Re: Pacheco Pass) dated June 30, 20
 10.217***** Loan Guaranty Agreement (Secured Note) (Re: Pacheco Pass) dated June 30,
 10.218***** Escrow Agreement (Re: Shoppes at Boardwalk) dated July 1, 2004.
 10.219***** Secured Promissory Note Loan No. 753948 (Re: Shoppes at Boardwalk) dated
 10.220***** Deed of Trust, Security Agreement and Assignment of Rents (Re: Shoppes a
 10.221***** Guaranty Loan No. 75348 (Re: Shoppes at Boardwalk) dated July 2, 2004.
 10.222***** Property Reserves Agreement Loan No. 753948 (Re: Shoppes at Boardwalk) d
 10.223***** Master Lease Escrow Agreement (Re: Paradise Shoppes at Dallas) dated Jul
 10.224***** Assignment of Purchase Agreement (Re: Plaza Santa Fe II) dated May 25, 2
 10.225***** Assignment of Contract (Re: Eckerds - Greer) dated May 2004
 10.226***** Assignment of Contract (Re: Eckerds - Kill Devil Hills) dated May 2004
 10.227***** Assignment of Contract (Re: Eckerds - Crossville) dated May 2004

II-27

| EXHIBIT NO. ----- | DESCRIPTION ----- |
|----------------------|--|
| 10.228***** | Assignment of Contract (Re: Eckerds - Columbia) dated May 2004 |
| 10.229***** | Promissory Note (Re: Eckerds - Crossville) dated July 21, 2004 |
| 10.230***** | Post-Closing Agreement (Re: Eckerds - Crossville) dated July 21, 2004 |
| 10.231***** | Guaranty Agreement Regarding Cross-Collateralization (Re: Eckerds- Cross |
| 10.232***** | Promissory Note (Re: Eckerds - Columbia) dated July 21, 2004 |
| 10.233***** | Guaranty Agreement Regarding Cross-Collateralization (Re: Eckerds- Colum |
| 10.234***** | Promissory Note (Re: Eckerds - Kill Devil Hills) dated July 21, 2004 |
| 10.235***** | Post-Closing Agreement (Re: Eckerds - Kill Devil Hills) dated July 21, |
| 10.236***** | Guaranty Agreement Regarding Cross-Collateralization (Re: Eckerds - Kill 2004 |
| 10.237***** | Promissory Note (Re: Eckerds - Greer) dated July 21, 2004 |
| 10.238***** | Guaranty Agreement Regarding Cross-Collateralization (Re: Eckerds - Gree |
| 10.239***** | Loan Agreement (Re: Eckerds - Crossville, Columbia, Greer and Kill Devil |
| 10.240***** | Promissory Note (Re: Pine Ridge Plaza) dated July 27, 2004 |

Edgar Filing: INLAND WESTERN RETAIL REAL ESTATE TRUST INC - Form POS AM

| | |
|-------------|--|
| 10.241***** | Loan Agreement (Re: Pine Ridge Plaza) dated July 27, 2004 |
| 10.242***** | Earn-Out Agreement (Re: Johns Creek Village) dated June 23, 2004 |
| 10.243***** | Transitional Security (Phase II) Reserve Agreement (Re: Johns Creek Vill |
| 10.244***** | Mortgage Note (Re: Johns Creek Village) dated June 28, 2004 |
| 10.245***** | Deed to Secure Debt, Assignment of Leases and Rents and Security Agreeeme dated June 28, 2004 |
| 10.246***** | Guaranty Agreement (Re: Johns Creek Village) dated June 28, 2004 |
| 10.247***** | Post-Closing Agreement (Re: Fullerton Metrocenter) dated July 9, 2004 |
| 10.248***** | Promissory Note (Re: Fullerton Metrocenter) dated July 9, 2004 |
| 10.249***** | Loan Agreement (Re: Fullerton Metrocenter) dated July 9, 2004 |
| 10.250***** | Deed of Trust Note (Re: Northgate North) dated July 2004 |
| 10.251***** | Letter Agreement (Re: Northgate North) dated July 14, 2004 |
| 10.252***** | Closing Certificate (Re: Northgate North) dated July 2004 |
| 10.253***** | Limited Payment Guaranty (Re: Northgate North) dated July 2004 |
| 10.254***** | Post-Closing Agreement (Re: Cranberry Square) dated July 2004 |
| 10.255***** | Loan Agreement (Re: Cranberry Square) dated July 2004 |
| 10.256***** | Letter Agreement (Re: Tollgate Marketplace) dated July 21, 2004 |

II-28

| EXHIBIT NO. ----- | DESCRIPTION ----- |
|----------------------|--|
| 10.257***** | Closing Certificate (Re: Tollgate Marketplace) dated July 21, 2004 |
| 10.258***** | Mortgage Note (Re: Tollgate Marketplace) dated July 21, 2004 |
| 10.259***** | Post Closing Delivery Covenant (Re: Tollgate Marketplace) dated July 21, |
| 10.260***** | Indemnity Guaranty (Re: Tollgate Marketplace) dated July 21, 2004 |
| 10.261***** | Real Estate Purchase Contract (Re: Wal-Mart Supercenter - Blytheville) d |
| 10.262***** | Letter Agreement (Re: Gateway Village) dated July 21, 2004 |
| 10.263***** | Closing Certificate (Re: Gateway Village) dated July 21, 2004 |
| 10.264***** | Mortgage Note A (Re: Gateway Village) dated July 21, 2004 |
| 10.265***** | Mortgage Note B (Re: Gateway Village) dated July 21, 2004 |
| 10.266***** | Indemnity Guaranty (Re: Gateway Village) dated July 21, 2004 |

Edgar Filing: INLAND WESTERN RETAIL REAL ESTATE TRUST INC - Form POS AM

| | |
|-------------|---|
| 10.267***** | Post Closing Delivery Covenant (Re: Gateway Village, Towson Circle, and July 21, 2004 |
| 10.268***** | Letter Agreement (Re: Towson Circle) dated July 21, 2004 |
| 10.269***** | Closing Certificate (Re: Towson Circle) dated July 21, 2004 |
| 10.270***** | Mortgage Note A (Re: Towson Circle) dated July 21, 2004 |
| 10.271***** | Mortgage Note B (Re: Towson Circle) dated July 21, 2004 |
| 10.272***** | Indemnity Guaranty (Re: Towson Circle) dated July 21, 2004 |
| 10.273***** | Letter Agreement (Re: Gateway Plaza Shopping Center) dated May 20, 2004 |
| 10.274***** | Promissory Note (Re: Wrangler Company Western Headquarters and Distributi 2004 |
| 10.275***** | Loan Agreement (Re: Wrangler Company Western Headquarters and Distributi 2004 |
| 10.276***** | Promissory Note (Re: Plaza at Marysville) dated July 30, 2004 |
| 10.277***** | Loan Agreement (Re: Plaza at Marysville) dated July 30, 2004 |
| 10.278***** | Forks Town Center China Moon Escrow (Re: Forks Town Center) dated July 2 |
| 10.279***** | Earn Out Agreement (Re: Forks Town Center) dated July 27, 2004 |
| 10.280***** | Promissory Note (Re: Academy Sports and Outdoors - Houma) dated August 4 |
| 10.281***** | Loan Agreement (Re: Academy Sports and Outdoors - Houma) dated August 4, |
| 10.282***** | Promissory Note (Re: Reisterstown Plaza) dated August 4, 2004 |
| 10.283***** | Letter Agreement (Re: Reisterstown Plaza) dated July 30, 2004 |
| 10.284***** | Loan Agreement (Re: Reisterstown Plaza) dated August 4, 2004 |

II-29

| EXHIBIT NO. ----- | DESCRIPTION ----- |
|----------------------|---|
| 10.285***** | Guaranty Agreement (Re: Reisterstown Plaza) dated August 4, 2004 |
| 10.286***** | Limited Guaranty Agreement (Re: Reisterstown Plaza) dated August 4, 2004 |
| 10.287***** | Post-Closing Agreement (Re: Reisterstown Plaza) dated August 4, 2004 |
| 10.288***** | Letter Agreement (Re: Wal-Mart Supercenter - Jonesboro) dated June 4, 20 |
| 10.289***** | Promissory Note (Re: Wal-Mart Supercenter - Jonesboro) dated August 6, 2 |
| 10.290***** | Loan Agreement (Re: Wal-Mart Supercenter - Jonesboro) dated August 6, 20 |
| 10.291***** | Promissory Note Loan No. 10024997 (Re: Davis Towne Crossing) dated August |

Edgar Filing: INLAND WESTERN RETAIL REAL ESTATE TRUST INC - Form POS AM

10.292***** Loan Agreement No. 10024997 (Re: Davis Towne Crossing) dated August 9, 2004.

10.293***** Promissory Note Loan No. 10024995 (Re: Shoppes of Prominence Point) dated August 9, 2004.

10.294***** Loan Agreement No. 10024995 (Re: Shoppes of Prominence Point) dated August 9, 2004.

10.295***** Assignment of Contract (Re: Shops at Boardwalk) dated July 1, 2004.

10.296***** Letter Agreement to Purchase (Re: Shops at Boardwalk) dated March 2004.

10.297***** Amended Agreement of Sale (Re: Shops at Boardwalk) dated April 15, 2004.

10.298***** Assignment of Contract (Re: Cranberry Square) dated June 23, 2004.

10.299***** Letter Agreement to Purchase (Re: Cranberry Square) dated April 27, 2004.

10.300***** Construction Agreement (Re: Dorman Center Phase II) dated July 15, 2004.

10.301***** Escrow Agreement (Re: Dorman Center Phase II) dated July 14, 2004.

10.302***** Assignment and Assumption of Purchase and Sale Agreement (Re: Gateway Plaza) dated July 15, 2004.

10.303***** Amended Purchase and Sale Agreement (Re: Gateway Plaza) dated July 15, 2004.

10.304***** Letter Agreement to Purchase (Re: Gateway Plaza) dated May 20, 2004.

10.305***** Assignment of Contract (Re: Plaza at Marysville) dated July 26, 2004.

10.306***** Reinstated and Amended Purchase and Sale Agreement (Re: Plaza at Marysville) dated May 6, 2004.

10.307***** Purchase and Sale Agreement (Re: Plaza at Marysville) dated May 6, 2004.

10.308***** Letter Agreement to Purchase (Re: Forks Town Center) dated August 10, 2004.

10.309***** Mortgage Note Loan No. 122483 (Re: Forks Town Center) dated August 10, 2004.

10.310***** Limited Payment Guarantee Agreement Loan No. 122483 (Re: Forks Town Center) dated August 10, 2004.

10.311***** Post-Closing Agreement (Re: Village Shoppes at Simonton) dated August 9, 2004.

10.312***** Escrow and Guarantee Agreement (Re: Village Shoppes at Simonton) dated August 9, 2004.

10.313***** Assignment and Assumption of Purchase and Sale Agreement (Re: Village Shoppes at Simonton) dated August 9, 2004.

II-30

| EXHIBIT NO. ----- | DESCRIPTION ----- |
|----------------------|---|
| 10.314***** | Letter Agreement to Purchase (Re: Village Shoppes at Simonton) dated April 15, 2004. |
| 10.315***** | Secured Promissory Note Loan No. 754044 (Re: Manchester Meadows) dated August 10, 2004. |
| 10.316***** | Deed of Trust, Security Agreement and Assignment of Rents (Re: Manchester Meadows) dated August 10, 2004. |
| 10.317***** | Guaranty Agreement Loan No. 754044 (Re: Manchester Meadows) dated August 10, 2004. |

Edgar Filing: INLAND WESTERN RETAIL REAL ESTATE TRUST INC - Form POS AM

10.318***** Escrow and Guarantee Agreement (Re: Manchester Meadows) dated August 2004

10.319***** St. Louis Plays capes Escrow and Guarantee Agreement (Re: Manchester Meadows)

10.320***** Assignment and Assumption of Purchase and Sale Agreement (Re: Manchester Meadows)

10.321***** Purchase and Sale Agreement (Re: Manchester Meadows) dated July 13, 2004

10.322***** Amended and Restated Promissory Note Loan No. 10024998 (Re: Governor's Marketplace) dated August 2004.

10.323***** Post-Closing Agreement (Re: Governor's Marketplace) dated August 2004.

10.324***** Loan Agreement No. 10024998 (Re: Governor's Marketplace) dated August 17, 2004.

10.325***** Master Lease Escrow Agreement (Re: Mitchell Ranch Plaza) dated August 23, 2004.

10.326***** Agreement of Purchase and Sale (Re: Mitchell Ranch Plaza) dated July 20, 2004.

10.327***** Master Lease Escrow Agreement (Re: The Columns) dated August 24, 2004.

10.328***** Escrow Agreement (Re: The Columns) dated August 24, 2004.

10.329 X1 Assignment (Re: John's Creek Village) dated June 23, 2004.

10.330 X1 Assignment (Re: Shoppes at Prominence Point) dated June 30, 2004.

10.331 X1 Amended Agreement of Purchase and Sale of Shopping Center (Re: Shoppes at Prominence Point) dated June 18, 2004.

10.332 X1 Assignment (Re: Shoppes of Dallas) dated July, 2 2004.

10.333 X1 Amended Agreement of Purchase and Sale of Shopping Center (Re: Shoppes of Dallas)

II-31

| EXHIBIT NO. | DESCRIPTION |
|-------------|--|
| 10.334 X1 | Letter Agreement (Re: Shoppes of Dallas) dated September 27, 2004. |
| 10.335 X1 | Mortgage Note A Loan No. 122533 (Re: Shoppes of Dallas) dated September 27, 2004. |
| 10.336 X1 | Mortgage Note B Loan No. 122533 (Re: Shoppes of Dallas) dated September 27, 2004. |
| 10.337 X1 | Deed to Secure Debt and Security Agreement (Re: Shoppes of Dallas) dated September 27, 2004. |
| 10.338 X2 | Contribution Agreement (Re: Boulevard at the Capital Centre) dated July 19, 2004. |
| 10.339 X1 | Contribution Agreement (Re: Tollgate Marketplace) dated July 19, 2004. |
| 10.340 X1 | Contribution Agreement (Re: Gateway Village) dated July 21, 2004. |
| 10.341 X1 | Promissory Note (Re: Plaza at Marysville) dated July 30, 2004. |
| 10.342 X1 | Loan Agreement (Re: Plaza at Marysville) dated July 30, 2004. |

Edgar Filing: INLAND WESTERN RETAIL REAL ESTATE TRUST INC - Form POS AM

| | |
|-----------|--|
| 10.343 X1 | Assignment of Contract (Re: Forks Town Center) dated June 18, 2004. |
| 10.344 X1 | Reinstated and Amended Contract (Re: Forks Town Center) dated July 2, 2004. |
| 10.345 | NOT USED |
| 10.346 X1 | Contribution Agreement (Re: Towson Circle) dated July 2004. |
| 10.347 X1 | Letter Agreement (Re: Gateway Plaza) dated August 19, 2004. |
| 10.348 X1 | Deed of Trust Note Loan No. 122520 (Re: Gateway Plaza) dated August 19, 2004. |
| 10.349 X1 | Limited Payment Guaranty (Re: Gateway Plaza) dated August 19, 2004. |
| 10.350 X1 | Contribution Agreement (Re: Reisterstown Road Plaza) dated July 2004. |
| 10.351 X1 | Letter Agreement (Re: Village Shops at Simonton) dated September 27, 2004. |
| 10.352 X1 | Mortgage Note A Loan No. 122532 (Re: Village Shops at Simonton) dated September 27, 2004. |
| 10.353 X1 | Mortgage Note A Loan No. 122532 (Re: Village Shops at Simonton) dated September 27, 2004. |
| 10.354 X1 | Deed to Secure Debt and Security Agreement (Re: Village Shops at Simonton) dated September 27, 2004. |
| 10.355 X1 | Amendment Agreement (Re: Governor's Marketplace) dated August 12, 2004. |
| 10.356 X1 | Master Lease Escrow Agreement (Re: Governor's Marketplace) dated August 12, 2004. |
| 10.357 X1 | Secured Promissory Note Loan No. 754065 (Re: Mitchell Ranch Plaza) dated September 2, 2004. |
| 10.358 X1 | Mortgage and Security Agreement (Re: Mitchell Ranch Plaza) dated September 2, 2004. |
| 10.359 X1 | Guaranty (Re: Mitchell Ranch Plaza) dated September 2, 2004. |
| 10.360 X1 | Assignment (Re: The Columns) dated August 24, 2004. |
| 10.361 X1 | Amendment Agreement (Re: The Columns) dated August 2, 2004. |
| 10.362 X1 | Letter Agreement (Re: The Columns) dated October 1, 2004. |

II-32

| EXHIBIT NO. | DESCRIPTION |
|-------------|--|
| 10.363 X1 | Mortgage Note A Loan No. 122534 (Re: The Columns) dated September 27, 2004. |
| 10.364 X1 | Mortgage Note B Loan No. 122534 (Re: The Columns) dated September 27, 2004. |
| 10.365 X1 | Installment Note (Re: Quakertown) dated August 25, 2004. |
| 10.366 X1 | Loan Guaranty Agreement (Re: Quakertown) dated August 25, 2004. |
| 10.367 X1 | Amended Agreement (Re: Saucon Valley Square) dated September 7, 2004. |
| 10.368 X1 | Assignment and Assumption of Purchase and Sale Agreement (Re: Lincoln Park) dated September 7, 2004. |
| 10.369 X1 | Amended and Restated Purchase and Sale Agreement (Re: Lincoln Park) dated September 7, 2004. |

Edgar Filing: INLAND WESTERN RETAIL REAL ESTATE TRUST INC - Form POS AM

| | |
|-----------|--|
| 10.369 X1 | Promissory Note (Re: Lincoln Park) dated October 8, 2004. |
| 10.370 X1 | Loan Agreement (Re: Lincoln Park) dated October 8, 2004. |
| 10.371 X1 | Assignment and Assumption of Purchase and Sale Agreement (Re: Harvest Towne Center) dated August 2004. |
| 10.372 X1 | Amended Purchase Agreement (Re: Harvest Towne Center) dated August 2004. |
| 10.373 X1 | Easement Indemnity Escrow Agreement (Re: Harvest Towne Center) dated September 8, 2004. |
| 10.374 X1 | Master Lease Agreement (Re: Harvest Towne Center) dated September 8, 2004. |
| 10.375 X1 | Amended and Restated Promissory Note (Re: Boulevard at the Capital Centre) dated September 8, 2004. |
| 10.376 X1 | Loan Agreement (Re: Boulevard at the Capital Centre) dated September 8, 2004. |
| 10.377 X1 | Amended and Restated Limited Guaranty Agreement (Re: Boulevard at the Capital Centre) dated September 8, 2004. |
| 10.378 X1 | Post Closing Agreement (Re: Boulevard at the Capital Centre) dated September 8, 2004. |
| 10.379 X1 | Agreement of Sale (Re: GMAC Insurance Building) dated August 2004. |
| 10.380 X1 | Escrow Agreement (Re: GMAC Insurance Building) dated September 2004. |
| 10.381 X1 | Guaranty (Re: GMAC Insurance Building) dated September 2004. |
| 10.382 X1 | Promissory Note (Re: GMAC Insurance Building) dated September 29, 2004. |
| 10.383 X1 | Loan Agreement (Re: GMAC Insurance Building) dated September 29, 2004. |
| 10.384 X1 | Promissory Note (Re: Saucon Valley Square) dated September 7, 2004. |
| 10.385 X1 | Loan Agreement (Re: Saucon Valley Square) dated September 7, 2004. |
| 10.386 | NOT USED |
| 10.387 X2 | Amended Agreement to Option to Purchase Real Property (Re: Azalea Square) dated November 11, 2004. |
| 10.388 X2 | Amended Agreement to Contract for Sale and Purchase (Re: Edgemont Towne Center) dated November 11, 2004. |

II-33

| EXHIBIT NO. ----- | DESCRIPTION ----- |
|----------------------|---|
| 10.389 X2 | Assignment (Re: University Town Center) dated November 23, 2004. |
| 10.390 X2 | Amended Agreement to Contract for Sale and Purchase (Re: University Town Center) dated November 23, 2004. |
| 10.391 X2 | Promissory Note (Re: Azalea Square) dated November 11, 2004. |
| 10.392 X2 | Loan Agreement (Re: Azalea Square) dated November 11, 2004. |
| 10.393 X2 | Promissory Note (Re: Mansfield Towne Crossing) dated November 12, 2004. |

Edgar Filing: INLAND WESTERN RETAIL REAL ESTATE TRUST INC - Form POS AM

| | |
|-----------|---|
| 10.394 X2 | Loan Agreement (Re: Mansfield Towne Crossing) dated November 12, 2004. |
| 10.395 X2 | Amendment to Loan Documents (Re: The Columns) dated November 2, 2004. |
| 10.396 X2 | Mortgage Note A Loan No. 122541 (Re: The Columns) dated November 2, 2004. |
| 10.397 X2 | Mortgage Note B Loan No. 122541 (Re: The Columns) dated November 2, 2004. |
| 10.398 X2 | Promissory Note (Re: Bed Bath & Beyond Plaza) dated November 12, 2004. |
| 10.399 X2 | Loan Agreement (Re: Bed Bath & Beyond Plaza) dated November 12, 2004. |
| 10.400 X2 | Promissory Note (Re: Oswego Commons) dated November 23, 2004. |
| 10.401 X2 | Loan Agreement (Re: Oswego Commons) dated November 23, 2004. |
| 10.402 X2 | Promissory Note (Re: Zurich Towers) dated November 23, 2004. |
| 10.403 X2 | Loan Agreement (Re: Zurich Towers) dated November 23, 2004. |
| 10.404 X2 | Assignment and Assumption of Purchase and Sale Agreement (Bed, Bath & Beyond Plaza) dated March 24, 2004. |
| 10.405 X2 | Agreement to Purchase (Re: Bed, Bath & Beyond Plaza) dated March 24, 2004. |
| 10.406 X2 | Amended Ground Lease Agreement (Re: Bed, Bath & Beyond Plaza) dated May 12, 2004. |
| 10.407 X2 | Letter Agreement to Purchase (Re: Publix - Mt. Pleasant) dated August 27, 2004. |
| 10.408 X2 | Agreement of Purchase and Sale (Re: Denton Crossing) dated August 20, 2004. |
| 10.409 X2 | Escrow Agreement (Re: Denton Crossing) dated October 18, 2004. |
| 10.410 X2 | Letter Agreement to Purchase (Re: Oswego Commons) dated July 21, 2004. |
| 10.411 X2 | Agreement of Purchase and Sale (Re: Gurnee Town Centre) dated October 5, 2004. |
| 10.412 X2 | Vacancy Escrow Agreement (Re: Gurnee Town Centre) dated October 29, 2004. |
| 10.413 X2 | Assignment of Contract (Re: Mansfield Town Crossing) dated November 3, 2004. |
| 10.414 X2 | Amended Letter Agreement to Purchase (Re: Mansfield Town Crossing) dated November 12, 2004. |
| 10.415 X2 | Amended Purchase and Sale Agreement and Joint Escrow Instructions (Re: Mansfield Town Crossing) dated October 20, 2004. |
| 10.416 X2 | Assignment of Contract (Re: Fox Creek Village) dated November 21, 2004. |

II-34

| EXHIBIT NO. ----- | DESCRIPTION ----- |
|----------------------|--|
| 10.417 X2 | Amended Letter Agreement (Re: Fox Creek Village) dated November 15, 2004. |
| 10.418 X2 | Escrow Agreement (Re: Fox Creek Village) dated November 22, 2004. |
| 10.419 X2 | Letter Agreement to Purchase (Re: Winchester Commons) dated September 8, 2004. |

Edgar Filing: INLAND WESTERN RETAIL REAL ESTATE TRUST INC - Form POS AM

| | |
|-----------|---|
| 10.420 X2 | Escrow Agreement (Re: Winchester Commons) dated November 5, 2004. |
| 10.421 X2 | Assignment of Contract (Re: Zurich Towers) dated November 2, 2004. |
| 10.422 X2 | Purchase and Sale Agreement (Re: Zurich Towers) dated November 2, 2004. |
| 10.423 X3 | Assignment of Contract (Re: Denton Crossing) dated October 12, 2004. |
| 10.424 X3 | Promissory Note (Re: Denton Crossing) dated December 7, 2004. |
| 10.425 X3 | Promissory Note (Re: Denton Crossing) dated December 7, 2004. |
| 10.426 X3 | Guaranty Agreement (Re: Denton Crossing) dated December 7, 2004. |
| 10.427 X3 | Assignment of Purchase Agreement (Re: Plaza at Riverlakes) dated October |
| 10.428 X3 | Amended Purchase and Sale Agreement and Joint Escrow Instructions (Re: October 20, 2004. |
| 10.429 X3 | Assignment of Contract (Re: Gurnee Town Center) dated October 26, 2004. |
| 10.430 X3 | Promissory Note (Re: Gurnee Town Center) dated December 20, 2004. |
| 10.431 X3 | Loan Agreement (Re: Gurnee Town Center) dated December 20, 2004. |
| 10.432 X3 | Mortgage Note (Re: Fox Creek Village) dated December 23, 2004. |
| 10.433 X3 | Loan Letter Agreement (Re: Fox Creek Village) dated December 23, 2004. |
| 10.434 X3 | Assignment of Contract (Re: Five Forks) dated December 6, 2004. |
| 10.435 X3 | Agreement of Purchase and Sale (Re: Five Forks) dated September 10, 2004 |
| 10.436 X3 | Assignment of Real Estate Purchase Contract (Re: Placentia Town Center) |
| 10.437 X3 | Reinstated and Amended Purchase and Sale Agreement and Joint Escrow Ins Center) dated November 4, 2004. |
| 10.438 X3 | Promissory Note (Re: Placentia Town Center) dated December 21, 2004. |
| 10.439 X3 | Loan Agreement (Re: Placentia Town Center) dated December 21, 2004. |
| 10.440 X3 | Assignment and Assumption of Purchase and Sale Agreement (Re: Gateway St |
| 10.441 X3 | Letter Agreement to Purchase (Re: Gateway Station) dated October 22, 200 |
| 10.442 X3 | Assignment (Re: Northwoods) dated November 7, 2004. |

II-35

| EXHIBIT NO. ----- | DESCRIPTION ----- |
|----------------------|--|
| 10.443 X3 | Amended Agreement to Sale (Re: Northwoods) dated November 8, 2004. |
| 10.444 X3 | Promissory Note (Re: Northwoods) dated December 29, 2004. |

Edgar Filing: INLAND WESTERN RETAIL REAL ESTATE TRUST INC - Form POS AM

| | |
|------------|--|
| 10.445 X3 | Loan Agreement (Re: Northwoods) dated December 29, 2004. |
| 10.446 X3 | Assignment of Contract (Re: Gateway Pavilions) dated December, 2004. |
| 10.447 X3 | Purchase and Sale Agreement and Escrow Instructions (Re: Gateway Pavilio |
| 10.448 X3 | Promissory Note (Re: Gateway Pavilions) dated December 30, 2004. |
| 10.449 X3 | Loan Agreement (Re: Gateway Pavilions) dated December 30, 2004. |
| 10.450 X3 | Assignment and Assumption of Purchase and Sale Agreement (Re: American E AZ) dated December 16, 2004. |
| 10.451 X3 | Assignment and Assumption of Purchase and Sale Agreement (Re: American E AZ) dated December 16, 2004. |
| 10.452 X3 | Assignment and Assumption of Purchase and Sale Agreement (Re: America dated December 16, 2004. |
| 10.453 X3 | Assignment and Assumption of Purchase and Sale Agreement (Re: America December 16, 2004. |
| 10.454 X3 | Assignment and Assumption of Purchase and Sale Agreement (Re: American E December 16, 2004. |
| 10.455 X3 | Assignment and Assumption of Purchase and Sale Agreement (Re: American E dated December 16, 2004. |
| 10.456 X 3 | Purchase and Sale Agreement (Re: American Express - 31st Avenue, Phoen AZ, Minneapolis, MN, De Pere, WI, Greensboro, NC and Fort Lauderdale, FL |
| 10.457 X3 | Promissory Note (Re: American Express - 31st Avenue, Phoenix, AZ) dated |
| 10.458 X3 | Loan Agreement (Re: American Express - 31st Avenue, Phoenix, AZ) dated D |
| 10.459 X3 | Promissory Note (Re: American Express - 19th Avenue, Phoenix, AZ) dated |
| 10.460 X3 | Loan Agreement (Re: American Express - 19th Avenue, Phoenix, AZ) dated D |
| 10.461 X3 | Promissory Note (Re: American Express - Minneapolis, MN) dated December |
| 10.462 X3 | Loan Agreement (Re: American Express - Minneapolis, MN) dated December 1 |
| 10.463 X3 | Promissory Note (Re: American Express - De Pere, WI) dated December 16, |

II-36

| EXHIBIT NO. ----- | DESCRIPTION ----- |
|----------------------|--|
| 10.464 X3 | Loan Agreement (Re: American Express - De Pere, WI) dated December 16, 2 |
| 10.465 X3 | Promissory Note (Re: American Express - Greensboro, NC) dated December 1 |
| 10.466 X3 | Loan Agreement (Re: American Express - Greensboro, NC) dated December 16 |
| 10.467 X3 | Promissory Note (Re: American Express - Fort Lauderdale, FL) dated Decem |

Edgar Filing: INLAND WESTERN RETAIL REAL ESTATE TRUST INC - Form POS AM

| | |
|------------|--|
| 10.468 X3 | Loan Agreement (Re: American Express - Fort Lauderdale, FL) dated December 22, 2004. |
| 10.469 X3 | Assignment and Assumption of Purchase and Sale Agreement (Re: Southlake Town Square) dated December 22, 2004. |
| 10.470 X3 | Amended and Restated Purchase and Sale Agreement (Re: Southlake Town Square) dated December 22, 2004. |
| 10.471 X3 | Assignment and Assumption of Agreement to Admit Partners (Re: Southlake Town Square) dated December 22, 2004. |
| 10.472 X3 | Agreement to Admit Partner (Re: Southlake Town Square) dated November 5, 2004. |
| 10.473 X3 | Assignment (Re: Henry Town Center) dated December 23, 2004. |
| 10.474 X 3 | Amended Agreement of Purchase and Sale (Re: Henry Town Center) dated December 23, 2004. |
| 10.475 X3 | Promissory Note (Re: Henry Town Center) dated January 8, 2003. |
| 10.476 X3 | Deed to Secure Debt and Security Agreement (Re: Henry Town Center) dated December 23, 2004. |
| 10.477 X3 | Assignment (Re: 23rd Street Plaza) dated December 23, 2004. |
| 10.478 X3 | Agreement of Sale (Re: 23rd Street Plaza) dated November 19, 2004. |
| 10.479 X3 | Assignment (Re: Coram Plaza) dated December 23, 2004. |
| 10.480 X3 | Amended Agreement of Purchase and Sale (Re: Coram Plaza) dated October 20, 2004. |
| 10.481 X3 | Assignment (Re: Phenix Crossing) dated December 28, 2004. |
| 10.482 X3 | Amended Real Estate Sale Agreement (Re: Phenix Crossing) dated December 28, 2004. |
| 10.483 X3 | Assignment and Assumption of Purchase and Sale Agreement (Re: Mesa Fiesta) dated December 7, 2004. |
| 10.484 X3 | Agreement of Purchase and Sale (Re: Mesa Fiesta) dated December 7, 2004. |
| 10.485 X3 | Assignment (Re: Green's Corner, Newton Crossroads and Stilesboro Oaks) dated December 20, 2004. |
| 10.486 X3 | Amended Purchase and Sale Agreement (Re: Green's Corner, Newton Crossroads and Stilesboro Oaks) dated December 20, 2004. |
| 10.487 X3 | Assignment of Contract (Re: Shoppes at Lake Andrew) dated December 30, 2004. |

II-37

| EXHIBIT NO. ----- | DESCRIPTION ----- |
|----------------------|--|
| 10.488 X3 | Letter Agreement to Purchase (Re: Shoppes at Lake Andrew) dated November 19, 2004. |
| 10.489 X3 | Promissory Note (Re: Shoppes at Lake Andrew) dated October 30, 2002. |
| 10.490 X3 | Future Advance and Renewal Note (Re: Shoppes at Lake Andrew) dated February 26, 2004. |
| 10.491 X3 | Notice of Future Advance, Mortgage Modification and Amended and Restated Agreement (Re: Shoppes at Lake Andrew) dated February 26, 2004. |
| 10.492 X3 | Renewal Note (Re: Shoppes at Lake Andrew) dated December 2004. |

Edgar Filing: INLAND WESTERN RETAIL REAL ESTATE TRUST INC - Form POS AM

| | |
|-----------|--|
| 10.493 X3 | Mortgage Modification and Amended and Restated Mortgage and Security (Andrew) dated December 30, 2004. |
| 10.494 X3 | Assignment of Contract (Re: Pleasant Run Towne Crossing) dated December |
| 10.495 X3 | Promissory Note (Re: Pleasant Run Towne Crossing) dated December 30, 200 |
| 10.496 X3 | Loan Agreement (Re: Pleasant Run Towne Crossing) dated December 30, 2004 |
| 10.497 X3 | Assignment and Assumption of Purchase and Sale Agreement (Re: Evans Town |
| 10.498 X3 | Assignment and Assumption of Purchase and Sale Agreement (Re: Irmo Stati |
| 10.499 X3 | Amended Agreement of Purchase and Sale (Re: Evans Town Center and Irmo 2004. |
| 10.500 X3 | Assignment and Assumption of Purchase and Sale Agreement (Re: American Canada) dated January 25, 2005. |
| 10.501 X3 | Purchase and Sale Agreement (Re: American Express - Markham, Ontario, Ca |
| 10.502 X3 | Purchase Agreement (Re: American Express - Markham, Ontario, Canada) dat |
| 10.503 X3 | Promissory Note (Re: American Express - Markham, Ontario, Canada) dated |
| 10.504 X3 | Loan Agreement (Re: American Express - Markham, Ontario, Canada) dated J |
| 10.505 X3 | Amended and Restated Project Promissory Note (Re: Coram Plaza) dated Dec |
| 10.506 X3 | Amended and Restated Acquisition Promissory Note (Re: Coram Plaza) dated |
| 10.507 X3 | Amended and Restated Building Loan Promissory Note (Re: Coram Plaza) dat |

II-38

| EXHIBIT NO. ----- | DESCRIPTION ----- |
|----------------------|---|
| 10.508 X3 | Assignment, Assumption, Modification and Release Agreement (Re: Coram Pl |
| 10.509 X3 | Interim Secured Promissory Note Loan No. 754183 (Re: Coram Plaza) dated |
| 10.510 X3 | Consolidated, Amended and Restated Secured Promissory Note Loan No. January 26, 2005. |
| 10.511 X3 | Loan Agreement Loan No. 754183 (Re: Coram Plaza) dated January 26, 2005. |
| 10.512 X3 | Guaranty Loan No. 754183 (Re: Coram Plaza) dated January 26, 2005. |
| 23.1 | Consent of KPMG LLP |
| 23.2***** | Consent of Duane Morris LLP (included in Exhibit 5) |
| 23.3***** | Consent of Duane Morris LLP (included in Exhibit 8) |
| 24* | Power of Attorney (included in signature page to the Registration Statem |

Edgar Filing: INLAND WESTERN RETAIL REAL ESTATE TRUST INC - Form POS AM

| | |
|---------|--|
| 31.1 X3 | Rule 13a-15(e)/15d-15(e) Certification by Chief Executive Officer |
| 31.2 X3 | Rule 13a-15(e)/15d-15(e) Certification by Principal Financial Officer |
| 31.3 X3 | Rule 13a-15(e)/15d-15(e) Certification by Principal Accounting Officer |
| 32.1 X3 | Section 1350 Certification by Chief Executive Officer and Principal Accounting Officer |
| 99.1 X2 | Code of Business Conduct and Ethics |
| 99.2 X2 | Nonretaliation Policy |
| * | Incorporated by reference to the Company's Registration Statement on Form S-11 (File No. 333-103799) originally filed March 13, 2003. |
| ** | Incorporated by reference to Amendment No. 1 to the Company's Registration Statement on Form S-11 (File No. 333-103799) originally filed May 8, 2003. |
| *** | Incorporated by reference to Amendment No. 2 to the Company's Registration Statement on Form S-11 (File No. 333-103799) originally filed June 30, 2003. |
| **** | Incorporated by reference to Amendment No. 3 to the Company's Registration Statement on Form S-11 (File No. 333-103799) originally filed August 20, 2003. |
| ***** | Incorporated by reference to Post-Effective Amendment No. 1 to the Company's Registration Statement on Form S-11 (File No. 333-103799) originally filed December 15, 2003. |
| ***** | Incorporated by reference to the Company's Annual Report on Form 10-K for 2003, originally filed February 27, 2004. |
| ***** | Incorporated by reference to Post-Effective Amendment No. 3 to the Company's Registration Statement on Form S-11 (File No. 333-103799) originally filed March 15, 2004. |

II-39

| EXHIBIT NO. ----- | DESCRIPTION ----- |
|----------------------|---|
| ***** | Incorporated by reference to the Company's Quarterly Report on Form 10-Q for 2004, originally filed July 29, 2004. |
| ***** | Incorporated by reference to Post-Effective Amendment No. 4 to the Company's Registration Statement on Form S-11 (File No. 333-103799) originally filed June 15, 2004. |
| ***** | Incorporated by reference to Post-Effective Amendment No. 5 to the Company's Registration Statement on Form S-11 (File No. 333-103799) originally filed September 15, 2004. |
| X1 | Incorporated by reference to the Company's Quarterly Report on Form 10-Q for 2004, originally filed on November 30, 2004. |
| X2 | Incorporated by reference to Post-Effective Amendment No. 7 to the Company's Registration Statement on Form S-11 (File No. 333-103799) originally filed. |
| X3 | Incorporated by reference to the Company's Annual Report on Form 10-K for 2004, originally filed on March 7, 2005. |

ITEM 37. UNDERTAKINGS.

1. The undersigned Registrant hereby undertakes:
 - (a) To file, during any period in which offers or sales are being made, a post-effective amendment to this registration statement:
 - (i). To include any prospectus required by section 10(a)(3) of the Act;
 - (ii). To reflect in the prospectus any facts or events arising after the effective date of the registration statement (or the most recent post-effective amendment thereof) which, individually or in the aggregate, represent a fundamental change in the information set forth in the registration statement; and
 - (iii). To include any material information with respect to the plan of distribution not previously disclosed in the registration statement or any material change to such information in the registration statement.
 - (b) That, for the purpose of determining any liability under the Act, each such post-effective amendment shall be deemed to be a new registration statement relating to the securities offered therein, and the offering of such securities at that time shall be deemed to be the initial bona fide offering thereof.
 - (c) To remove from registration by means of a post-effective amendment any of the securities being registered which remain unsold at the termination of the offering.
2. The Registrant undertakes to send to each Stockholder at least on annual basis a detailed statement of any transactions with the Advisor or its Affiliates, and of fees, commissions, compensation and other benefits paid or accrued to the Advisor or its Affiliates for the fiscal year completed, showing the amount paid or accrued to each recipient and the services performed.
3. The Registrant undertakes to provide to the Stockholders the financial statements required by Form 10-K for the first full fiscal year of operations of the Company.
4. The Registrant hereby undertakes to send to the Stockholders, within 60 days after the close of each quarterly fiscal period, the information specified by Form 10-Q, if such report is required to be filed with the Commission.
5. The Registrant undertakes to file a sticker supplement pursuant to Rule 424(c) under the Act during the distribution period describing each Property not identified in the Prospectus at such time as there arises a reasonable probability that such Property will be acquired and to consolidate all such stickers into a post-effective amendment filed at least once every three months, with the information contained in such amendment provided simultaneously to the existing Stockholders. Each sticker supplement should also disclose all compensation and fees received by the Advisor and its Affiliates in connection with any such acquisition. The post-effective amendment shall include audited financial statements meeting the requirements of Rule 3-14 of Regulation S-X only for Properties

Edgar Filing: INLAND WESTERN RETAIL REAL ESTATE TRUST INC - Form POS AM

acquired during the distribution period.

The Registrant also undertakes to file, after the end of the distribution period, a current report on Form 8-K containing the financial statements and additional information required by Rule 3-14 of Regulation S-X, to reflect each commitment (i.e., the signing of a binding purchase agreement) made after the end of the distribution period involving the use of 10% or more (on a cumulative basis) of the net proceeds of the offering and to provide the information contained in such report to the Stockholders at least once each quarter after the distribution period of the offering has ended.

6. Insofar as indemnification for liabilities arising under the Act may be permitted to Directors, officers and controlling persons of the Registrant, the Registrant has been advised that in the opinion of the Commission such indemnification is against public policy as expressed in the Act and is, therefore, unenforceable. In the event that a claim for indemnification against such liabilities (other than the payment by the Registrant of expenses incurred or paid by a Director, officer or controlling person of the Registrant in the successful defense of any action, suit or proceeding) is asserted by such Director, officer or controlling person in connection with securities being registered, the Registrant will, unless in the opinion of its counsel the matter has been settled by controlling precedent, submit to a court of appropriate jurisdiction the question whether such indemnification by it is against public policy as expressed in the Act and will be governed by the final adjudication of such issue.

II-41

TABLE VI
ACQUISITION OF PROPERTIES BY PROGRAMS (A)
(000's omitted, except for Square Feet or Acres)

Table VI presents information concerning the acquisition of real properties by programs with similar investment objectives, sponsored by Inland Real Estate Investment Corporation ("IREIC"), in the three years ended December 31, 2003. The detail provided with respect to each acquisition includes the property size, location, purchase price and the amount of mortgage financing. This information is intended to assist the prospective investor in evaluating the property mix as well as the terms involved in acquisitions by programs sponsored by IREIC.

II-42

TABLE VI-(CONTINUED)
ACQUISITIONS OF PROPERTIES BY PROGRAMS (A)
(000'S OMITTED, EXCEPT FOR NUMBER OF SQUARE FEET)

| PROPERTY | NUMBER OF SQUARE FEET | DATE OF PURCHASE | PURCHASE PRICE PLUS ACQUISITION FEE | MORTGAGE FINANCING AT DATE OF PURCHASE | CASH DOWN PAYMENT |
|------------------------------------|-----------------------|------------------|-------------------------------------|--|-------------------|
| INLAND REAL ESTATE CORPORATION: | | | | | |
| PETSMART, Gurnee, IL | 25,692 | 04/01 | 3,304 | - | 3,304 |
| Eckerd Drug Store, Chattanooga, TN | 10,908 | 05/02 | 2,367 | - | 2,367 |

Edgar Filing: INLAND WESTERN RETAIL REAL ESTATE TRUST INC - Form POS AM

| | | | | | |
|--|-----------|-------|------------|-----------|------------|
| Michael's, Coon Rapids, MN | 24,317 | 07/02 | 2,808 | - | 2,808 |
| Deer Trace, Kohler, WI | 149,881 | 07/02 | 13,281 | - | 13,281 |
| Disney, Celebration, FL | 166,131 | 07/02 | 27,281 | 13,600 | 13,681 |
| Townes Crossing, Oswego, IL | 105,989 | 08/02 | 12,043 | - | 12,043 |
| Park Square, Brooklyn Park, MN | 137,116 | 08/02 | 9,873 | 5,850 | 4,023 |
| Forest Lake Marketplace, Forest Lake, MN | 93,853 | 09/02 | 11,856 | - | 11,856 |
| Naper West Ph II, Naperville, IL | 50,000 | 10/02 | 3,116 | - | 3,116 |
| Walgreens, Jennings, MO | 15,120 | 10/02 | 2,706 | - | 2,706 |
| Four Flaggs Annex, Niles, IL | 21,790 | 11/02 | 3,289 | - | 3,289 |
| Four Flaggs, Niles, IL | 306,479 | 11/02 | 21,298 | 12,510 | 8,788 |
| Brunswick Market Center, Brunswick, OH | 119,540 | 12/02 | 13,458 | - | 13,458 |
| Medina Marketplace, Medina, OH | 72,781 | 12/02 | 9,511 | - | 9,511 |
| Shakopee Valley, Shakopee, MN | 146,436 | 12/02 | 14,700 | - | 14,700 |
| Shops at Orchard Place, Skokie, IL | 164,542 | 12/02 | 42,752 | - | 42,752 |
| Cub Foods, Hutchinson, MN | 60,208 | 01/03 | 5,388 | - | 5,388 |
| Mankato Heights, Mankato, MN | 129,410 | 04/03 | 15,102 | - | 15,102 |
| Caton Crossing, Plainfield, IL | 83,792 | 06/03 | 11,165 | - | 11,165 |
| Village Ten, Coon Rapids, MN | 211,568 | 08/03 | 15,104 | - | 15,104 |
| Rochester Marketplace, Rochester, MN | 69,914 | 09/03 | 9,371 | - | 9,371 |
| University Crossing, Mishawaka, IN | 136,422 | 10/03 | 14,913 | - | 14,913 |
| Total for Inland Real Estate Corporation | 2,301,889 | | \$ 264,686 | \$ 31,960 | \$ 232,726 |

II-43

| PROPERTY | NUMBER OF SQUARE FEET | DATE OF PURCHASE | PURCHASE PRICE PLUS ACQUISITION FEE | MORTGAGE FINANCING AT DATE OF PURCHASE | CASH DOWN PAYMENT |
|--|-----------------------|------------------|-------------------------------------|--|-------------------|
| INLAND RETAIL REAL ESTATE TRUST, INC.: | | | | | |
| Columbia Promenade, Kissimmee, FL | 65,870 | 01/01 | 7,440 | - | 7,440 |
| K-Mart, Macon, GA | 102,098 | 02/01 | 9,031 | - | 9,031 |
| Lowe's Home Improvement Center, Warner Robbins, GA | 131,575 | 02/01 | 9,431 | - | 9,431 |
| West Oaks, Ocoee, FL | 66,539 | 03/01 | 11,221 | - | 11,221 |
| PETSMART - Chattanooga, Chattanooga, TN | 26,040 | 04/01 | 3,103 | - | 3,103 |
| PETSMART - Daytona Beach, Daytona Beach, FL | 26,194 | 04/01 | 3,238 | - | 3,238 |
| PETSMART - Fredricksburg, Fredricksburg, VA | 26,067 | 04/01 | 3,410 | - | 3,410 |
| Sand Lake Corners, Orlando, FL | 189,741 | 05/01 | 22,256 | - | 22,256 |
| Jo-Ann Fabrics, Alpharetta, GA | 44,418 | 06/01 | 4,911 | - | 4,911 |
| Woodstock Square, Atlanta, GA | 218,819 | 06/01 | 27,596 | - | 27,596 |
| Chickasaw Trails Shopping Center, Orlando, FL | 75,492 | 08/01 | 8,631 | - | 8,631 |

Edgar Filing: INLAND WESTERN RETAIL REAL ESTATE TRUST INC - Form POS AM

| | | | | | |
|---|---------|-------|--------|--------|--------|
| Just for Feet - Daytona, Daytona Beach, FL | 22,255 | 08/01 | 3,901 | - | 3,901 |
| Skyview Plaza, Orlando, FL | 281,247 | 09/01 | 21,332 | - | 21,332 |
| Aberdeen Square, Boynton Beach, FL | 70,555 | 10/01 | 6,717 | - | 6,717 |
| Anderson Central, Anderson, SC | 223,211 | 11/01 | 15,863 | 11,000 | 4,863 |
| Brandon Blvd. Shoppes, Brandon, FL | 85,377 | 11/01 | 9,482 | - | 9,482 |
| Creekwood Crossing, Bradenton, FL | 227,052 | 11/01 | 23,616 | - | 23,616 |
| Eckerd Drug Store - Greenville, Greenville, SC | 10,908 | 11/01 | 2,828 | - | 2,828 |
| Abernathy Square, Atlanta, GA | 131,649 | 12/01 | 24,131 | - | 24,131 |
| Citrus Hills, Citrus Hills, FL | 68,927 | 12/01 | 6,027 | - | 6,027 |
| Douglasville Pavilion, Douglasville, GA | 267,764 | 12/01 | 27,377 | 20,000 | 7,377 |
| Eckerd Drug Store - Spartanburg, Spartanburg, SC | 10,908 | 12/01 | 2,807 | - | 2,807 |
| Fayetteville Pavilion, Fayetteville, NC | 272,385 | 12/01 | 26,898 | 20,133 | 6,765 |
| Southlake Pavilion, Morrow, GA | 525,162 | 12/01 | 56,377 | 39,740 | 16,637 |
| Steeplechase Plaza, Ocala, FL | 87,380 | 12/01 | 8,647 | - | 8,647 |
| Venture Pointev, Duluth, GA | 334,620 | 12/01 | 26,533 | 13,334 | 13,199 |
| Sarasota Pavilion, Sarasota, FL | 324,140 | 01/02 | 42,100 | - | 42,100 |

II-44

| PROPERTY | NUMBER OF SQUARE FEET | DATE OF PURCHASE | PURCHASE PRICE PLUS ACQUISITION FEE | MORTGAGE FINANCING AT DATE OF PURCHASE | CASH DOWN PAYMENT |
|--|--------------------------|---------------------|---|--|----------------------|
| Turkey Creek Phase I, Knoxville, TN | 284,224 | 01/02 | 21,762 | - | 21,762 |
| Universal Plaza, Lauderhill, FL | 49,816 | 01/02 | 9,872 | - | 9,872 |
| Hairston Crossing, Decatur, GA | 57,884 | 02/02 | 6,630 | - | 6,630 |
| Just for Feet - Augusta, Augusta, GA | 22,115 | 02/02 | 3,054 | - | 3,054 |
| Just For Feet - Covington, Covington, LA | 20,116 | 02/02 | 3,447 | - | 3,447 |
| Logger Head Junction, Sarasota, FL | 4,711 | 02/02 | 665 | - | 665 |
| Shoppes of Golden Acres, Newport Richey, FL | 76,371 | 02/02 | 10,831 | - | 10,831 |
| Newnan Pavilion, Newnan, GA | 481,004 | 03/02 | 33,114 | - | 33,114 |
| Eisenhower Crossing I & II, Macon, GA | 403,013 | 11/01,03/02 | 43,292 | - | 43,292 |
| Acworth Avenue Retail Shopping Center, Acworth, GA | 16,130 | 12/00,3/02 | 2,834 | - | 2,834 |
| Crystal Springs Shopping Center, Crystal Springs, FL | 67,021 | 04/02 | 7,478 | - | 7,478 |
| Eckerd Drug Store - Concord, Concord, NC | 10,908 | 04/02 | 2,039 | - | 2,039 |
| Eckerd Drug Store - Tega | | | | | |

Edgar Filing: INLAND WESTERN RETAIL REAL ESTATE TRUST INC - Form POS AM

| | | | | | |
|---|---------|-------|--------|-------|--------|
| Cay, Tega Cay, SC | 13,824 | 04/02 | 2,544 | - | 2,544 |
| Melbourne Shopping Center, Melbourne, FL | 209,217 | 04/02 | 9,842 | 5,949 | 3,893 |
| Riverstone Plaza, Canton, GA | 302,024 | 04/02 | 31,943 | - | 31,943 |
| Target Center, Columbia, SC | 79,253 | 04/02 | 7,673 | - | 7,673 |
| Hampton Point, Taylors, SC | 58,316 | 05/02 | 4,526 | - | 4,526 |
| Northpoint Marketplace, Spartanburg, SC | 101,982 | 05/02 | 8,269 | - | 8,269 |
| Oleander Shopping Center, Wilmington, NC | 51,888 | 05/02 | 5,221 | 3,000 | 2,221 |
| Sharon Greens, Cumming, GA | 98,317 | 05/02 | 13,062 | - | 13,062 |
| Bass Pro Outdoor World, Dania Beach, FL | 165,000 | 06/02 | 18,220 | - | 18,220 |
| Chesterfield Crossings, Richmond, VA, | 68,898 | 06/02 | 10,982 | - | 10,982 |
| Circuit City-Rome, Rome, GA | 33,056 | 06/02 | 4,476 | - | 4,476 |
| Circuit City-Vero Beach, Vero Beach, FL | 33,243 | 06/02 | 5,648 | - | 5,648 |
| Hillsboro Square, Deerfield Beach, FL | 145,647 | 06/02 | 18,985 | - | 18,985 |
| Stonebridge Square, Roswell, GA | 160,104 | 06/02 | 19,529 | - | 19,529 |
| Ward's Crossing, Lynchburg, VA | 80,918 | 06/02 | 11,100 | - | 11,100 |
| Circuit City Plaza, Orlando, FL | 78,625 | 07/02 | 11,518 | - | 11,518 |
| Eckerd Drug Store - Woodruff, Woodruff, SC | 13,824 | 07/02 | 2,475 | - | 2,475 |
| McFarland Plaza, Tuscaloosa, AL | 221,807 | 07/02 | 15,259 | - | 15,259 |

II-45

| PROPERTY | NUMBER OF SQUARE FEET | DATE OF PURCHASE | PURCHASE PRICE PLUS ACQUISITION FEE | MORTGAGE FINANCING AT DATE OF PURCHASE | CASH DOWN PAYMENT |
|--|--------------------------|---------------------|---|--|----------------------|
| Sycamore Commons, Matthews, NC | 256,523 | 07/02 | 38,184 | - | 38,184 |
| Walk at Highwoods I, Tampa, FL | 133,940 | 07/02 | 23,999 | - | 23,999 |
| Eckerd Drug Store - Blackstock, Spartanburg, SC | 10,908 | 08/02 | 2,723 | - | 2,723 |
| Forestdale Plaza, Jamestown, NC | 53,239 | 08/02 | 6,670 | - | 6,670 |
| Sexton Commons, Fuquay Varina, NC | 49,097 | 08/02 | 8,023 | - | 8,023 |
| Shoppes at Lake Mary, Lake Mary, FL | 69,843 | 08/02 | 11,140 | - | 11,140 |
| Wakefield Crossing, Raleigh, NC | 75,929 | 08/02 | 10,794 | - | 10,794 |
| Circuit City-Cary, Cary, NC | 27,891 | 09/02 | 5,650 | - | 5,650 |
| Cox Creek, Florence, AL | 173,934 | 09/02 | 19,231 | 15,287 | 3,944 |
| Forest Hills Centre, Wilson, NC | 73,280 | 09/02 | 6,675 | - | 6,675 |
| Golden Gate, Greensboro, NC | 153,114 | 10/02 | 10,545 | - | 10,545 |
| Goldenrod Groves, Orlando, FL | 108,944 | 10/02 | 9,177 | - | 9,177 |
| City Crossing, Warner Robins, GA | 187,099 | 11/02 | 14,644 | - | 14,644 |
| Clayton Corners, Clayton, NC | 125,656 | 11/02 | 14,994 | 9,740 | 5,254 |
| CompUSA Retail Center, Newport News, VA | 47,134 | 11/02 | 7,324 | - | 7,324 |

Edgar Filing: INLAND WESTERN RETAIL REAL ESTATE TRUST INC - Form POS AM

| | | | | | |
|--|---------|-------|--------|--------|--------|
| Duvall Village, Bowie, MD | 82,522 | 11/02 | 13,046 | - | 13,046 |
| Gateway Plaza - Jacksonville, Jacksonville, NC | 101,682 | 11/02 | 11,865 | - | 11,865 |
| Harundale Plaza, Glen Burnie, MD | 274,160 | 11/02 | 24,752 | - | 24,752 |
| Jones Bridge Plaza, Norcross, GA | 83,363 | 11/02 | 7,525 | - | 7,525 |
| Lakewood Ranch, Bradenton, FL | 69,472 | 11/02 | 9,494 | 4,400 | 5,094 |
| North Aiken Bi-Lo Center, Aiken, SC | 59,204 | 11/02 | 5,816 | - | 5,816 |
| Plant City Crossing, Plant City, FL | 85,252 | 11/02 | 10,879 | - | 10,879 |
| Presidential Commons, Snellville, GA | 372,149 | 11/02 | 45,032 | 26,113 | 18,919 |
| Rainbow Foods - Garland, Garland, TX | 70,576 | 11/02 | 5,098 | - | 5,098 |
| Rainbow Foods - Rowlett, Rowlett, TX | 63,117 | 11/02 | 4,604 | - | 4,604 |
| River Ridge, Birmingham, AL | 158,755 | 11/02 | 26,492 | - | 26,492 |
| Rosedale Shopping Center, Huntersville, NC | 94,248 | 11/02 | 19,544 | 13,300 | 6,244 |
| Shoppes on the Circle, Dothan, AL | 149,085 | 11/02 | 15,013 | 12,210 | 2,803 |
| Southlake Shopping Center, Cornelius, NC | 131,247 | 11/02 | 13,633 | 7,962 | 5,671 |
| Village Square at Golf, Boynton Beach, FL | 134,894 | 11/02 | 18,537 | - | 18,537 |

II-46

| PROPERTY | NUMBER OF SQUARE FEET | DATE OF PURCHASE | PURCHASE PRICE PLUS ACQUISITION FEE | MORTGAGE FINANCING AT DATE OF PURCHASE | CASH DOWN PAYMENT |
|--|-----------------------|------------------|-------------------------------------|--|-------------------|
| Chatham Crossing, Siler City, NC | 32,000 | 12/02 | 3,964 | - | 3,964 |
| Columbiana Station, Columbia, SC | 270,649 | 12/02 | 46,615 | - | 46,615 |
| Gateway Plaza - Conway, Conway, SC | 62,428 | 12/02 | 6,295 | - | 6,295 |
| Lakeview Plaza, Kissimmee, FL | 54,788 | 12/02 | 6,187 | 3,613 | 2,574 |
| Meadowmont Village Center, Chapel Hill, NC | 133,471 | 12/02 | 26,808 | - | 26,808 |
| Shoppes at Citiside, Charlotte, NC | 75,478 | 12/02 | 9,706 | - | 9,706 |
| Shoppes at New Tampa, Wesley Chapel, FL | 158,342 | 12/02 | 19,196 | - | 19,196 |
| Camp Hill Center, Harrisburg, PA | 63,350 | 01/03 | 7,786 | - | 7,786 |
| Eckerd Drug Store - #5018, Amherst, NY | 10,908 | 01/03 | 2,805 | 1,582 | 1,223 |
| Eckerd Drug Store - #5661, Buffalo, NY | 12,732 | 01/03 | 3,145 | 1,777 | 1,368 |
| Eckerd Drug Store - #5786, Dunkirk, NY | 10,908 | 01/03 | 1,720 | 905 | 815 |
| Eckerd Drug Store - #5797, Cheektowaga, NY | 10,908 | 01/03 | 3,756 | 1,636 | 2,120 |

Edgar Filing: INLAND WESTERN RETAIL REAL ESTATE TRUST INC - Form POS AM

| | | | | | |
|---|---------|-------|--------|-------|--------|
| Eckerd Drug Store - #6007, Connellsville, PA | 10,908 | 01/03 | 3,503 | 1,636 | 1,867 |
| Eckerd Drug Store - #6036, Pittsburgh, PA | 10,908 | 01/03 | 3,840 | 1,636 | 2,204 |
| Eckerd Drug Store - #6040, Monroeville, PA | 12,738 | 01/03 | 5,430 | 1,911 | 3,519 |
| Eckerd Drug Store - #6043, Monroeville, PA | 10,908 | 01/03 | 3,315 | 1,637 | 1,678 |
| Eckerd Drug Store - #6062, Harborcreek, PA | 10,908 | 01/03 | 2,527 | 1,418 | 1,109 |
| Eckerd Drug Store - #6089, Weirton, WV | 10,908 | 01/03 | 2,472 | 1,374 | 1,098 |
| Eckerd Drug Store - #6095, Cheswick, PA | 10,908 | 01/03 | 2,791 | 1,571 | 1,220 |
| Eckerd Drug Store - #6172, New Castle, PA | 10,908 | 01/03 | 2,877 | 1,636 | 1,241 |
| Eckerd Drug Store - #6193, Erie, PA | 10,908 | 01/03 | 2,919 | 1,636 | 1,283 |
| Eckerd Drug Store - #6199, Millcreek, PA | 10,908 | 01/03 | 3,729 | 1,637 | 2,092 |
| Eckerd Drug Store - #6257, Millcreek, PA | 10,908 | 01/03 | 1,444 | 640 | 804 |
| Eckerd Drug Store - #6286, Erie, PA | 10,908 | 01/03 | 4,193 | 1,601 | 2,592 |
| Eckerd Drug Store - #6334, Erie, PA | 10,908 | 01/03 | 2,997 | 1,636 | 1,361 |
| Eckerd Drug Store - #6392, Penn, PA | 10,908 | 01/03 | 2,949 | 1,636 | 1,313 |
| Eckerd Drug Store - #6695, Plum Borough, PA | 10,908 | 01/03 | 3,669 | 1,637 | 2,032 |
| Eckerd Drug Store - Piedmont, Piedmont, SC | 10,908 | 01/03 | 1,968 | - | 1,968 |
| Market Square, Douglasville, GA | 121,774 | 01/03 | 12,905 | 8,390 | 4,515 |
| Springfield Park, Lawrenceville, GA | 105,321 | 01/03 | 10,924 | - | 10,924 |

II-47

| PROPERTY | NUMBER OF SQUARE FEET | DATE OF PURCHASE | PURCHASE PRICE PLUS ACQUISITION FEE | MORTGAGE FINANCING AT DATE OF PURCHASE | CASH DOWN PAYMENT |
|--|--------------------------|---------------------|---|--|----------------------|
| Tequesta Shoppes Plaza, Tequesta, FL | 109,937 | 01/03 | 11,439 | - | 11,439 |
| Capital Crossing, Raleigh, NC | 92,248 | 02/03 | 9,984 | - | 9,984 |
| Colonial Promenade Bardmore Center, Largo, FL | 152,667 | 02/03 | 17,151 | - | 17,151 |
| Commonwealth Center II, Richmond, VA | 165,382 | 02/03 | 22,278 | - | 22,278 |
| Concord Crossing, Concord, NC | 55,930 | 02/03 | 5,331 | - | 5,331 |
| Fountains, Plantation, FL | 408,807 | 02/03 | 44,412 | - | 44,412 |
| Marketplace at Mill Creek, Buford, GA | 398,407 | 02/03 | 50,118 | - | 50,118 |
| Monroe Shopping Center, Monroe, NC | 45,080 | 02/03 | 3,548 | - | 3,548 |
| Oakley Plaza, Asheville, NC | 118,727 | 02/03 | 9,469 | - | 9,469 |

Edgar Filing: INLAND WESTERN RETAIL REAL ESTATE TRUST INC - Form POS AM

| | | | | | |
|---|---------|-------|--------|--------|--------|
| Overlook at King of Prussia, King of Prussia, PA | 186,980 | 02/03 | 57,045 | 30,000 | 27,045 |
| Paraiso Plaza, Hialeah, FL | 61,012 | 02/03 | 9,481 | - | 9,481 |
| Publix Brooker Creek, Palm Harbor, FL | 77,596 | 02/03 | 8,719 | 4,468 | 4,251 |
| Sheridan Square, Dania, FL | 67,425 | 02/03 | 7,586 | - | 7,586 |
| Stonecrest Marketplace, Lithonia, GA | 264,447 | 02/03 | 34,742 | - | 34,742 |
| Suwanee Crossroads, Suwanee, GA | 69,500 | 02/03 | 12,068 | - | 12,068 |
| Windsor Court Shopping Center, Windsor Court, CT | 78,480 | 02/03 | 14,639 | - | 14,639 |
| Downtown Short Pump, Richmond, VA | 125,553 | 03/03 | 33,515 | - | 33,515 |
| Valley Park Commons, Hagerstown, MD | 89,579 | 03/03 | 11,317 | - | 11,317 |
| Eckerd - Perry Creek, Perry Creek, NC | 10,908 | 09/02 | 2,795 | - | 2,795 |
| Village Center, Mt. Pleasant, WI | 217,103 | 03/03 | 23,987 | - | 23,987 |
| Watercolor Crossing, Tallahassee, FL | 43,200 | 03/03 | 5,485 | - | 5,485 |
| Bi-Lo - Southern Pines, Southern Pines, NC | 57,404 | 04/03 | 8,127 | - | 8,127 |
| Creeks at Virginia Center, Richmond, VA | 266,266 | 04/03 | 39,458 | 27,804 | 11,654 |
| Flamingo Falls, Pembroke Pines, FL | 108,565 | 04/03 | 23,946 | - | 23,946 |
| Glenmark Shopping Center, Morgantown, WV | 122,167 | 04/03 | 12,982 | - | 12,982 |
| River Run, Miramar, FL | 93,643 | 04/03 | 11,638 | - | 11,638 |
| Westside Centre Shopping Center, Huntsville, AL | 490,784 | 04/03 | 46,015 | 39,350 | 6,665 |
| 440 Commons, Jersey City, NJ | 162,533 | 05/03 | 18,046 | - | 18,046 |
| Barrett Pavilion, Kennesaw, GA | 460,755 | 05/03 | 80,183 | - | 80,183 |
| Bi-Lo - Asheville, Asheville, NC | 54,319 | 05/03 | 7,727 | - | 7,727 |

II-48

| PROPERTY | NUMBER OF SQUARE FEET | DATE OF PURCHASE | PURCHASE PRICE PLUS ACQUISITION FEE | MORTGAGE FINANCING AT DATE OF PURCHASE | CASH DOWN PAYMENT |
|---|--------------------------|---------------------|---|--|----------------------|
| Bi-Lo - Shelmore, Mt. Pleasant, SC | 61,705 | 05/03 | 11,836 | - | 11,836 |
| Bi-Lo - Sylvania, Sylvania, GA | 36,000 | 05/03 | 4,407 | - | 4,407 |
| Birkdale Village, Charlotte, NC | 653,983 | 05/03 | 96,410 | - | 96,410 |
| BJ'S Wholesale Club, Charlotte, NC | 99,792 | 05/03 | 13,025 | - | 13,025 |
| Brick Center Plaza, Brick, NJ | 114,028 | 05/03 | 19,451 | - | 19,451 |
| East Hanover Plaza, East Hanover, NJ | 122,028 | 05/03 | 17,312 | - | 17,312 |
| Eckerd Drug Store - #0234, Marietta, GA | 10,880 | 05/03 | 2,044 | 1,161 | 883 |
| Eckerd Drug Store - #0444, Gainesville, GA | 10,594 | 05/03 | 1,986 | 1,129 | 857 |
| Eckerd Drug Store - #0818, Ft. Worth, TX | 10,908 | 05/03 | 2,691 | 1,540 | 1,151 |

Edgar Filing: INLAND WESTERN RETAIL REAL ESTATE TRUST INC - Form POS AM

| | | | | | |
|--|---------|-------|--------|-------|--------|
| Eckerd Drug Store - #0862, Wichita Falls, TX | 9,504 | 05/03 | 2,087 | 1,203 | 884 |
| Eckerd Drug Store - #0943, Richardson, TX | 10,560 | 05/03 | 2,354 | 1,338 | 1,016 |
| Eckerd Drug Store - #0963, Richardson, TX | 10,560 | 05/03 | 2,313 | 1,316 | 997 |
| Eckerd Drug Store - #0968, Wichita Falls, TX | 9,504 | 05/03 | 1,837 | 1,036 | 801 |
| Eckerd Drug Store - #0980, Dallas, TX | 9,504 | 05/03 | 1,917 | 1,097 | 820 |
| Eckerd Drug Store - #2320, Snellville, GA | 10,594 | 05/03 | 2,230 | 1,271 | 959 |
| Eckerd Drug Store - #2506, Dallas, TX | 9,504 | 05/03 | 2,073 | 1,177 | 896 |
| Eckerd Drug Store - #3072, Richland Hills, TX | 10,908 | 05/03 | 2,663 | 1,521 | 1,142 |
| Eckerd Drug Store - #3152, Lake Worth, TX | 9,504 | 05/03 | 1,805 | 1,021 | 784 |
| Eckerd Drug Store - #3169, River Oaks, TX | 10,908 | 05/03 | 2,705 | 1,546 | 1,159 |
| Eckerd Drug Store - #3192, Tyler, TX | 9,504 | 05/03 | 1,495 | 845 | 650 |
| Eckerd Drug Store - #3338, Kissimmee, FL | 10,880 | 05/03 | 2,479 | 1,407 | 1,072 |
| Eckerd Drug Store - #3350, Oklahoma City, OK | 9,504 | 05/03 | 1,776 | 1,005 | 771 |
| Eckerd Drug Store - #3363, Ft. Worth, TX | 9,504 | 05/03 | 1,661 | 941 | 720 |
| Eckerd Drug Store - #3449, Lawrenceville, GA | 9,504 | 05/03 | 2,061 | - | 2,061 |
| Eckerd Drug Store - #3528, Plano, TX | 10,908 | 05/03 | 2,535 | 1,445 | 1,090 |
| Edgewater Town Center, Edgewater, NJ | 77,446 | 05/03 | 27,030 | - | 27,030 |
| Goody's Shopping Center, Augusta, GA | 22,560 | 05/03 | 2,051 | - | 2,051 |
| Heritage Pavilion, Smyrna, GA | 262,961 | 05/03 | 40,013 | - | 40,013 |
| Hiram Pavilion, Hiram, GA | 363,618 | 05/03 | 36,787 | - | 36,787 |
| Killearn Shopping Center, Tallahassee, FL | 94,547 | 05/03 | 10,945 | 4,041 | 6,904 |

II-49

| PROPERTY | NUMBER OF SQUARE FEET | DATE OF PURCHASE | PURCHASE PRICE PLUS ACQUISITION FEE | MORTGAGE FINANCING AT DATE OF PURCHASE | CASH DOWN PAYMENT |
|--|--------------------------|---------------------|---|--|----------------------|
| Midway Plaza, Tamarac, FL | 227,209 | 05/03 | 26,858 | - | 26,858 |
| North Hill Commons, Anderson, SC | 42,942 | 05/03 | 4,541 | - | 4,541 |
| Sandy Plains Village, Roswell, GA | 175,035 | 05/03 | 18,055 | - | 18,055 |
| Shoppes at Paradise Pointe, Ft Walton Beach, FL | 84,070 | 05/03 | 11,591 | - | 11,591 |
| Sony Theatre Complex, East Hanover, NJ | 70,549 | 05/03 | 12,068 | - | 12,068 |
| Town & Country, Knoxville, TN | 639,135 | 05/03 | 49,812 | - | 49,812 |

Edgar Filing: INLAND WESTERN RETAIL REAL ESTATE TRUST INC - Form POS AM

| | | | | | |
|--|---------|-------|--------|--------|--------|
| Village Crossing, Skokie, IL | 427,722 | 05/03 | 69,443 | - | 69,443 |
| West Falls Plaza, West Paterson, NJ | 88,913 | 05/03 | 20,980 | - | 20,980 |
| CostCo Plaza, White Marsh, MD | 209,841 | 06/03 | 16,857 | - | 16,857 |
| Denbigh Village Shopping Center, Newport News, VA | 311,583 | 06/03 | 20,855 | - | 20,855 |
| Shoppes at Lake Dow, McDonough, GA | 73,271 | 06/03 | 11,014 | - | 11,014 |
| Willoughby Hills Shopping Center, Willoughby Hills, OH | 359,414 | 06/03 | 37,705 | 14,480 | 23,225 |
| Cascades Marketplace, Sterling, VA | 98,532 | 07/03 | 16,840 | - | 16,840 |
| Fayette Pavilion III, Fayetteville, GA | 619,856 | 07/03 | 46,308 | - | 46,308 |
| Northlake Commons, Palm Beach Gardens, FL | 143,955 | 07/03 | 21,643 | - | 21,643 |
| Route 22 Retail Shopping Center, Union, NJ | 110,453 | 07/03 | 19,054 | 11,355 | 7,699 |
| Vision Works, Plantation, FL | 6,891 | 07/03 | 1,732 | - | 1,732 |
| Bellevue Place Shopping Center, Nashville, TN | 77,249 | 08/03 | 10,884 | - | 10,884 |
| Camfield Corners, Charlotte, NC | 69,887 | 08/03 | 9,339 | - | 9,339 |
| Kensington Place, Murfreesboro, TN | 70,624 | 08/03 | 7,167 | - | 7,167 |
| Largo Town Center, Upper Marlboro, MD | 270,310 | 08/03 | 30,947 | - | 30,947 |
| Naugatuck Valley Shopping Center, Waterbury, CT | 383,332 | 08/03 | 50,452 | - | 50,452 |
| Riverdale Shops, West Springfield, MA | 273,928 | 08/03 | 42,055 | - | 42,055 |
| Spring Mall Center, Springfield, VA | 56,511 | 08/03 | 10,481 | - | 10,481 |
| Walgreen's, Port Huron, MI | 14,998 | 08/03 | 4,368 | - | 4,368 |
| Bank First, Winter Park, FL | 3,348 | 09/03 | 723 | - | 723 |
| Carlisle Commons, Carlisle, PA | 393,023 | 09/03 | 39,635 | - | 39,635 |
| Circuit City - Culver City, Culver City, CA | 32,873 | 09/03 | 8,781 | - | 8,781 |
| Circuit City - Highland Ranch, Highland Ranch, CO | 43,480 | 09/03 | 5,628 | - | 5,628 |
| Circuit City - Olympia, Olympia, WA | 35,776 | 09/03 | 5,632 | - | 5,632 |

II-50

| PROPERTY | NUMBER OF SQUARE FEET | DATE OF PURCHASE | PURCHASE PRICE PLUS ACQUISITION FEE | MORTGAGE FINANCING AT DATE OF PURCHASE | CASH DOWN PAYMENT |
|---|-----------------------|------------------|-------------------------------------|--|-------------------|
| Fayette Pavilion I & II, Fayetteville, GA | 791,373 | 09/03 | 88,521 | - | 88,521 |
| Kroger - Cincinnati, Cincinnati, OH | 56,634 | 09/03 | 7,431 | - | 7,431 |
| Kroger - Grand Prairie, Grand Prairie, TX | 64,522 | 09/03 | 5,793 | - | 5,793 |
| Kroger - Westchester, Westchester, OH | 56,083 | 09/03 | 4,670 | - | 4,670 |
| Lowe's Home Improvement - | | | | | |

Edgar Filing: INLAND WESTERN RETAIL REAL ESTATE TRUST INC - Form POS AM

| | | | | | |
|---|---------|-------|--------|--------|--------|
| Baytown, Baytown, TX | 125,357 | 09/03 | 11,478 | - | 11,478 |
| Lowe's Home Improvement - Cullman, Cullman, AL | 101,287 | 09/03 | 8,960 | - | 8,960 |
| Lowe's Home Improvement - Houston, Houston, TX | 131,644 | 09/03 | 12,050 | - | 12,050 |
| Lowe's Home Improvement - Steubenville, Steubenville, OH | 130,497 | 09/03 | 11,442 | - | 11,442 |
| Southwood Plantation, Tallahassee, FL | 62,700 | 10/02 | 7,738 | - | 7,738 |
| Super Wal-Mart - Alliance, Alliance, OH | 200,084 | 09/03 | 15,879 | - | 15,879 |
| Super Wal-Mart - Greenville, Greenville, SC | 200,084 | 09/03 | 16,971 | - | 16,971 |
| Super Wal-Mart - Winston-Salem, Winston-Salem, NC | 204,931 | 09/03 | 18,721 | - | 18,721 |
| Eckerd - Gaffney, Gaffney, SC | 13,813 | 12/02 | 2,374 | - | 2,374 |
| Wal-Mart/Sam's Club, Worcester, MA | 107,929 | 09/03 | 11,194 | - | 11,194 |
| Bi-Lo at Northside Plaza, Greenwood, SC | 41,581 | 10/03 | 4,069 | - | 4,069 |
| Cedar Springs Crossing, Spartanburg, SC | 86,581 | 10/03 | 10,191 | - | 10,191 |
| Clearwater Crossing, Flowery Branch, GA | 90,566 | 10/03 | 13,303 | - | 13,303 |
| Cortez Plaza, Bradenton, FL | 286,610 | 10/03 | 26,819 | 16,828 | 9,991 |
| Houston Square, Warner Robins, GA | 60,799 | 10/03 | 5,214 | - | 5,214 |
| Lexington Place, Lexington, SC | 83,167 | 10/03 | 8,481 | - | 8,481 |
| Manchester Broad Street, Manchester, CT | 68,509 | 10/03 | 13,119 | - | 13,119 |
| Plaza Del Paraiso, Miami, FL | 82,442 | 10/03 | 15,417 | - | 15,417 |
| Seekonk Town Center, Seekonk, MA | 80,713 | 10/03 | 11,068 | - | 11,068 |
| Shoppes of Ellenwood, Ellenwood, GA | 67,721 | 10/03 | 10,703 | - | 10,703 |
| Shoppes of Lithia, Brandon, FL | 71,430 | 10/03 | 12,926 | - | 12,926 |
| Crossroads Plaza, Lumberton, NJ | 89,627 | 11/03 | 18,232 | - | 18,232 |
| Hilliard Rome, Columbus, OH | 110,772 | 11/03 | 17,171 | 11,883 | 5,288 |
| Loisdale Center, Springfield, VA | 120,742 | 11/03 | 29,051 | - | 29,051 |
| Middletown Village, Middletown, RI | 98,161 | 11/03 | 17,871 | - | 17,871 |
| Shoppes at Oliver's Crossing, Winston-Salem, NC | 76,512 | 11/03 | 10,386 | - | 10,386 |

II-51

| PROPERTY | NUMBER OF SQUARE FEET | DATE OF PURCHASE | PURCHASE PRICE PLUS ACQUISITION FEE | MORTGAGE FINANCING AT DATE OF PURCHASE | CASH DOWN PAYMENT |
|--|--------------------------|---------------------|---|--|----------------------|
| Squirewood Village, Dandridge, TN | 46,150 | 11/03 | 3,442 | - | 3,442 |
| Waterfront Marketplace/Town Center, Homestead, PA | 755,407 | 11/03 | 113,024 | 72,035 | 40,989 |
| Winslow Bay Commons, Mooresville, NC | 255,598 | 11/03 | 42,132 | - | 42,132 |

Edgar Filing: INLAND WESTERN RETAIL REAL ESTATE TRUST INC - Form POS AM

| | | | | | |
|--|------------|-------|-----------|---------|-----------|
| Albertson's at Bloomingdale Hills, Brandon, FL | 78,686 | 12/03 | 5,856 | - | 5,856 |
| Oak Summit, Winston-Salem, NC | 142,739 | 12/03 | 13,666 | - | 13,666 |
| Paradise Place, West Palm Beach, FL | 69,620 | 12/03 | 11,688 | - | 11,688 |
| Pointe at Tampa Plams, Tampa, FL | 20,258 | 12/03 | 5,282 | - | 5,282 |
| Southhampton Village, Tyrone, GA | 77,900 | 11/02 | 10,610 | - | 10,610 |
| Shoppes on the Ridge | 91,165 | 12/02 | 11,422 | - | 11,422 |
| ----- | | | | | |
| Total for 2001 through 2003 acquisitions | 29,573,733 | | 3,653,755 | 497,556 | 3,156,199 |
| ===== | | | | | |
| DEVELOPMENT PROJECTS | | | | | |
| Fayette Pavilion III, Fayetteville, GA | N/A | 07/03 | 203 | - | 203 |
| Fountains, Plantation, FL | N/A | 02/03 | 2,664 | - | 2,664 |
| Hiram Pavilion, Hiram, GA | N/A | 05/03 | 695 | - | 695 |
| Northlake Commons, Palm Beach Gardens, FL | N/A | 07/03 | 640 | - | 640 |
| Redbud Commons Gastonia, NC | N/A | 06/03 | 5,101 | - | 5,101 |
| Shoppes of Golden Acres II, Newport Richey, FL | N/A | 02/02 | 189 | - | 189 |
| Southhampton Village, Tyrone, GA | N/A | 11/02 | 62 | - | 62 |
| Southlake Pavilion, Morrow, GA | N/A | 12/01 | 702 | - | 702 |
| Turkey Creek II, Knoxville, TN | N/A | 01/02 | 1,317 | - | 1,317 |
| Watercolor Crossing, Tallahassee, FL | N/A | 03/03 | 1,028 | - | 1,028 |
| Westside Center, Huntsville, AL | N/A | 04/03 | 4,888 | - | 4,888 |
| ----- | | | | | |
| Total for Development projects at 12/31/03 | - | | 17,489 | - | 17,489 |
| ===== | | | | | |
| GRAND TOTAL | 31,875,622 | | 3,935,930 | 529,516 | 3,406,416 |
| ===== | | | | | |

II-52

TABLE VI- (CONTINUED)

ACQUISITION OF PROPERTIES BY PROGRAMS

NOTES TO TABLE VI

(A) "Other Cash Expenditures Capitalized" consists of improvements to the property and acquisition expenses which are capitalized and paid or to be paid from the proceeds of the offering. As part of several purchases, rent is received under master lease agreements on the spaces currently vacant for periods ranging from one to two years or until the spaces are leased. As these payments are received, they are recorded as a reduction in the purchase price of the properties and have been netted against other cash expenditures capitalized.

(B) "Total Acquisition Cost" is the sum of columns captioned "Purchase Price Plus Acquisition Fee" and "Other Cash Expenditures Capitalized."

II-53

SIGNATURES

Pursuant to the requirements of the Securities Act of 1933, as amended, the Registrant certifies that it has reasonable grounds to believe that it meets all of the requirements for filing on Form S-11 and has duly caused this Post-Effective Amendment No.1 to its Registration Statement to be signed on its behalf by the undersigned, thereunto duly authorized, in the City of Oak Brook, State of Illinois, on the 16th day of March, 2005.

INLAND WESTERN RETAIL REAL ESTATE TRUST, INC.

By: /s/ Robert D. Parks

 Robert D. Parks
 President, Chief Executive Officer and
 Chief Operating Officer

II-54

Pursuant to the requirements of the Securities Act of 1933, as amended, this Post-Effective Amendment No. 1 to the Registration Statement has been signed by the following persons in the capacities and on the dates indicated.

| NAME ----- | CAPACITY ----- | DATE ----- |
|---|---|---------------|
| /s/ Robert D. Parks ----- Robert D. Parks | Chairman and Director | March 16 |
| /s/ Steven P. Grimes ----- Steven P. Grimes | Treasurer and Principal financial officer | March 16 |
| /s/ Lori J. Foust ----- Lori J. Foust | Principal accounting officer | March 16 |
| /s/ Brenda G. Gujral ----- Brenda G. Gujral | Director | March 16 |
| * ----- Frank Catalano | Independent Director | March 16 |
| * ----- Ken Beard | Independent Director | March 16 |
| * ----- | Independent Director | March 16 |

Edgar Filing: INLAND WESTERN RETAIL REAL ESTATE TRUST INC - Form POS AM

Paul R. Gauvreau

*

Independent Director

March 16

Gerald M. Gorski

*

Independent Director

March 16

Barbara A. Murphy

/s/ Roberta S. Matlin

* Signed on behalf of the named individuals by Roberta S. Matlin, under power of attorney.